



US00D686758S

(12) **United States Design Patent**
Metcalf

(10) **Patent No.:** **US D686,758 S**
(45) **Date of Patent:** **** Jul. 23, 2013**

(54) **PANEL WITH CUT AND ALIGNED FOSSIL LEAF INTERLAYER**

(75) Inventor: **Elizabeth Egan Metcalf**, Salt Lake City, UT (US)

(73) Assignee: **3form, Inc.**, Salt Lake City, UT (US)

(**) Term: **14 Years**

(21) Appl. No.: **29/431,258**

(22) Filed: **Sep. 5, 2012**

(51) **LOC (9) Cl.** **25-01**

(52) **U.S. Cl.**

USPC **D25/138**; D6/332

(58) **Field of Classification Search**

USPC D25/111, 138–145, 150–153, 156, D25/157, 163, 199, 102–105, 110, 58; D5/20, D5/24, 32, 54, 4, 7; 156/63; 52/81.4, 81.5, 52/81.6, 747.1, 783.11, 311.1, 313, 311.2, 52/316, 239, 241, 481.2, 789.1, 788.1; 428/34, 428/34.1–34.9, 35.7, 36.1–36.4, 67, 446, 428/542.2, 542.6, 902, 904.4, 143, 147, 13, 428/332, 335, 336, 339, 480, 483, 195.1, 428/38, 46, 49; D6/332

See application file for complete search history.

(56) **References Cited**

U.S. PATENT DOCUMENTS

D19,643	S	2/1890	William	
625,463	A *	5/1899	Pfister et al.	428/40.4
D38,979	S	12/1907	Woltjen	
D40,794	S	7/1910	Magon	
D43,349	S	12/1912	Shuman	
3,212,952	A	10/1965	Turner	
3,703,425	A	11/1972	Delmonte et al.	
3,912,542	A	10/1975	Hirano	
D248,893	S	8/1978	Comensoli	

(Continued)

FOREIGN PATENT DOCUMENTS

JP	08268801	10/1996
JP	08309914	11/1996
JP	2004307279	11/2004
WO	WO 01/63324	8/2001

OTHER PUBLICATIONS

Reynald Tombini, Abstract of French Patent 2661362, Mar. 1992, Derwent Information Ltd., USA.
Chemical Abstracts, vol. 116, No. 4, Jan. 27, 1992.

(Continued)

Primary Examiner — Doris Clark

(74) *Attorney, Agent, or Firm* — Workman Nydegger


(57) **CLAIM**

The ornamental design for a panel with cut and aligned fossil leaf interlayer, as shown and described.

DESCRIPTION

FIG. 1 is a front view of a panel with cut and aligned fossil leaf interlayer, shown used in a partition structure;
FIG. 2 is an enlarged front perspective view;
FIG. 3 is a top plan view taken along line 3-3 of FIG. 5;
FIG. 4 is a left side elevation view taken along line 4-4 of FIG. 5;
FIG. 5 is an enlarged front elevation view;
FIG. 6 is a right side elevation view taken along line 6-6 of FIG. 5; and,
FIG. 7 is a bottom plan view taken along line 7-7 of FIG. 5.
The broken lines showing environment in the drawings are included for illustrative purposes only and form no part of the claimed design. The outer broken line boundaries in Figures depicting the boundaries of the claimed design indicate that a specific length, width, and thickness form no part of the claimed design and are for illustrative purposes only.

1 Claim, 3 Drawing Sheets



US D686,758 S

Page 2

U.S. PATENT DOCUMENTS

D257,407 S 10/1980 Maahsen
4,234,533 A 11/1980 Langlands
4,299,639 A 11/1981 Bayer
4,428,168 A 1/1984 Tomer
4,642,255 A 2/1987 Dlubak
5,219,630 A 6/1993 Hickman
5,306,535 A 4/1994 Shaffer
5,445,890 A 8/1995 Bayha et al.
5,944,862 A 8/1999 Howes
D417,013 S * 11/1999 Gatch D25/105
6,322,862 B1 11/2001 Sakai
D483,879 S 12/2003 Nadeau et al.
D488,565 S 4/2004 Bresciani
7,008,700 B1 3/2006 Goodson

D559,410 S * 1/2008 Murdock et al. D25/138
D603,060 S 10/2009 Adickes
2004/0247801 A1 12/2004 Schober

OTHER PUBLICATIONS

Chemical Abstracts, vol. 122, No. 12, Mar. 20, 1995.
Chemical Abstracts, vol. 117, No. 2, Jul. 13, 1992.
Poly(bisphenol A carbonate)-poly(dimethylsiloxane) multiblock copolymers, by Huub A.M. Van Aert, Laurent Nelissen, Piet J. Lemstra, and Daniel J. Brunelle, Eindhoven Polymer Laboratories, Eindhoven University of Technology, The Netherlands, Jul. 26, 2000.
Standard Test Method for Surface Burning Characteristics of Building Materials, Copyright ASTM International, May 7, 2004.

* cited by examiner

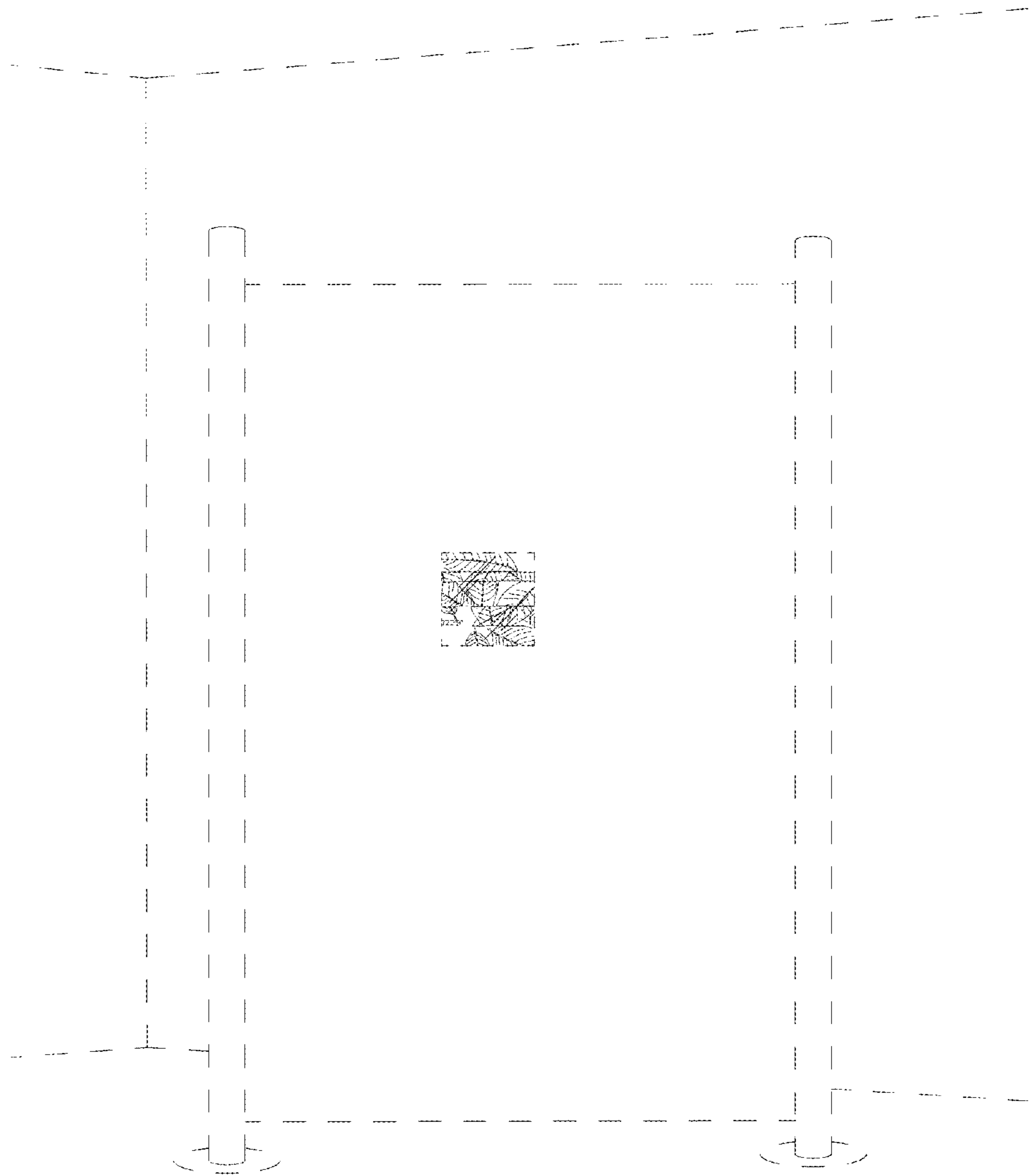


FIG. 1

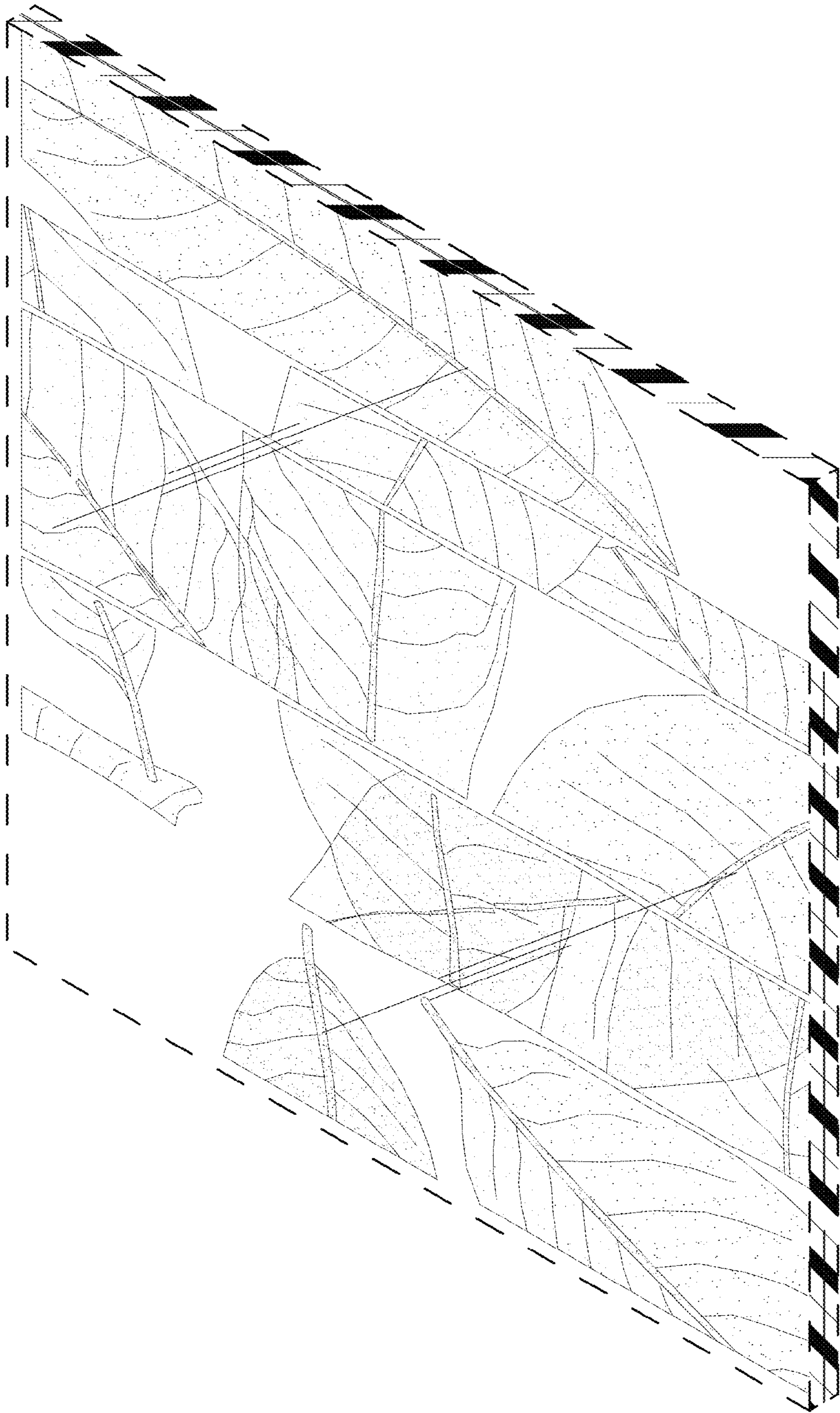


FIG. 2



Fig. 3




Fig. 4

Fig. 5

Fig. 6



Fig. 7