



US00D686746S

(12) **United States Design Patent**  
**Nakaji et al.**

(10) **Patent No.:** **US D686,746 S**  
(45) **Date of Patent:** **\*\* Jul. 23, 2013**

(54) **RADIONUCLIDE CARRIER**

(76) Inventors: **Peter Nakaji**, Phoenix, AZ (US); **David Brachman**, Phoenix, AZ (US); **Heyoung McBride**, Phoenix, AZ (US); **Emad Youssef**, Tempe, AZ (US); **Theresa Thomas**, Gilbert, AZ (US)

(\*\*) Term: **14 Years**

(21) Appl. No.: **29/419,569**

(22) Filed: **Apr. 30, 2012**

(51) **LOC (9) Cl.** ..... **24-02**

(52) **U.S. Cl.**  
USPC ..... **D24/227**

(58) **Field of Classification Search**  
USPC ..... D3/272, 300; D24/121, 128, 130, D24/133, 158, 155, 169, 224, 225; D99/28; D34/28; 210/143, 278, 681-682; 423/2, 249; 424/1.29, 1.11, 9.1, 9.6; 604/19, 20; 600/436, 600/431

See application file for complete search history.

(56) **References Cited**

U.S. PATENT DOCUMENTS

D244,393	S	*	5/1977	Collica et al.	.....	D99/28
D381,080	S	*	7/1997	Ohata	.....	D24/155
D408,957	S	*	4/1999	Sandor	.....	D34/28
5,997,842	A	*	12/1999	Chen	.....	604/19
D420,452	S	*	2/2000	Cardy	.....	D24/225
D420,745	S	*	2/2000	Cardy	.....	D24/225
D420,746	S	*	2/2000	Cardy	.....	D24/224
D443,061	S	*	5/2001	Bergstrom et al.	.....	D24/158

6,512,943	B1	*	1/2003	Kelcz	.....	600/436
D488,864	S	*	4/2004	Fago et al.	.....	D24/121
6,787,042	B2	*	9/2004	Bond et al.	.....	210/681
D561,896	S	*	2/2008	Jones	.....	D24/130
D580,056	S	*	11/2008	Orthner	.....	D24/155
D580,057	S	*	11/2008	Ramadani	.....	D24/155
D657,474	S	*	4/2012	Dona	.....	D24/224
D680,649	S	*	4/2013	Jagger et al.	.....	D24/155
D681,210	S	*	4/2013	Beiriger et al.	.....	D24/169
D681,812	S	*	5/2013	Farris et al.	.....	D24/155
D681,813	S	*	5/2013	Jagger et al.	.....	D24/155

\* cited by examiner

*Primary Examiner* — T. Chase Nelson

*Assistant Examiner* — Mark Cavanna

(74) *Attorney, Agent, or Firm* — S McPherson IP Law

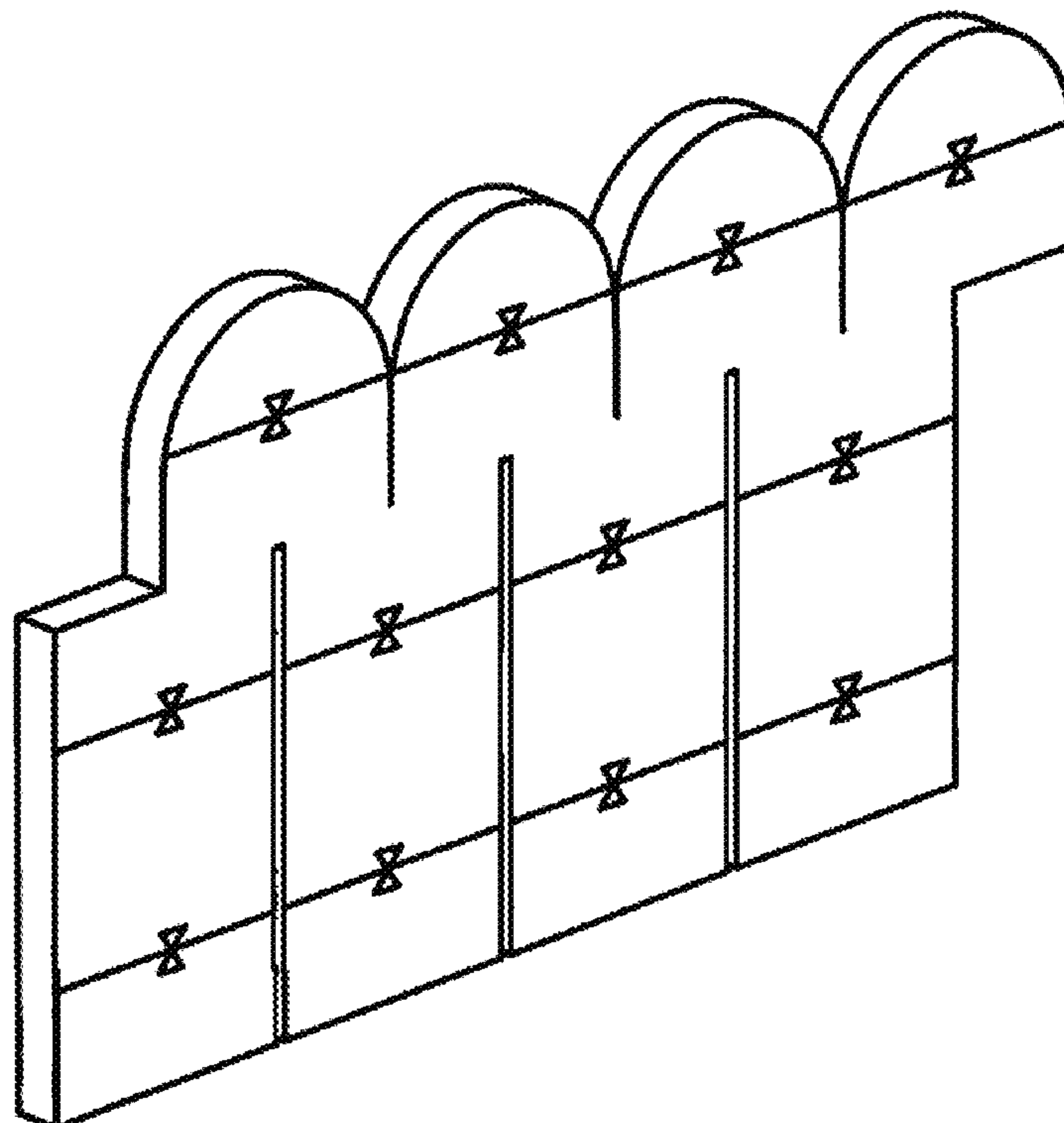
(57) **CLAIM**

The ornamental design for a radionuclide carrier, as shown and described.

**DESCRIPTION**

FIG. 1 is a perspective view of a radionuclide carrier showing our new design;  
FIG. 2 is a front elevational view thereof;  
FIG. 3 is a back elevational view thereof;  
FIG. 4 is a top plan view thereof;  
FIG. 5 is a bottom plan view thereof;  
FIG. 6 is a left side elevational view thereof; and,  
FIG. 7 is a right side elevational view, thereof.

**1 Claim, 2 Drawing Sheets**



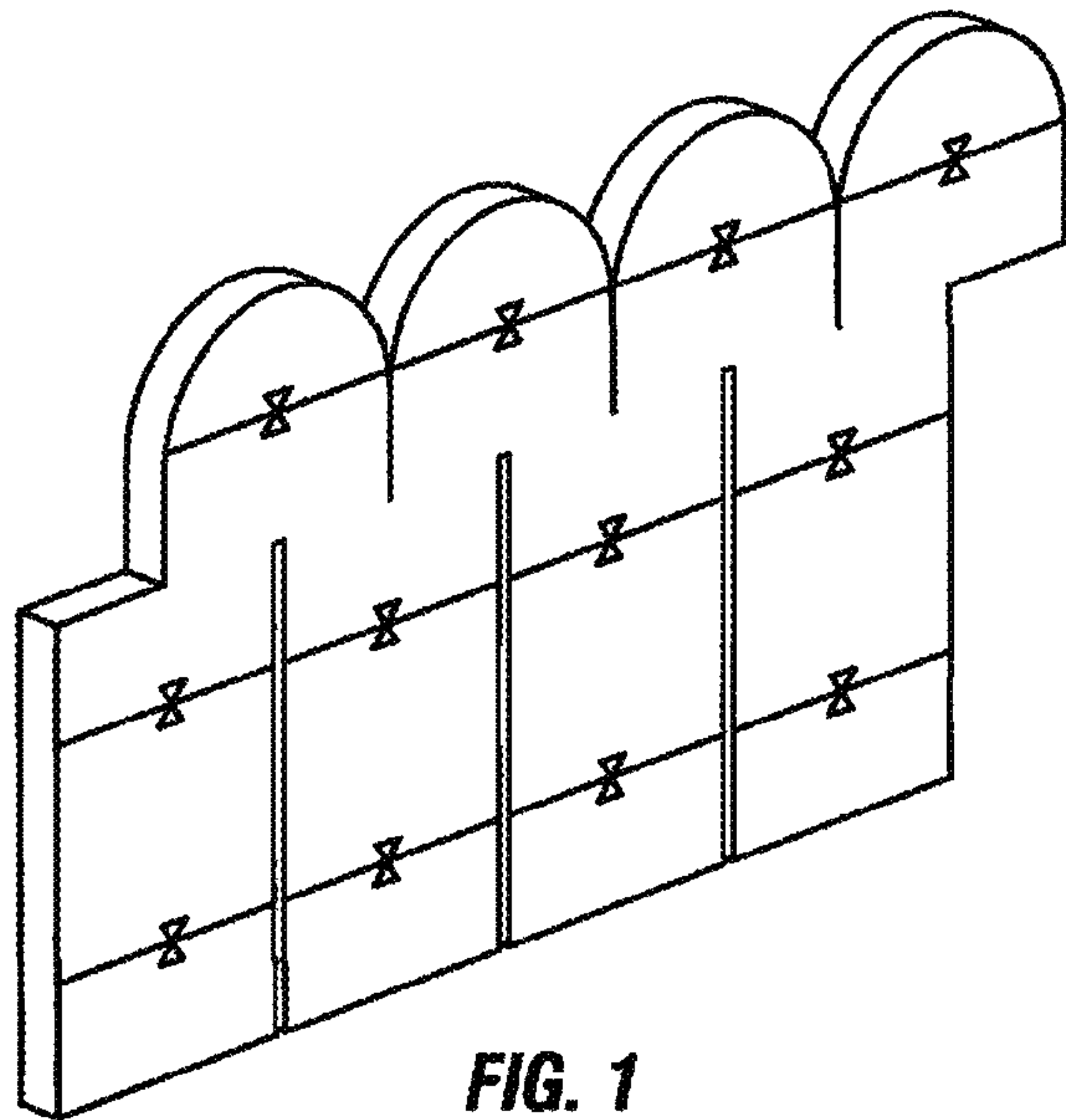


FIG. 1

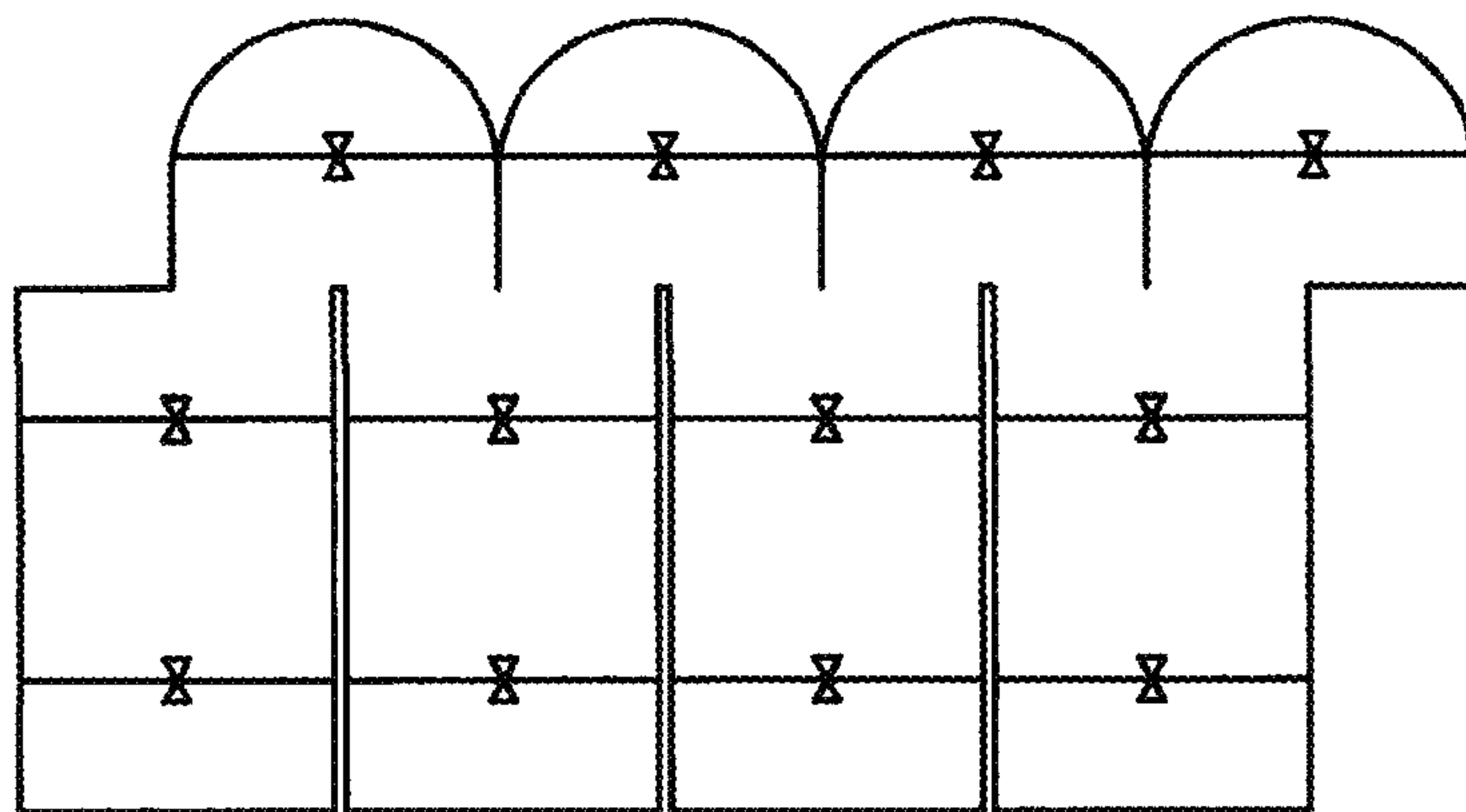


FIG. 2

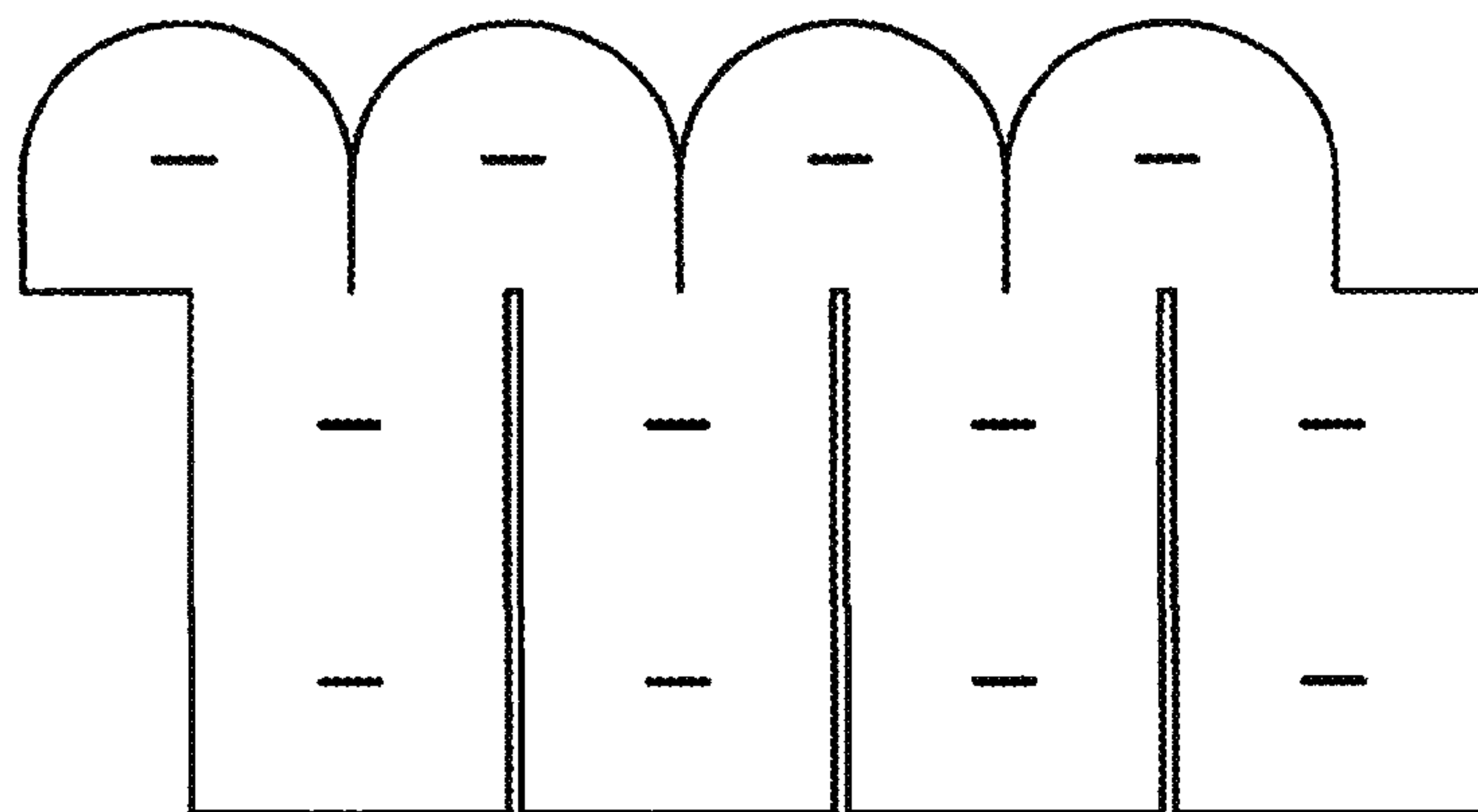


FIG. 3



**FIG. 4**



**FIG. 5**



**FIG. 6**



**FIG. 7**