



US00D686719S

(12) **United States Design Patent**
Lin

(10) **Patent No.:** **US D686,719 S**
(45) **Date of Patent:** **** Jul. 23, 2013**

- (54) **AROMA DIFFUSER**
- (71) Applicant: **Serene House International Enterprise Ltd.**, Road Town (VG)
- (72) Inventor: **Fen Ju Lin**, Taipei (TW)
- (73) Assignee: **Serene House International Enterprise Ltd.**, Road Town (VG)
- (**) Term: **14 Years**
- (21) Appl. No.: **29/441,510**
- (22) Filed: **Jan. 7, 2013**
- (51) **LOC (9) Cl.** **28-99**
- (52) **U.S. Cl.**
USPC **D23/366**
- (58) **Field of Classification Search**
USPC D23/355-369; D28/5, 6; 261/DIG. 17, 261/DIG. 42, DIG. 65, DIG. 88, DIG. 89, 261/DIG. 47, DIG. 55, DIG. 70; 392/356, 392/390, 392, 394, 395; 239/34, 44, 53, 55, 239/56, 326, 60, 308; D9/687; D7/591
See application file for complete search history.

| | | | | | | |
|-----------|----|---|---------|----------------|-------|---------|
| 5,624,230 | A | * | 4/1997 | Taylor et al. | | 416/5 |
| D399,945 | S | * | 10/1998 | Bonomo et al. | | D23/369 |
| D403,758 | S | * | 1/1999 | Bryson et al. | | D23/366 |
| D441,441 | S | * | 5/2001 | Upson | | D23/366 |
| 6,244,518 | B1 | * | 6/2001 | Pogue | | 239/36 |
| 6,581,915 | B2 | * | 6/2003 | Bartsch et al. | | 261/26 |
| D491,257 | S | * | 6/2004 | Picken, Jr. | | D23/366 |
| 6,775,470 | B2 | * | 8/2004 | Zobebe et al. | | 392/390 |
| D549,812 | S | * | 8/2007 | Fellows et al. | | D23/366 |
| D550,345 | S | * | 9/2007 | Weggelaar | | D23/366 |
| D565,715 | S | * | 4/2008 | Wu | | D23/366 |
| D583,037 | S | * | 12/2008 | Kenny | | D23/366 |
| D611,588 | S | * | 3/2010 | Jorgensen | | D23/366 |
| D649,237 | S | * | 11/2011 | Bilko et al. | | D23/366 |
| D653,744 | S | * | 2/2012 | Li | | D23/366 |
| D665,893 | S | * | 8/2012 | Li | | D23/366 |

* cited by examiner

Primary Examiner — Sandra Snapp
(74) *Attorney, Agent, or Firm* — Ming Chow; Sinorica, LLC

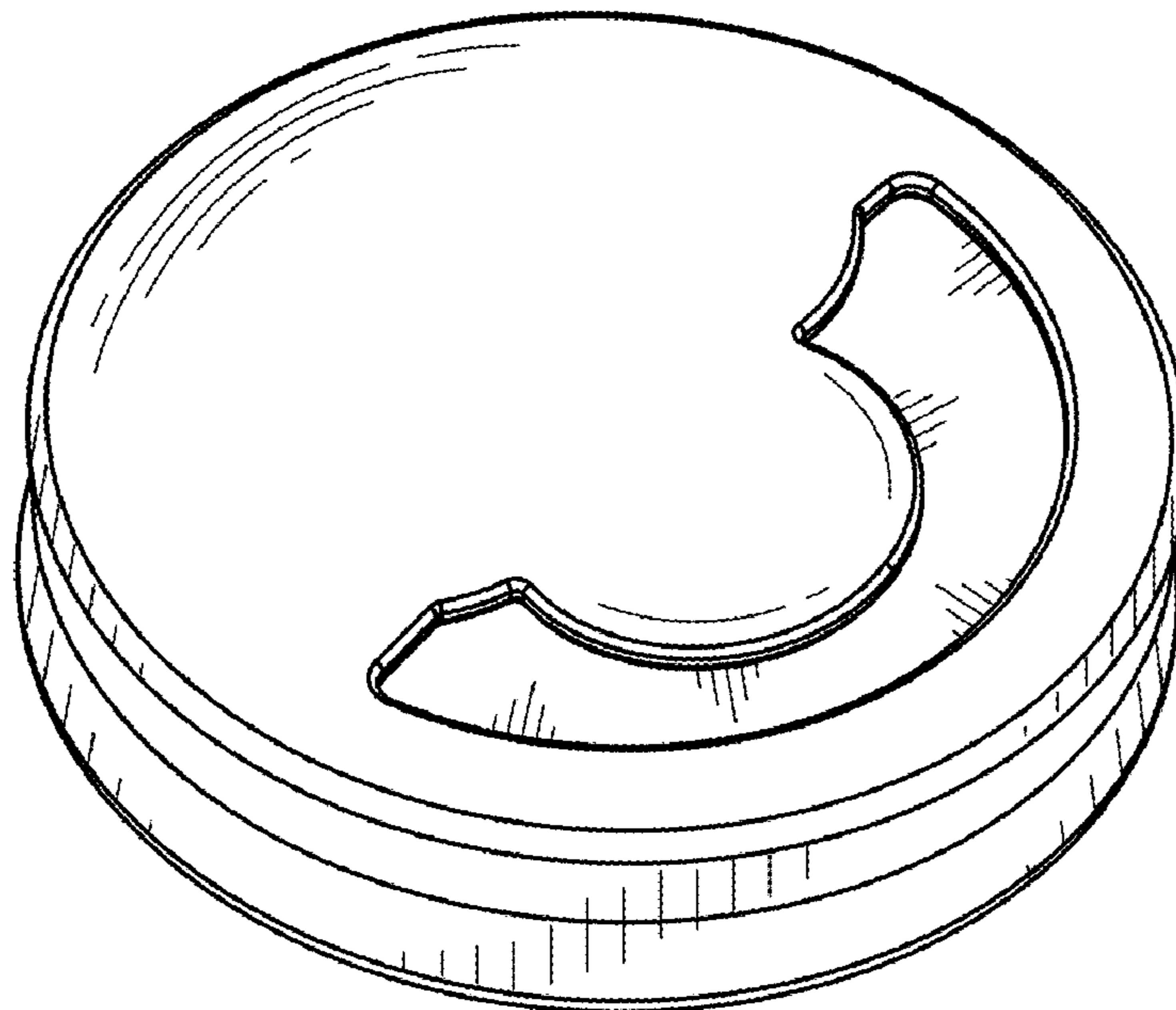
(57) **CLAIM**
The ornamental design for an aroma diffuser, as shown and described.

DESCRIPTION

FIG. 1 is a perspective view of an aroma diffuser showing my new design;
FIG. 2 is a front view thereof;
FIG. 3 is a rear view thereof;
FIG. 4 is a left side view thereof;
FIG. 5 is a right side view thereof;
FIG. 6 is a top view thereof; and,
FIG. 7 is a bottom view thereof.

1 Claim, 7 Drawing Sheets

- (56) **References Cited**
U.S. PATENT DOCUMENTS
D246,052 S * 10/1977 Hatai D23/366
D255,263 S * 6/1980 Mandon et al. D23/369
D268,520 S * 4/1983 LeCaire Jr. D23/369
D289,919 S * 5/1987 O'Neil, Jr. D23/366
D323,383 S * 1/1992 Keays et al. D23/366
D375,350 S * 11/1996 Patel et al. D23/366



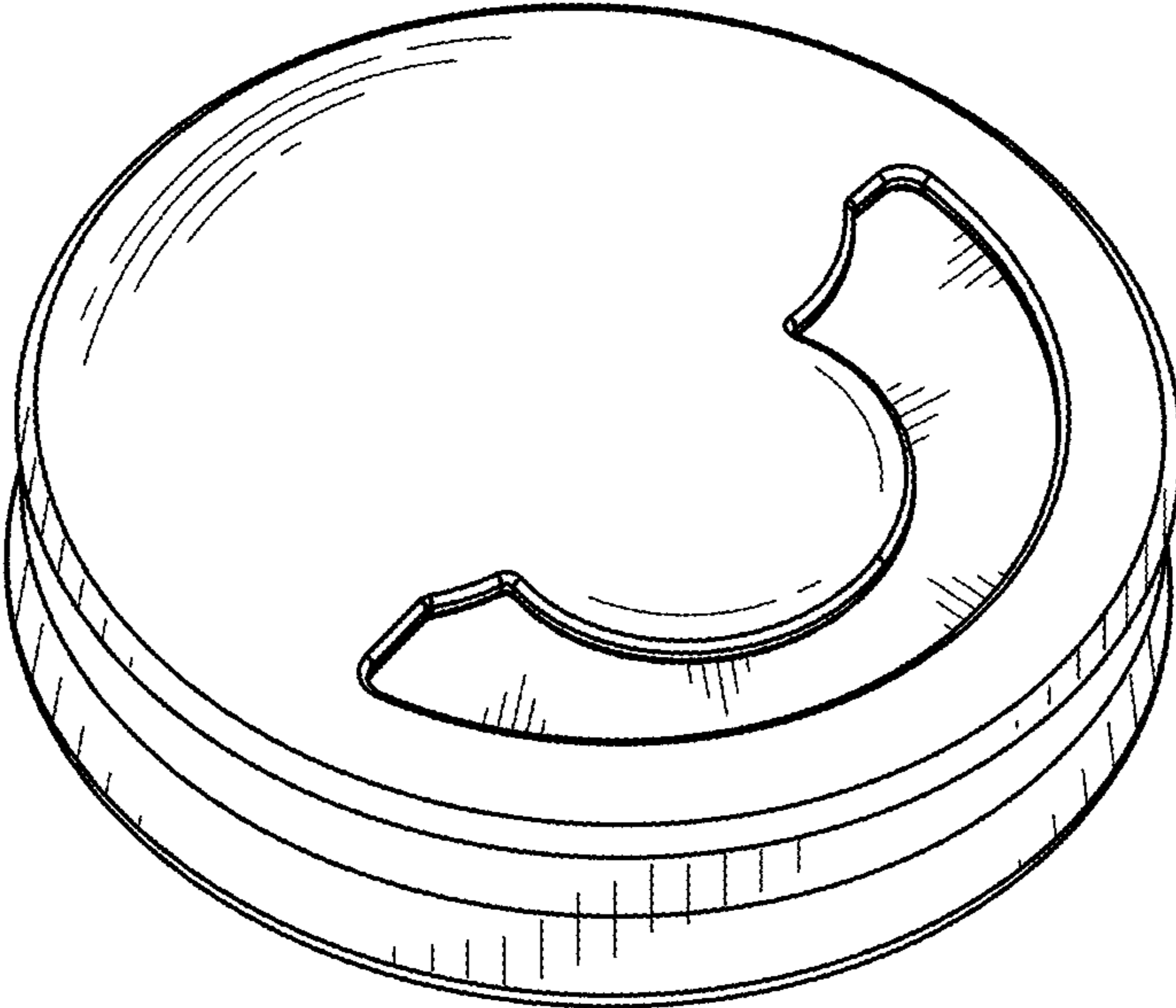


FIG.1

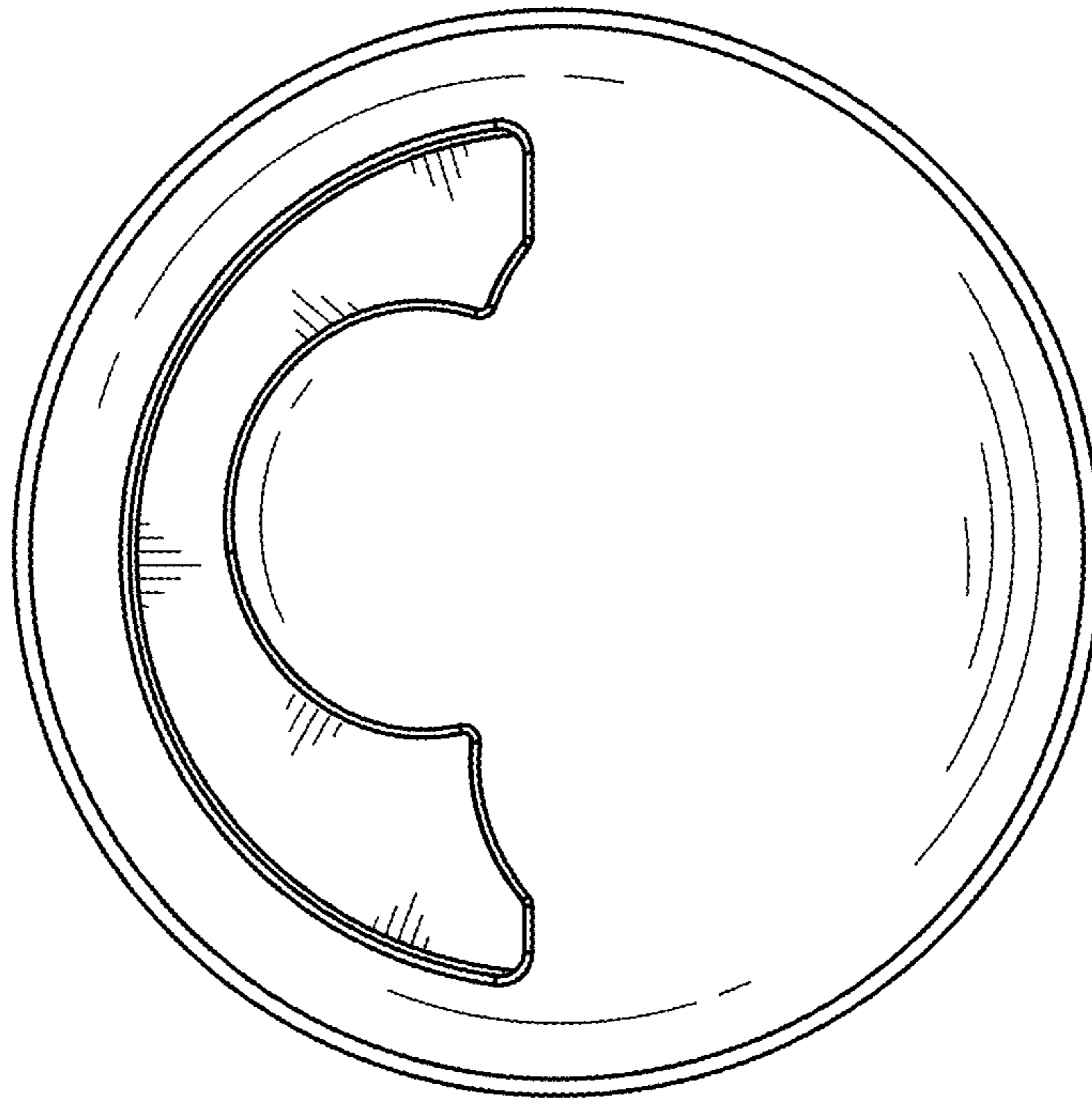


FIG. 2

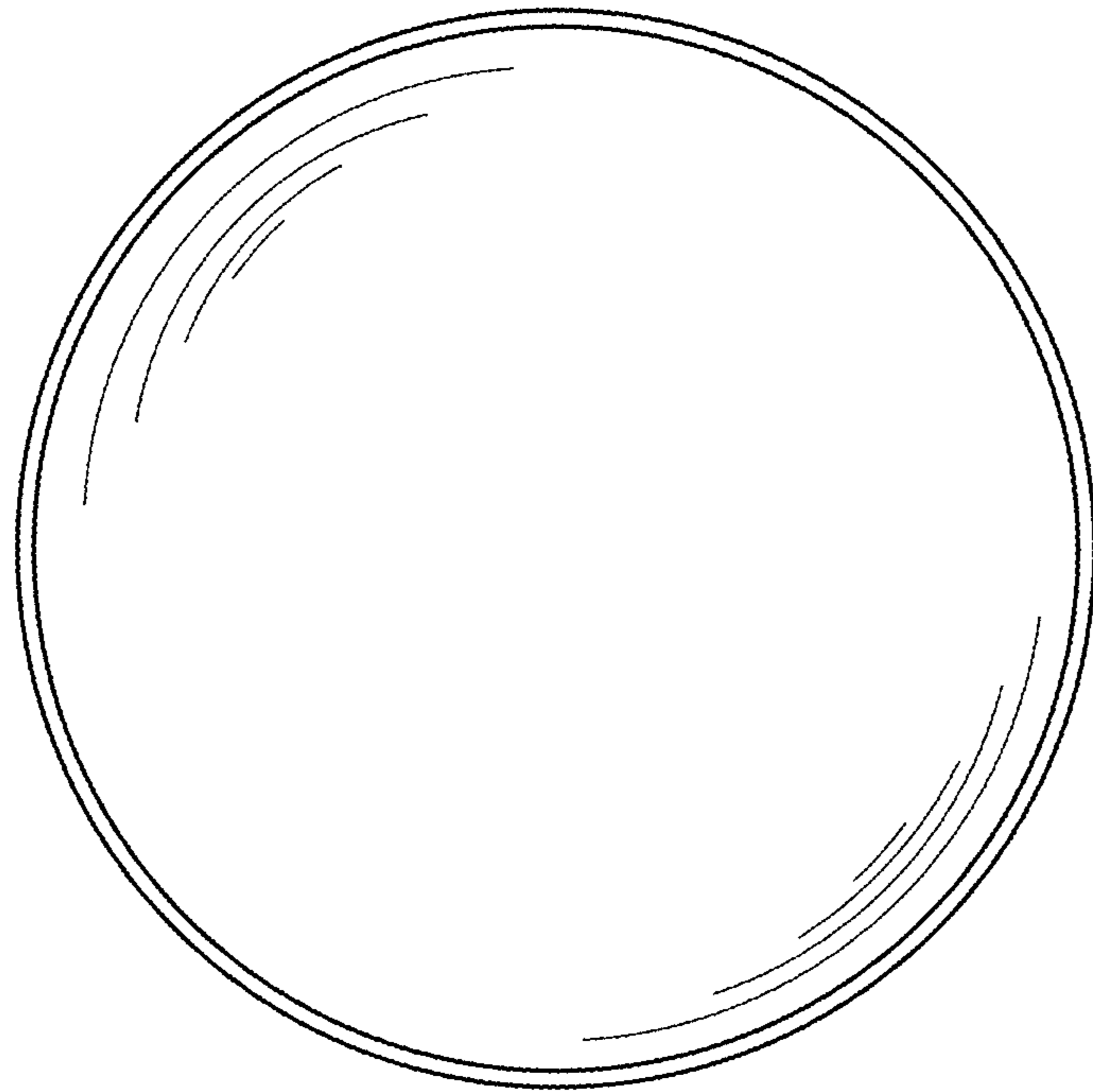


FIG. 3

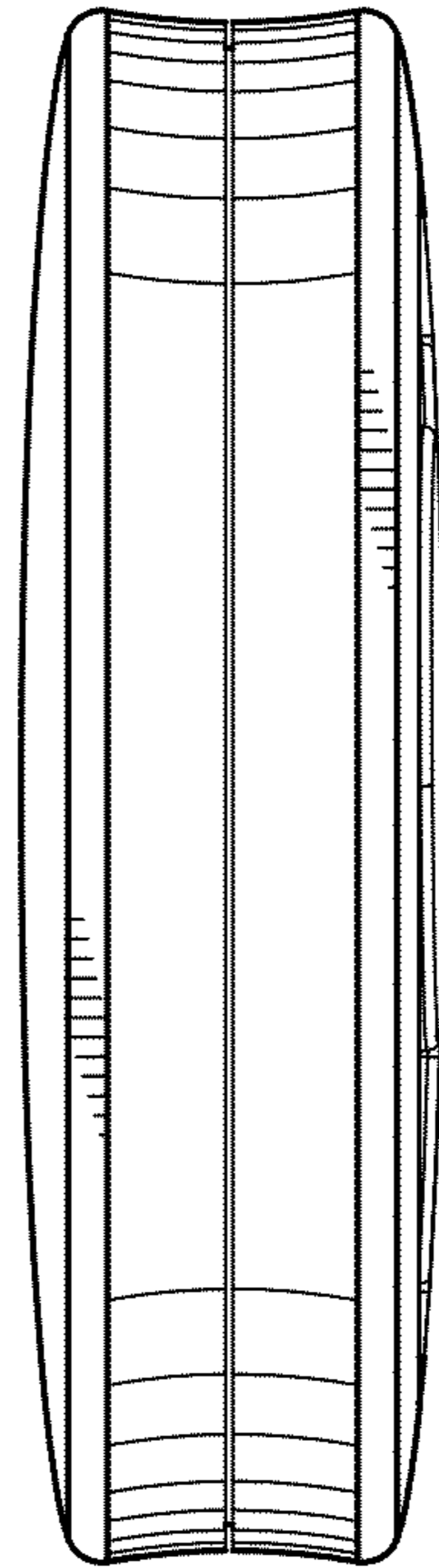


FIG. 4

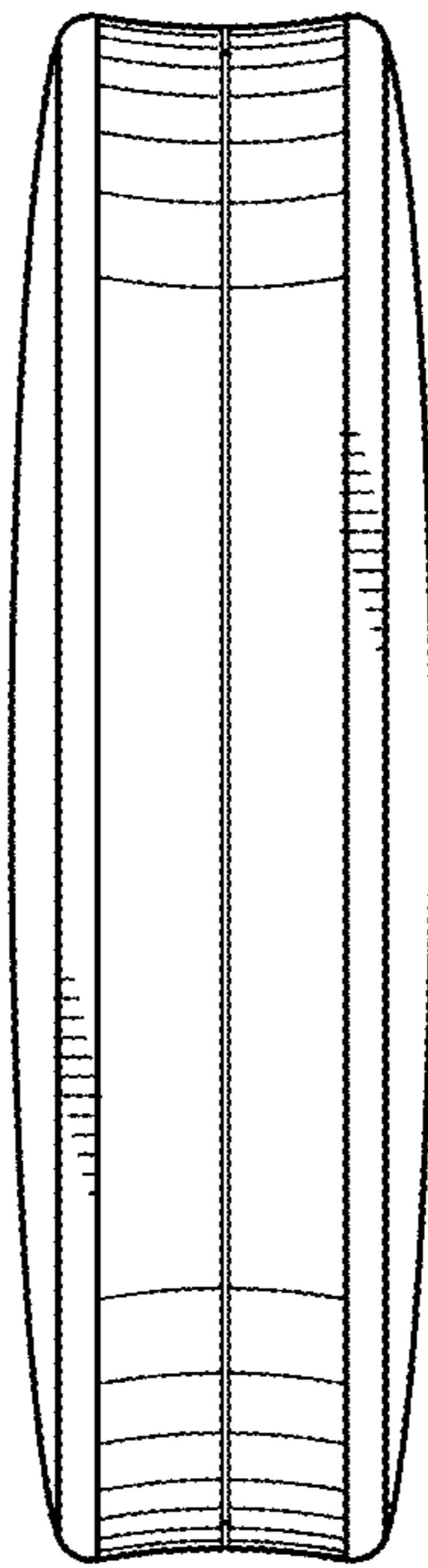


FIG. 5

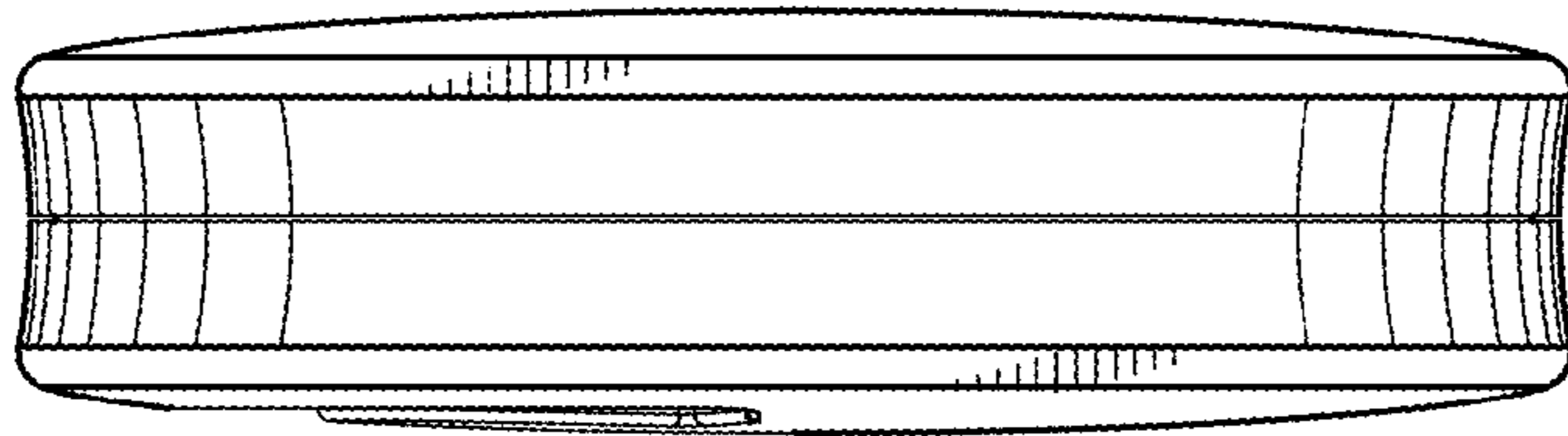


FIG. 6

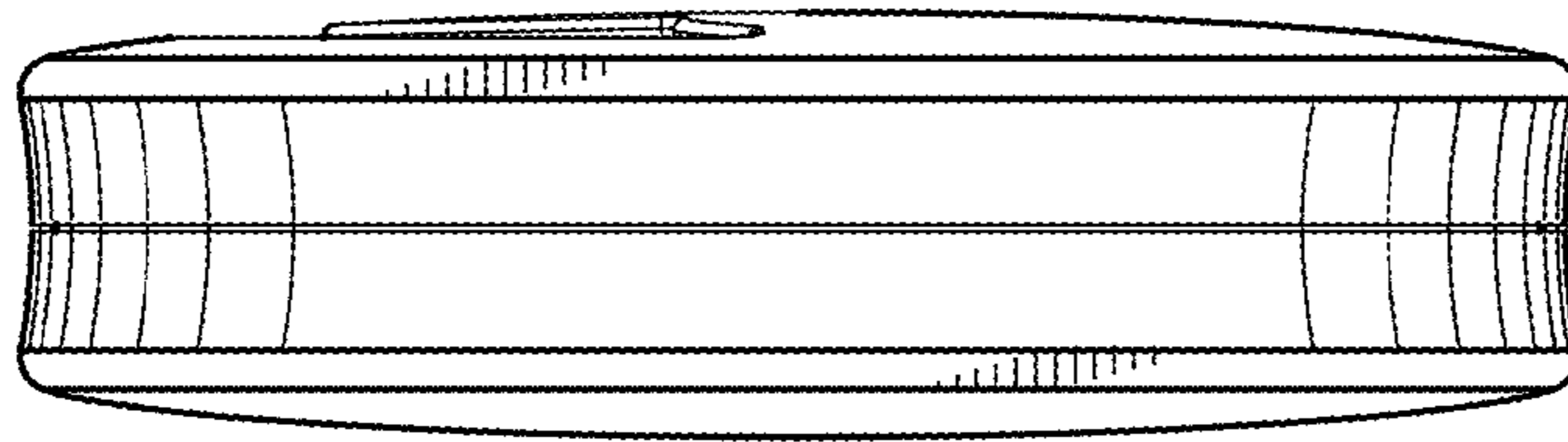


FIG. 7