



US00D686714S

(12) **United States Design Patent**  
**Smith**

(10) **Patent No.:** **US D686,714 S**  
(45) **Date of Patent:** **\*\* Jul. 23, 2013**

- (54) **MOBILE RADIANT HEATER**
- (71) Applicant: **Bromic Pty Ltd.**, Silverwater (AU)
- (72) Inventor: **Scott Smith**, Silverwater (AU)
- (73) Assignee: **Bromic Pty. Ltd.** (AU)
- (\*\*) Term: **14 Years**
- (21) Appl. No.: **29/439,847**
- (22) Filed: **Dec. 17, 2012**
- (51) **LOC (9) Cl.** ..... **23-03**
- (52) **U.S. Cl.**  
USPC ..... **D23/332; D23/317**
- (58) **Field of Classification Search**  
USPC ..... D23/323, 328, 332, 336, 339, 342,  
D23/386, 338, 314, 317; 126/25 R, 67, 92 A,  
126/92 B, 9 A; 362/92, 217, 253; 431/331,  
431/344  
See application file for complete search history.

D619,231	S	*	7/2010	Yeung	.....	D23/317
D627,450	S	*	11/2010	Hall et al.	.....	D23/332
D627,451	S	*	11/2010	Hall et al.	.....	D23/332
D627,868	S	*	11/2010	Hall et al.	.....	D23/332
D654,577	S	*	2/2012	Smith et al.	.....	D23/332
D654,579	S	*	2/2012	Smith et al.	.....	D23/342
2006/0198084	A1	*	9/2006	Hall et al.	.....	361/600

\* cited by examiner

*Primary Examiner* — T. Chase Nelson

*Assistant Examiner* — Ania Aman

(74) *Attorney, Agent, or Firm* — Skinner and Associates

(57) **CLAIM**

The ornamental design for a mobile radiant heater, as shown and described.

**DESCRIPTION**

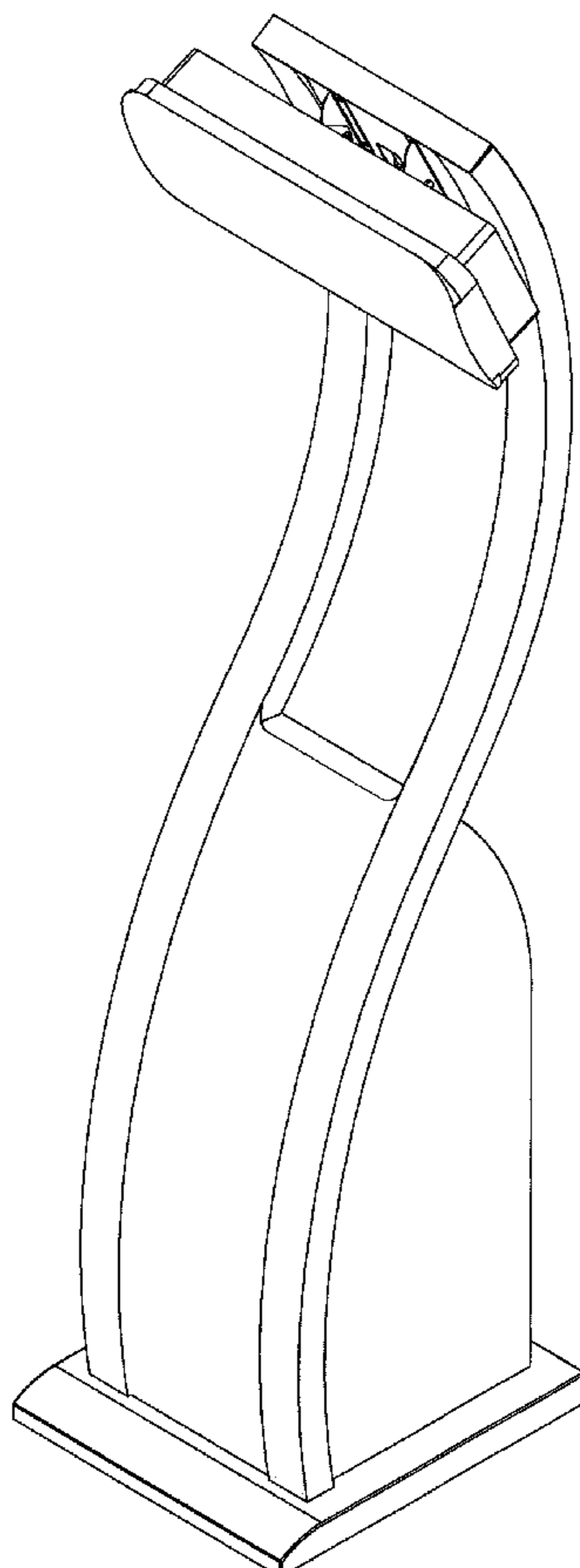
FIG. 1 is a perspective view of a mobile radiant heater showing the design of this invention.  
 FIG. 2 is a front view.  
 FIG. 3 is a top view thereof.  
 FIG. 4 is a right side view thereof.  
 FIG. 5 is a left side view thereof.  
 FIG. 6 is a rear view thereof; and,  
 FIG. 7 is a bottom view thereof.

**1 Claim, 6 Drawing Sheets**

(56) **References Cited**

U.S. PATENT DOCUMENTS

D325,963	S	*	5/1992	Anderson	.....	D23/342
D532,500	S	*	11/2006	Yeung	.....	D23/339
D608,431	S	*	1/2010	Wang	.....	D23/332



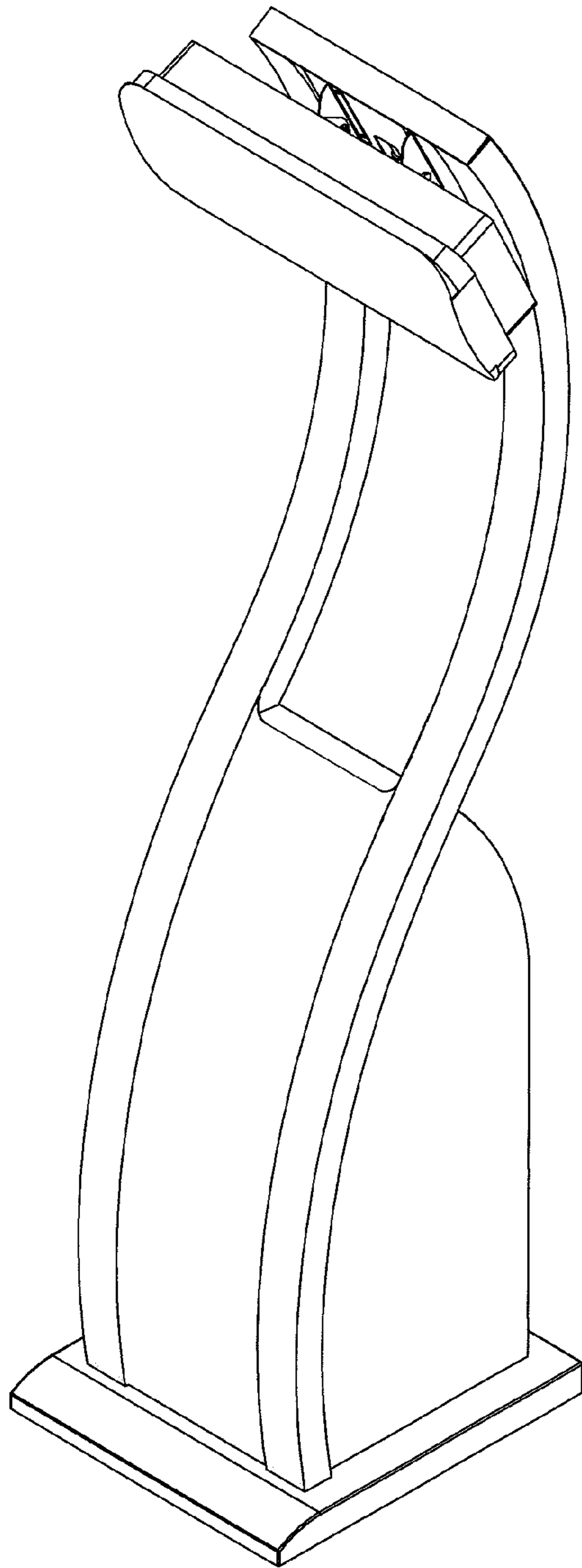


FIGURE 1

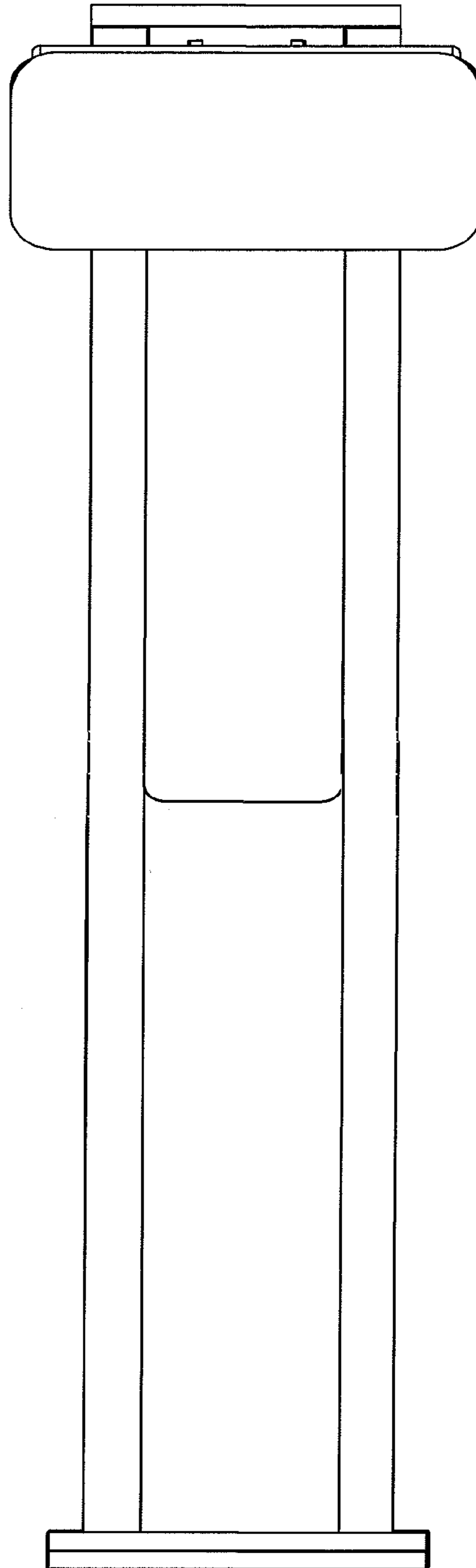


FIGURE 2

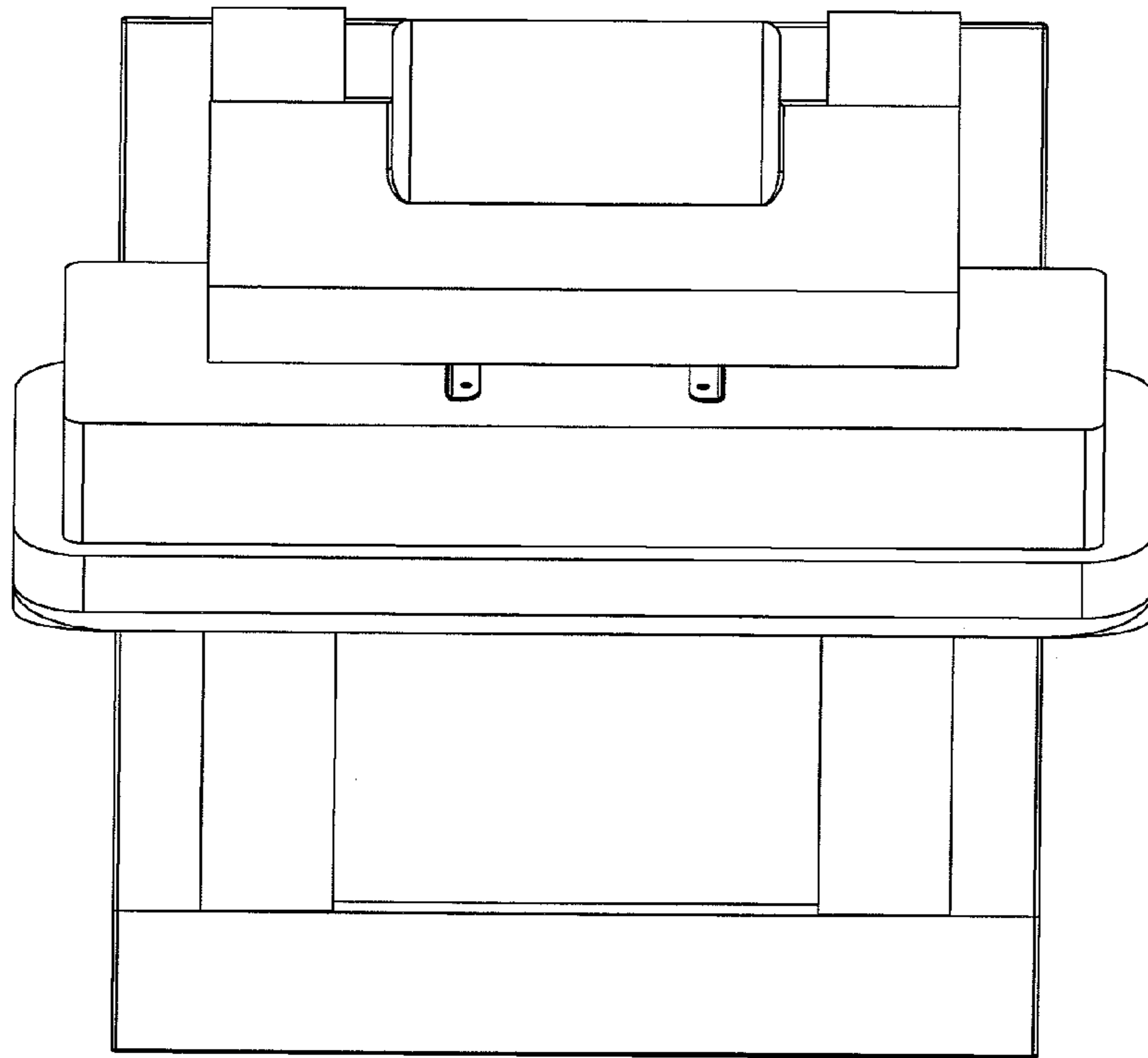


FIGURE 3




FIGURE 7

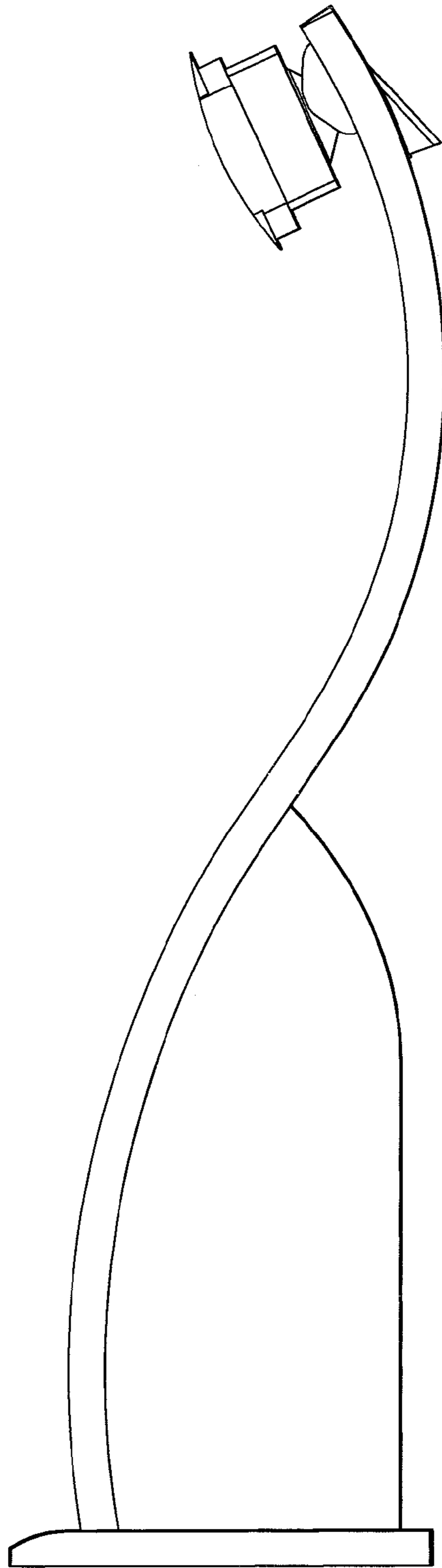


FIGURE 4

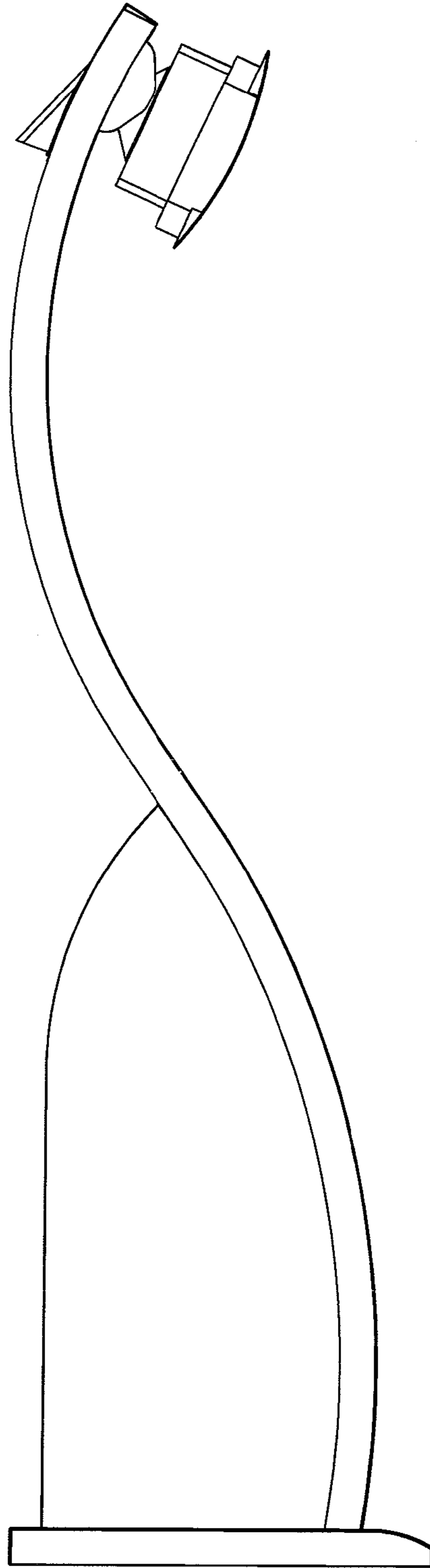


FIGURE 5

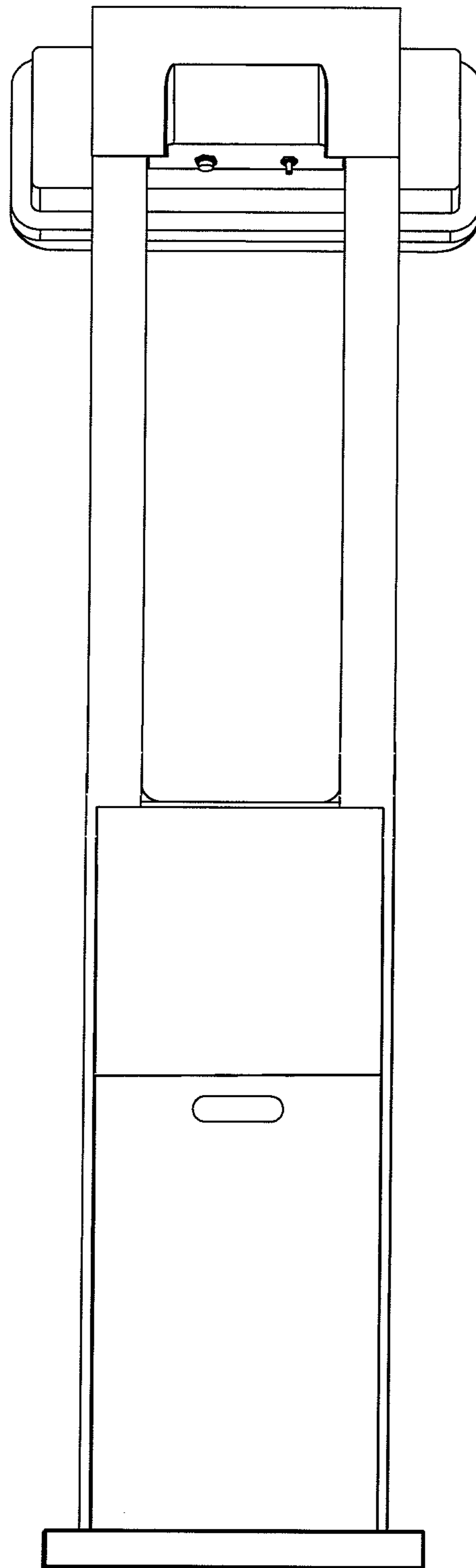


FIGURE 6

UNITED STATES PATENT AND TRADEMARK OFFICE  
**CERTIFICATE OF CORRECTION**

PATENT NO. : D686,714 S  
APPLICATION NO. : 29/439847  
DATED : July 23, 2013  
INVENTOR(S) : Scott Smith

Page 1 of 8

It is certified that error appears in the above-identified patent and that said Letters Patent is hereby corrected as shown below:

The Title Page should be replaced with the attached Title Page.

In the Drawings:

All drawings (Figures 1-6/Sheets 1-6) should be deleted and replaced with Sheets 1-6 attached.

Signed and Sealed this  
Sixth Day of May, 2014



Michelle K. Lee  
*Deputy Director of the United States Patent and Trademark Office*



(12) **United States Design Patent** (10) **Patent No.:** **US D686,714 S**  
**Smith** (45) **Date of Patent:** **\*\* Jul. 23, 2013**

(54) **MOBILE RADIANT HEATER**  
 (71) Applicant: **Bromic Pty Ltd., Silverwater (AU)**  
 (72) Inventor: **Scott Smith, Silverwater (AU)**  
 (73) Assignee: **Bromic Pty. Ltd. (AU)**  
 (\*\*) Term: **14 Years**  
 (21) Appl. No.: **29/439,847**  
 (22) Filed: **Dec. 17, 2012**  
 (51) **LOC (9) Cl.** ..... **23-03**  
 (52) **U.S. Cl.**  
 USPC ..... **D23/332; D23/317**  
 (58) **Field of Classification Search**  
 USPC ..... **D23/323, 328, 332, 336, 339, 342,**  
**D23/386, 338, 314, 317; 126/25 R, 67, 92 A,**  
**126/92 B, 9 A; 362/92, 217, 253; 431/331,**  
**431/344**  
 See application file for complete search history.

D619,231 S \* 7/2010 Yeung ..... D23/317  
 D627,450 S \* 11/2010 Hall et al. .... D23/332  
 D627,451 S \* 11/2010 Hall et al. .... D23/332  
 D627,868 S \* 11/2010 Hall et al. .... D23/332  
 D654,577 S \* 2/2012 Smith et al. .... D23/332  
 D654,579 S \* 2/2012 Smith et al. .... D23/342  
 2006/0198084 A1\* 9/2006 Hall et al. .... 361/600

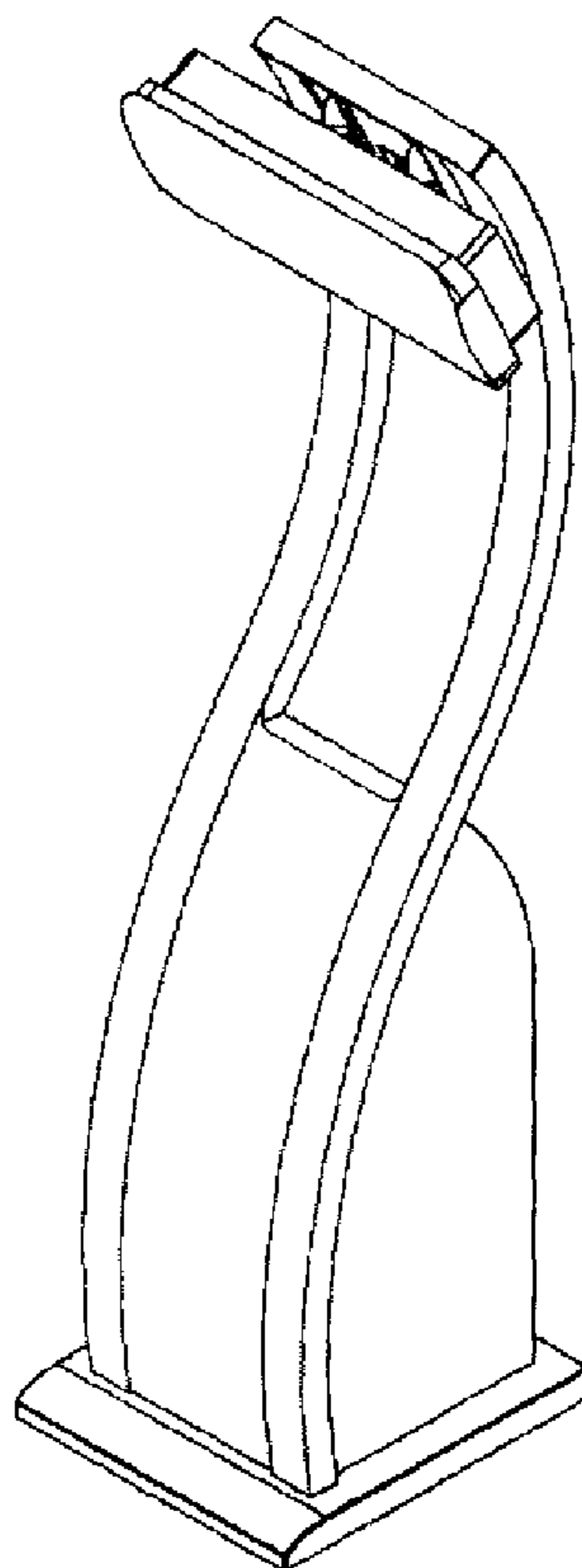
\* cited by examiner  
 Primary Examiner — T. Chase Nelson  
 Assistant Examiner — Ania Aman  
 (74) Attorney, Agent, or Firm — Skinner and Associates

(57) **CLAIM**  
 The ornamental design for a mobile radiant heater, as shown and described.

**DESCRIPTION**  
 FIG. 1 is a perspective view of a mobile radiant heater showing the design of this invention.  
 FIG. 2 is a front view.  
 FIG. 3 is a top view thereof.  
 FIG. 4 is a right side view thereof.  
 FIG. 5 is a left side view thereof.  
 FIG. 6 is a rear view thereof; and,  
 FIG. 7 is a bottom view thereof.

(56) **References Cited**  
 U.S. PATENT DOCUMENTS  
 D325,963 S \* 5/1992 Anderson ..... D23/342  
 D532,500 S \* 11/2006 Yeung ..... D23/339  
 D608,431 S \* 1/2010 Wang ..... D23/332

**1 Claim, 6 Drawing Sheets**



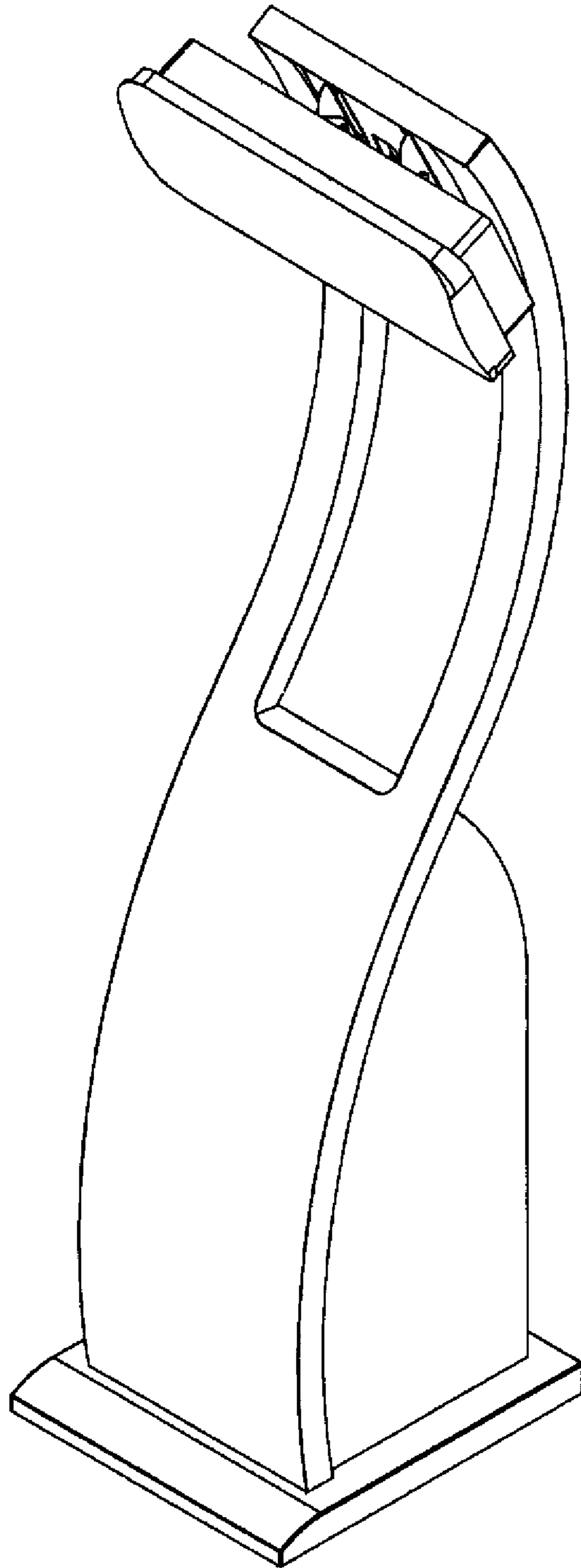


FIGURE 1

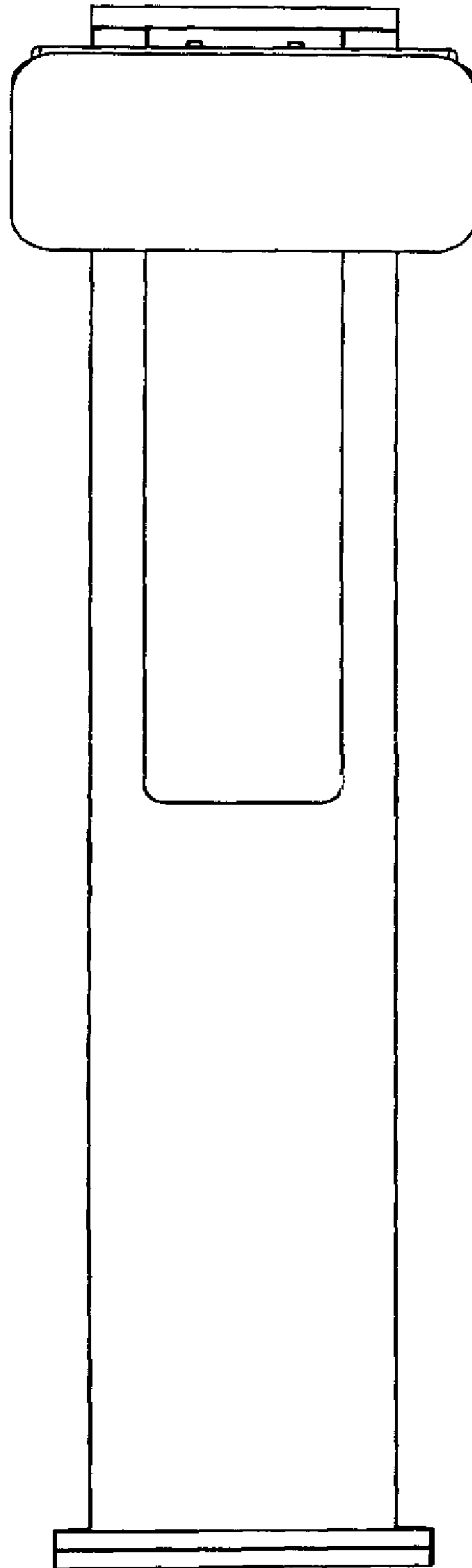


FIGURE 2

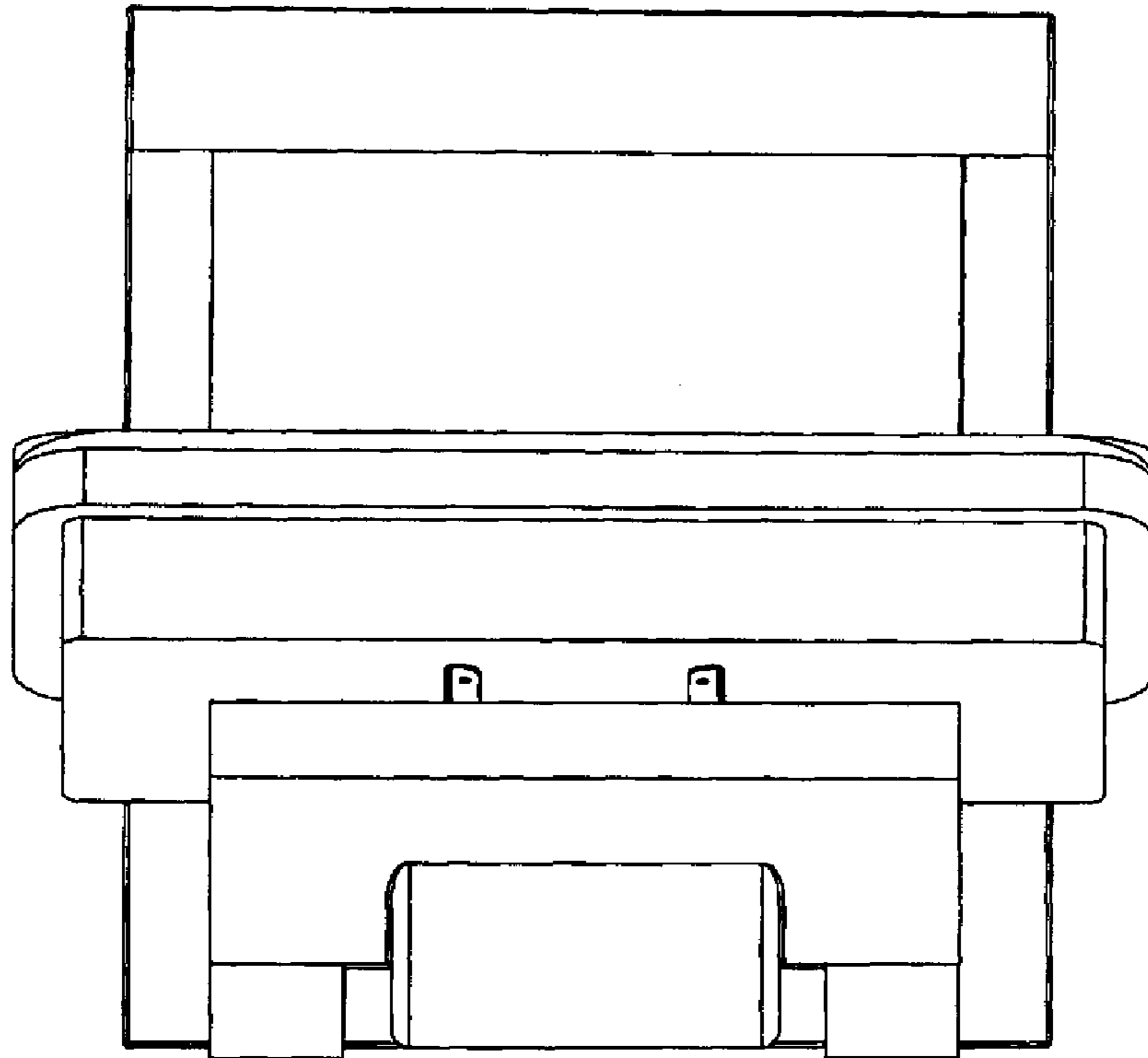


FIGURE 3




FIGURE 7

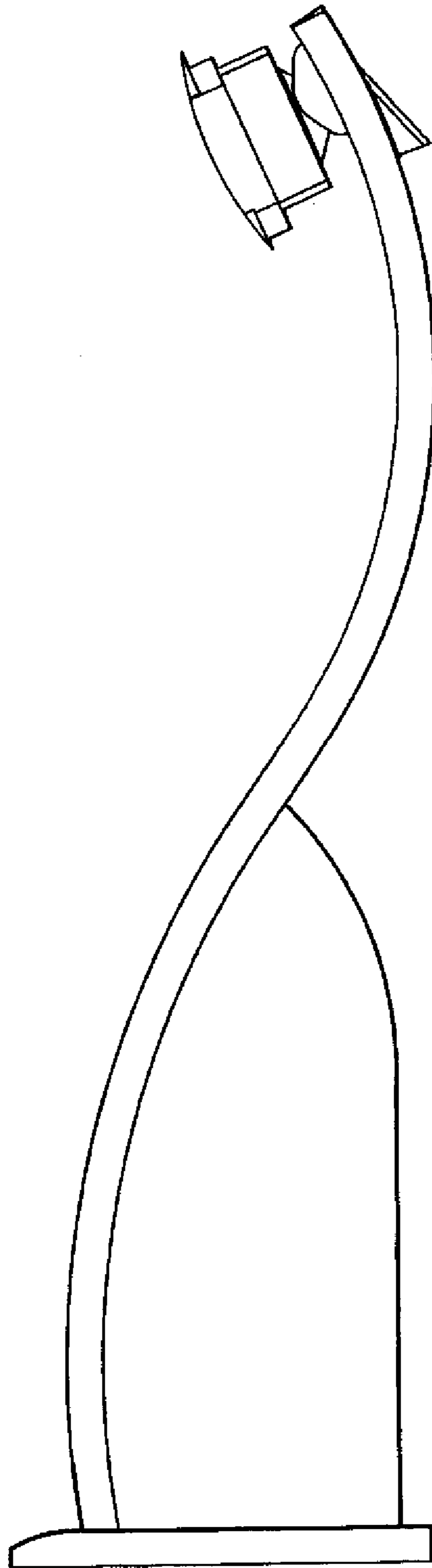


FIGURE 4

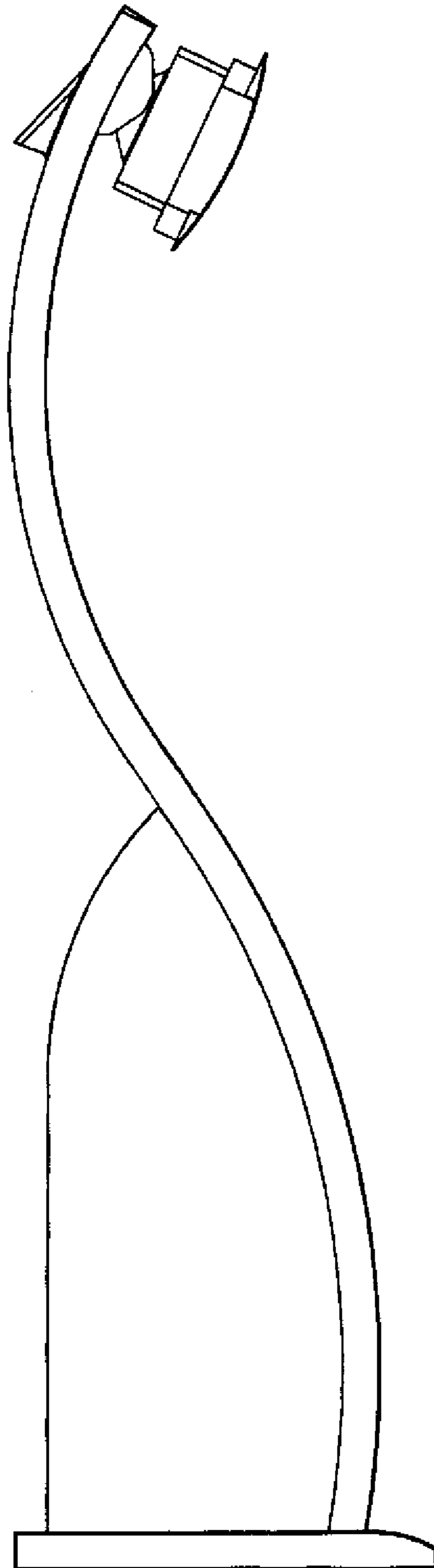


FIGURE 5

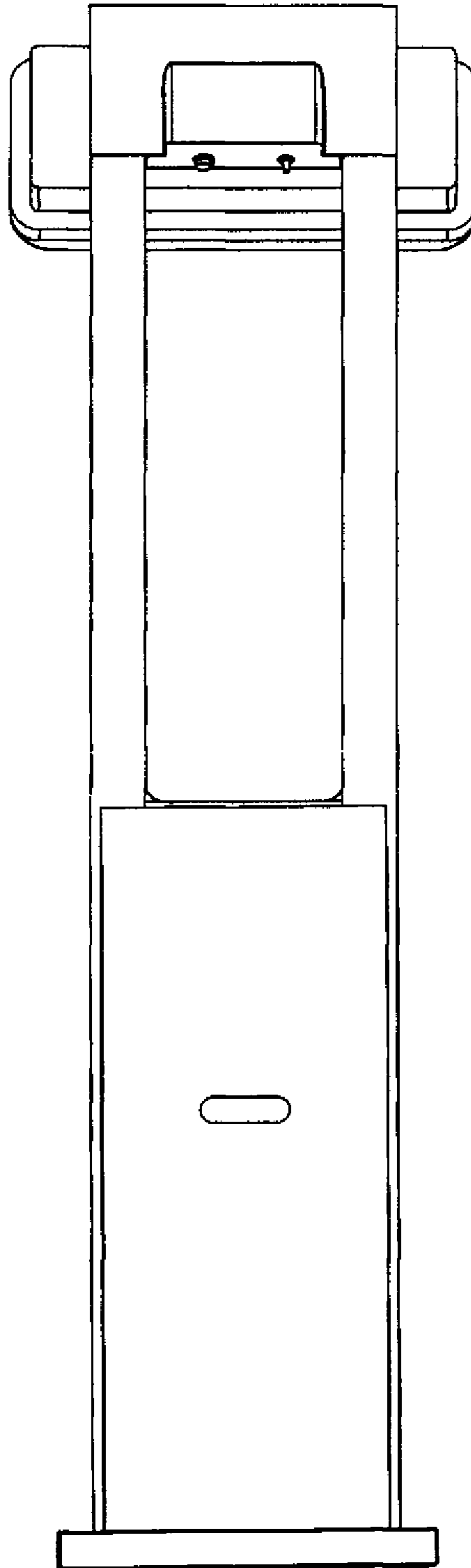


FIGURE 6