



US00D686703S

(12) **United States Design Patent**
Eilmus

(10) **Patent No.:** **US D686,703 S**
(45) **Date of Patent:** **** Jul. 23, 2013**

(54) **PLUMBING FITTING**

2,464,852 A 3/1949 De Lisa
D313,836 S 1/1991 Knapp
D315,397 S 3/1991 Knapp

(71) Applicant: **Kohler Co.**, Kohler, WI (US)

(Continued)

(72) Inventor: **Niels J. Eilmus**, Sheboygan, WI (US)

FOREIGN PATENT DOCUMENTS

(73) Assignee: **Kohler Co.**, Kohler, WI (US)

CH 2969186 4/2005

(**) Term: **14 Years**

OTHER PUBLICATIONS

(21) Appl. No.: **29/441,680**

Cucina Porto Pot Filler Faucets, www.plumbingsupply.com/potfillerfaucets.html, 1995-2008, 1 page.

(22) Filed: **Jan. 8, 2013**

(Continued)

Primary Examiner — T. Chase Nelson

Assistant Examiner — Mark Cavanna

(74) *Attorney, Agent, or Firm* — Foley & Lardner LLP

Related U.S. Application Data

(60) Division of application No. 29/422,890, filed on May 24, 2012, which is a division of application No. 29/324,385, filed on Sep. 11, 2008, which is a continuation-in-part of application No. 29/305,208, filed on Mar. 14, 2008, now Pat. No. Des. 585,111.

(57) **CLAIM**

I claim the ornamental design for a plumbing fitting, as shown and described.

(51) **LOC (9) Cl.** **23-01**

(52) **U.S. Cl.**

USPC **D23/243**; D23/263

(58) **Field of Classification Search**

USPC .. D23/200, 238–257, 259, 263, 266; D6/512, D6/546, 550; D8/300, 307–308, 310–312, D8/321; 4/675–678; 137/801, 599.01; 16/110.1, 16/441

See application file for complete search history.

DESCRIPTION

FIG. 1 is a right, top, front perspective view of a plumbing fitting according to an embodiment of my new design; FIG. 2 is a right side elevational view thereof; FIG. 3 is a left side elevational view thereof; FIG. 4 is a front elevational view thereof, the rear elevational view thereof being a mirror image of the front view shown; FIG. 5 is a top plan view thereof; the bottom plan view being a mirror image thereof; and, FIG. 6 is a detail view taken at arc 6-6 of FIG. 1 showing a surface pattern as represented by the stippling shown in FIG. 1.

The broken lines in the drawings are for purposes of illustrating portions of the plumbing fitting that form no part of the claimed design.

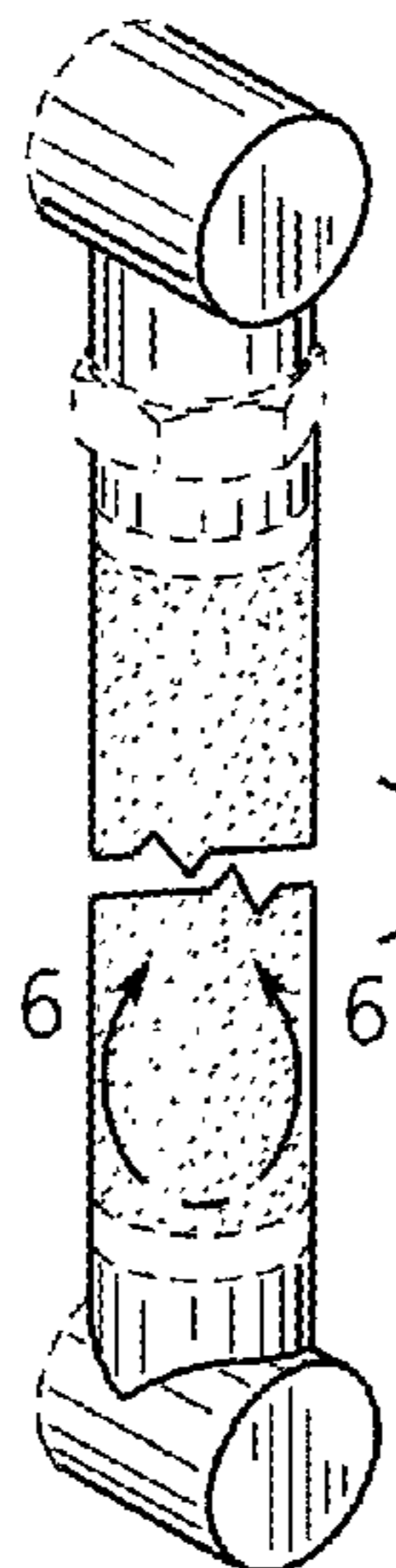
The broken away symbols in the drawings indicate the appearance of any portion of the article between the break lines forms no part of the claimed design.

(56) **References Cited**

U.S. PATENT DOCUMENTS

D56,935 S 1/1921 Mueller
1,597,477 A 8/1926 Panhorst
D72,505 S 4/1927 Van Eweyk
1,838,290 A 12/1931 Steckel
D117,697 S 11/1939 Mortimer
D141,718 S 6/1945 Blank

1 Claim, 1 Drawing Sheet



U.S. PATENT DOCUMENTS

5,050,246 A 9/1991 Huntoon
D326,505 S 5/1992 Kohler et al.
D344,127 S 2/1994 Carr et al.
D347,262 S 5/1994 Black et al.
D348,925 S * 7/1994 Miller D23/266
D351,529 S 10/1994 Scott, Jr.
D363,763 S 10/1995 Starck
D376,413 S 12/1996 Kergoet
D378,491 S 3/1997 Chretien
D440,637 S 4/2001 Lefroy-Brooks
D457,938 S 5/2002 Lobermeier
D458,988 S 6/2002 Schroder
6,425,149 B1 7/2002 Wang
D461,529 S 8/2002 Gottwald
D464,711 S 10/2002 Warshawsky
D469,157 S 1/2003 Lobermeier
D470,577 S * 2/2003 Knight et al. D23/266
D472,308 S 3/2003 Hundley
D475,437 S 6/2003 Dimitriadis et al.
D478,370 S 8/2003 Ouyoung
D481,445 S 10/2003 Haug et al.
D483,097 S * 12/2003 Napoli D23/266
D491,253 S 6/2004 Hansle
D492,393 S 6/2004 Herring et al.
D496,714 S 9/2004 Warshawsky
D496,715 S 9/2004 Warshawsky
D497,197 S 10/2004 Warshawsky
D497,410 S 10/2004 Warshawsky
D497,411 S 10/2004 Warshawsky
6,813,787 B2 11/2004 Rosenberg
D508,551 S 8/2005 Warshawsky
D508,552 S 8/2005 Warshawsky
D514,198 S 1/2006 Starck
D514,664 S 2/2006 Starck
D516,171 S 2/2006 Meylan
D525,342 S 7/2006 Starck
D527,076 S 8/2006 Kolin et al.
D527,796 S 9/2006 Lammel
D528,188 S 9/2006 Lammel et al.
D529,580 S 10/2006 Shieh
D530,787 S 10/2006 Yoshioka et al.
D531,698 S 11/2006 Wood et al.
D534,992 S 1/2007 Lobermeier et al.
D535,356 S 1/2007 Kuran et al.
D540,435 S 4/2007 Wilcox et al.
D545,406 S * 6/2007 Surinak D23/266
D548,308 S 8/2007 Hoernig
D551,324 S 9/2007 Wilcox et al.
D560,762 S 1/2008 Eckhaus
D562,947 S 2/2008 Zhang
D565,705 S 4/2008 Kuran et al.
D571,437 S 6/2008 Kristensen et al.
D576,705 S 9/2008 McKeone
D579,080 S 10/2008 Zhang
D584,383 S 1/2009 Eilmus
D585,111 S 1/2009 Eilmus
D589,121 S 3/2009 McKeone
D591,398 S 4/2009 Lammel et al.
D591,407 S * 4/2009 Youssef et al. D23/266

D599,893 S 9/2009 Sieger
D601,230 S * 9/2009 Misir D23/266
D606,173 S 12/2009 Sieger
D612,015 S 3/2010 Lammel et al.
D615,166 S * 5/2010 Patti D23/266
D619,220 S 7/2010 Semchuck et al.
D620,557 S 7/2010 Eilmus
D627,857 S 11/2010 Eilmus
D630,711 S 1/2011 Eilmus
D632,363 S 2/2011 McKeone
D641,454 S 7/2011 McKeone
D643,911 S 8/2011 Erickson et al.
8,024,822 B2 9/2011 Macan et al.
D646,359 S 10/2011 Sieger
8,061,386 B2 11/2011 Mueller et al.
8,082,610 B2 12/2011 Henry et al.
2006/0180222 A1 8/2006 Kang

OTHER PUBLICATIONS

Danze Deck Mount Pot Filler, Parma Collection, www.plumbingsupply.com/potfillerfaucets.html, 1995-2008, 1 page.
Danze Opulence Pot Filler Kitchen Faucet, http://www.faucet.com/decor/product.pl?mid+66199&fh+Chrome &N=222+3000606+222+103+219+55+3000368&Ne+5 &CID+GOA, 1994-2007, 1 page.
Danze Quality Wall Mount Pot Filler Faucet, Melrose Collection, www.plumbingsupply.com/potfillerfaucets.html, 1995-2008, 1 page.
Elements of Design, NuVo Pot Filler Faucets, www.plumbingsupply.com/potfillerfaucets.html, 1995-2008, 1 page.
Kohler Co., Fountainhead Integral Laminar Faucet, www.us.kohler.com/onlinecatalog/detail.jsp?from=thumb&frm=null &module=Lav, Dec. 31, 2007, 1 page.
Kohler Co., Margaux Single-Control Lavatory Faucet, Model K-16230-4, www.us.kohler.com/onlinecatalog/detail.jsp?from=thumb&frm=&module=Lavator, Dec. 31, 2007, 1 page.
Notice of Allowance for U.S. Appl. No. 29/305,208, mail date Oct. 27, 2008, 7 pages.
Notice of Allowance on U.S. Appl. No. 29/410,523, mail date Mar. 5, 2012, 7 pages.
Notice of Allowance on U.S. Appl. No. 29/417,078, mail date Dec. 3, 2012, 8 pages.
Office Action for U.S. Appl. No. 29/324,385, mail date Nov. 14, 2012, 7 pages.
Office Action for U.S. Appl. No. 29/324,385, mail date May 1, 2012, 10 pages.
Office Action on U.S. Appl. No. 29/417,078, mail date Jul. 23, 2012, 9 pages.
Response to Restriction Requirement for U.S. Appl. No. 29/324,385, mail date Jan. 9, 2012, 8 pages.
Restriction Requirement for U.S. Appl. No. 29/324,385, mail date Dec. 8, 2011, 8 pages.
Restriction Requirement for U.S. Appl. No. 29/422,890, mail date Oct. 9, 2012, 6 pages.
Office Action for U.S. Appl. No. 29/441,671, mail date Mar. 18, 2013, 10 pages.

* cited by examiner

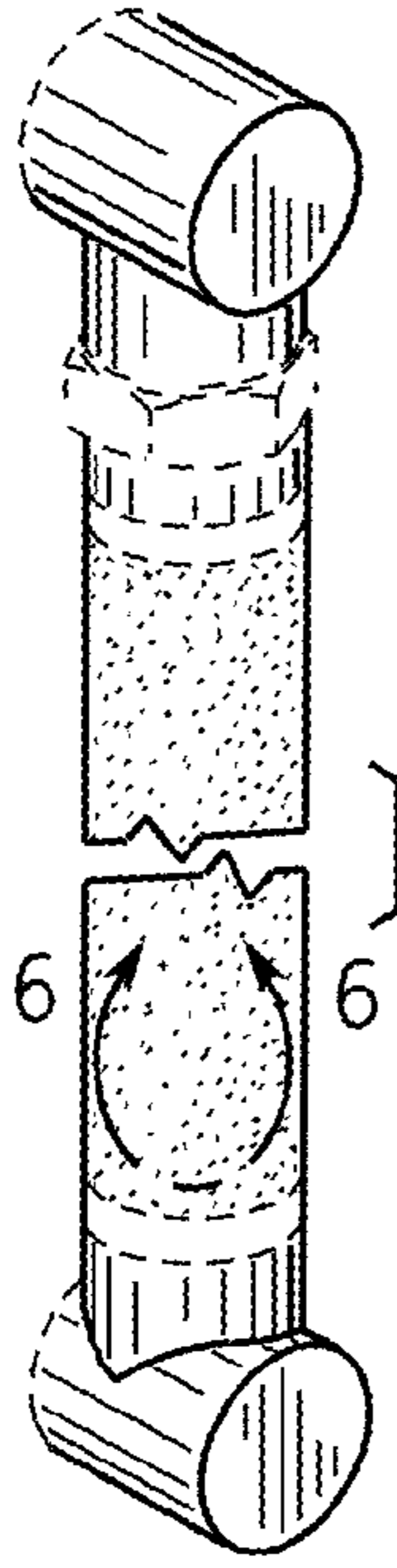


FIG. 1



FIG. 2




FIG. 3




FIG. 6

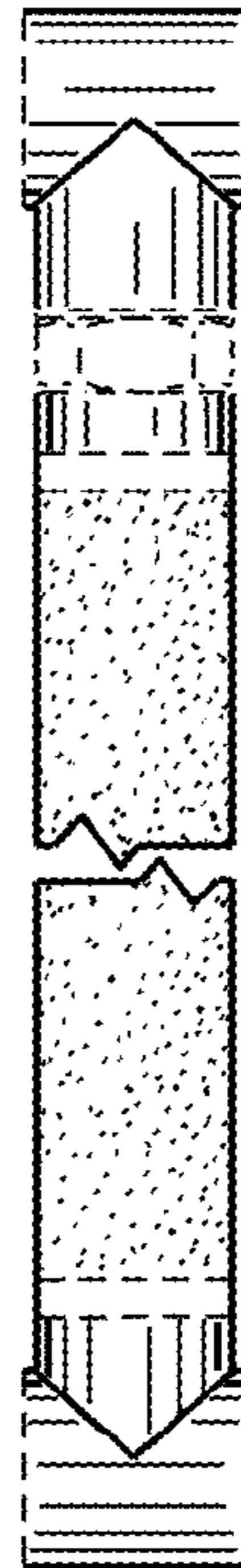


FIG. 4

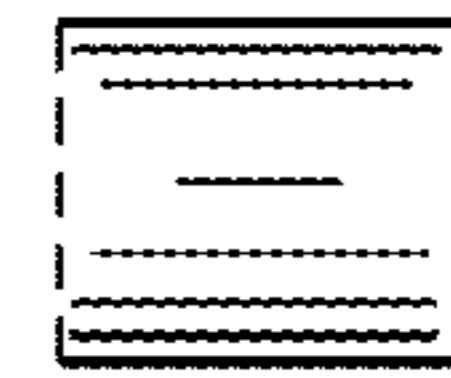


FIG. 5