



US00D686701S

(12) **United States Design Patent**  
**Sieger**

(10) **Patent No.:** **US D686,701 S**

(45) **Date of Patent:** **\*\* Jul. 23, 2013**

(54) **SINK FAUCET**

(75) Inventor: **Michael Sieger**, Sassenberg (DE)

(73) Assignee: **Aloys F. Dornbracht GmbH & Co.**  
**KG**, Iserlohn (DE)

(\*\*) Term: **14 Years**

(21) Appl. No.: **29/419,045**

(22) Filed: **Apr. 24, 2012**

(30) **Foreign Application Priority Data**

Nov. 2, 2011 (EM) ..... 001300271-0005

(51) **LOC (9) Cl.** ..... **23-01**

(52) **U.S. Cl.**  
USPC ..... **D23/242**

(58) **Field of Classification Search**  
USPC ..... D23/241-242, 250, 256; 4/675-678;  
138/801

See application file for complete search history.

(56) **References Cited**

U.S. PATENT DOCUMENTS

D525,346 S \* 7/2006 Kulig ..... D23/238  
D643,095 S \* 8/2011 Matsuura et al. .... D23/242  
D666,695 S \* 9/2012 Kulig et al. .... D23/238

\* cited by examiner

*Primary Examiner* — Robert Delehanty

(74) *Attorney, Agent, or Firm* — Von Rohrscheidt Patents

(57) **CLAIM**

The ornamental design for a sink faucet, as shown and described.

**DESCRIPTION**

FIG. 1 illustrates a left side view of an embodiment of the sink faucet showing the new design.

FIG. 2 illustrates a right side view of the sink faucet in FIG. 1.

FIG. 3 illustrates a tilted right side view of the sink faucet in FIG. 1.


FIG. 4 illustrates a left tilted side view of the sink faucet in FIG. 1.

FIG. 5 illustrates a top view of the sink faucet in FIG. 1.

FIG. 6 illustrates a front view of the sink faucet in FIG. 1; and,

FIG. 7 illustrates a back view of the sink faucet in FIG. 1.

**1 Claim, 3 Drawing Sheets**



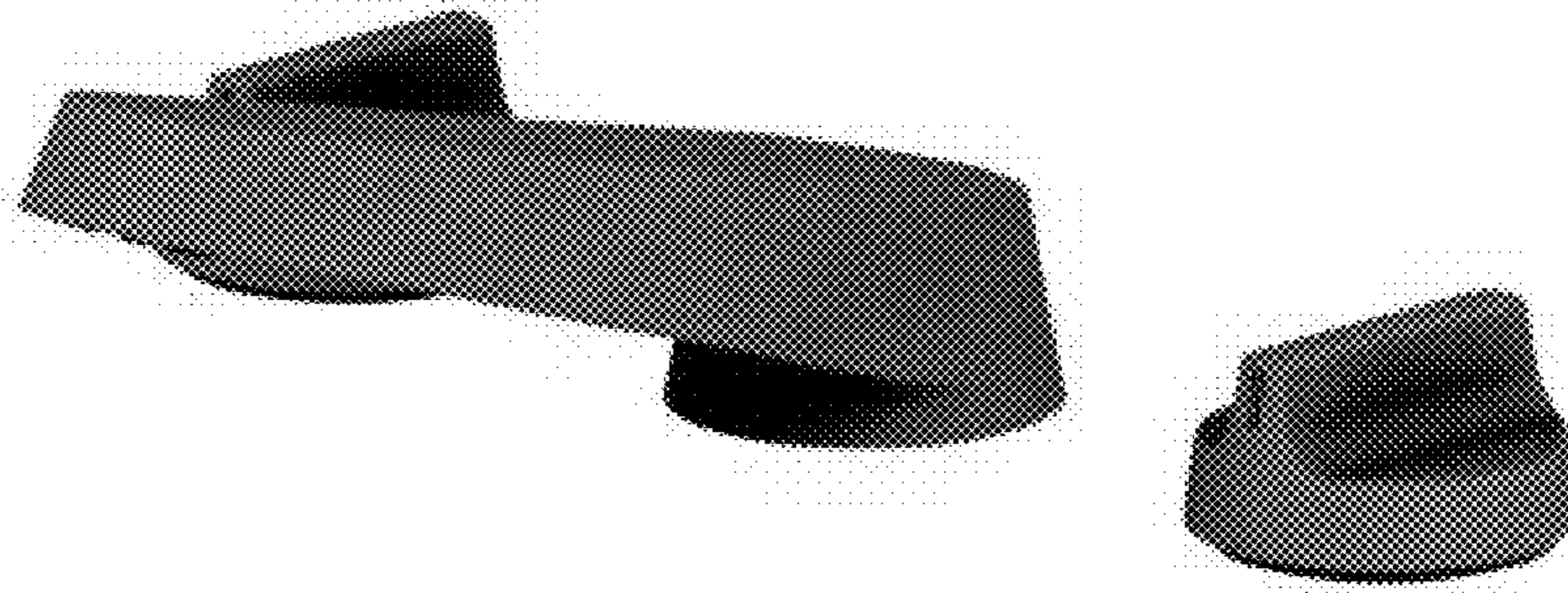


FIG. 1

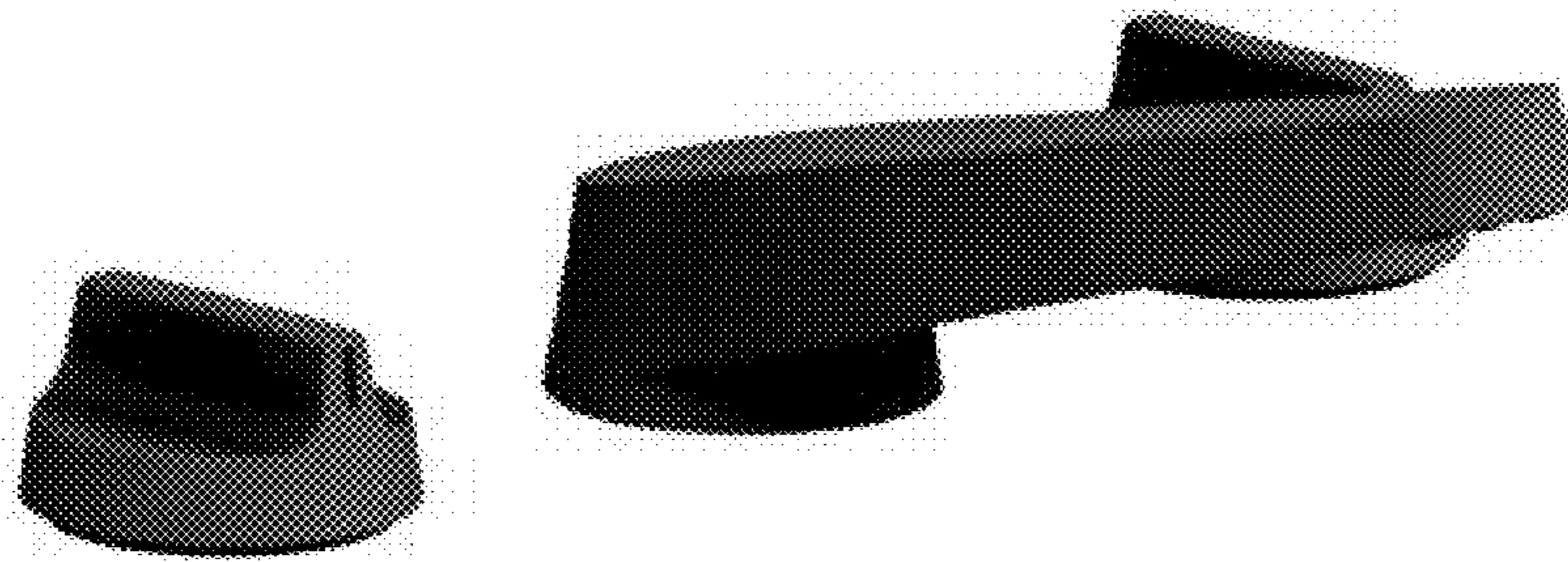


FIG. 2




FIG. 3




FIG. 4




FIG. 5




FIG. 6






FIG. 7