



US00D686693S

(12) **United States Design Patent**
Schaub et al.

(10) **Patent No.:** **US D686,693 S**
(45) **Date of Patent:** **** Jul. 23, 2013**

(54) **FILTER DISK**

(75) Inventors: **Franz-Peter Schaub**, Taunusstein (DE);
Maria Festner, Wiesbaden (DE); **Josef Taszarek**, Taunusstein (DE); **Olivier Hasenauer**, Taunusstein (DE); **Miriam Mozer**, Taunusstein (DE)

(73) Assignee: **Brita GmbH**, Taunusstein (DE)

(**) Term: **14 Years**

(21) Appl. No.: **29/431,091**

(22) Filed: **Sep. 4, 2012**

(30) **Foreign Application Priority Data**

Jun. 22, 2012 (WO) DM/078 532

(51) **LOC (9) Cl.** **23-01**

(52) **U.S. Cl.**
USPC **D23/209**

(58) **Field of Classification Search**
USPC D23/207, 209; D32/40; 210/767,
210/496, 314
See application file for complete search history.

(56) **References Cited**

U.S. PATENT DOCUMENTS

3,034,655 A * 5/1962 York 210/484
3,414,394 A * 12/1968 Poad 65/17.5

4,115,277 A * 9/1978 Swank 210/436
4,211,661 A * 7/1980 Perry 210/491
5,456,835 A * 10/1995 Castino et al. 210/645
7,985,343 B2 * 7/2011 Haldopoulos et al. 210/767
8,142,654 B2 * 3/2012 Kohl 210/244

* cited by examiner

Primary Examiner — Robin V Webster

(74) *Attorney, Agent, or Firm* — Hudak, Shunk & Farine Co.
LPA

(57) **CLAIM**

The ornamental design for a “filter disk,” as shown and described.

DESCRIPTION

FIG. 1 is a front perspective view of the filter disk particularly illustrating the porous cover connected to the front of a filter material;



FIG. 2 is a rear perspective view of the filter disk particularly illustrating the porous cover connected to the front side of a filter material;

FIG. 3 is a front view;

FIG. 4 is a rear view; and,

FIG. 5 is a side view.

1 Claim, 5 Drawing Sheets






FIG. 1




FIG. 2

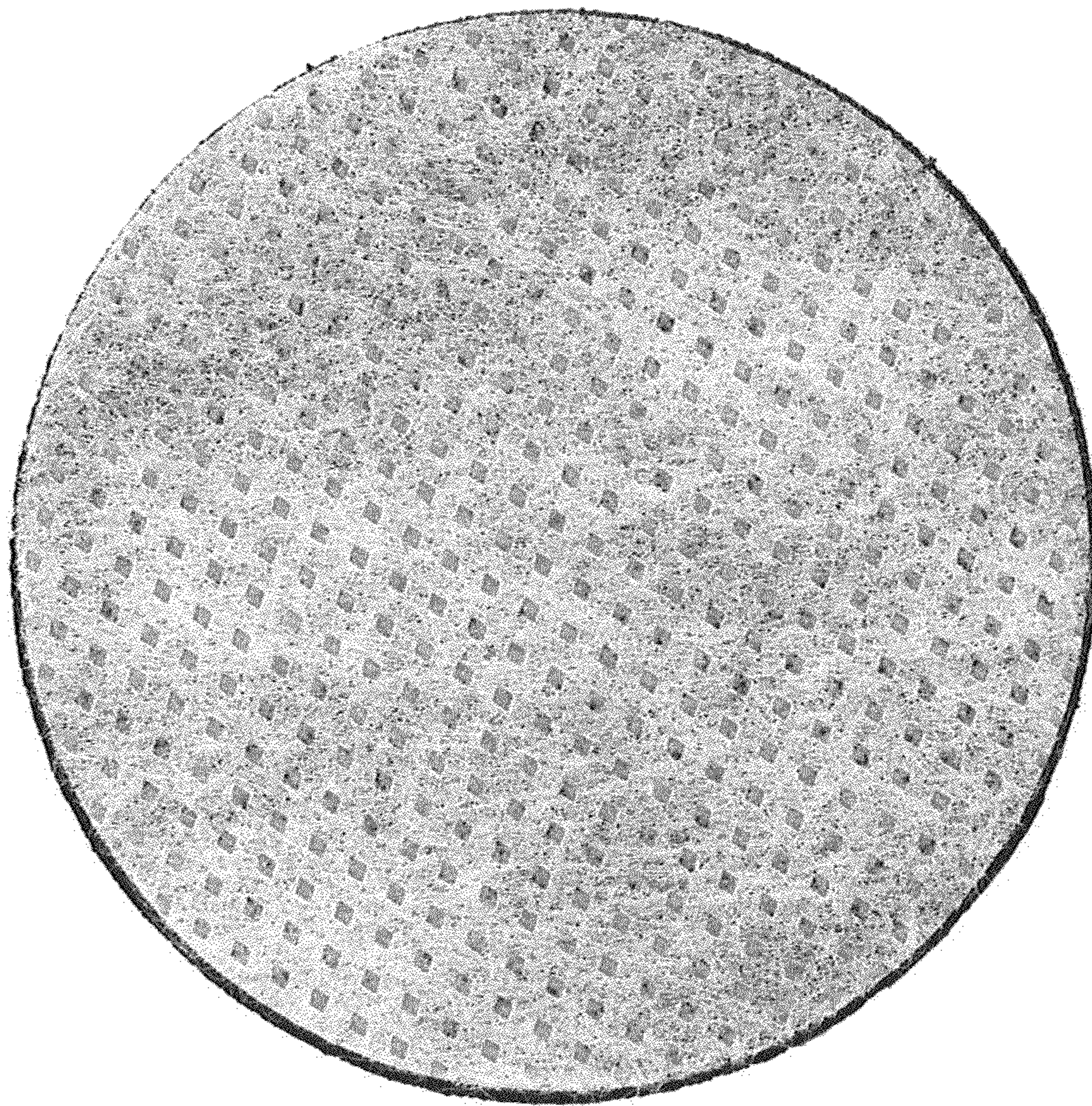


FIG. 3

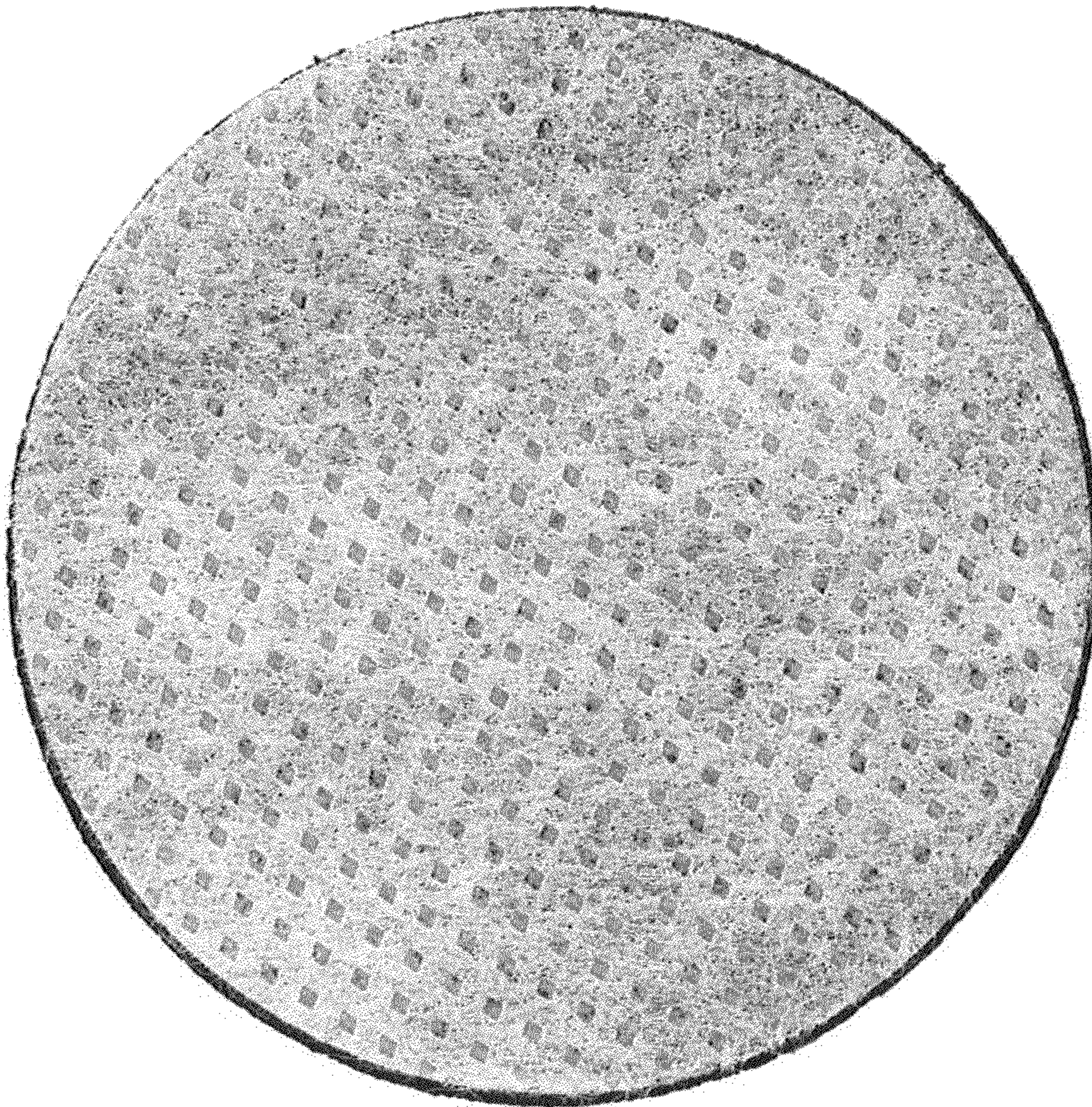


FIG. 4




FIG. 5