



US00D686679S

(12) **United States Design Patent**
Greensmith et al.

(10) **Patent No.:** **US D686,679 S**

(45) **Date of Patent:** **** Jul. 23, 2013**

(54) **GOLF CLUB HEAD**

(75) Inventors: **Matthew Greensmith**, Vista, CA (US);
Nathan T. Sargent, Oceanside, CA
(US); **Joseph Henry Hoffman**,
Carlsbad, CA (US); **Robert Nunez**,
Vista, CA (US); **Steven D. Gray**, Poway,
CA (US)

(73) Assignee: **Taylor Made Golf Company, Inc.**,
Carlsbad, CA (US)

(**) Term: **14 Years**

(21) Appl. No.: **29/416,410**

(22) Filed: **Mar. 21, 2012**

(51) **LOC (9) Cl.** **21-02**

(52) **U.S. Cl.**
USPC **D21/759**

(58) **Field of Classification Search**
USPC D21/733, 752, 759; 473/324–331,
473/343–346
See application file for complete search history.

(56) **References Cited**

U.S. PATENT DOCUMENTS

5,050,879	A	9/1991	Sun et al.
5,419,556	A	5/1995	Take
6,348,013	B1	2/2002	Kosmatka
6,558,273	B2	5/2003	Kobayashi et al.
6,638,180	B2	10/2003	Tsurumaki
6,663,506	B2	12/2003	Nishimoto et al.
6,835,145	B2	12/2004	Tsurumaki
6,887,165	B2	5/2005	Tsurumaki
D518,123	S	3/2006	Jones et al.
7,273,423	B2	9/2007	Imamoto
7,294,064	B2	11/2007	Tsurumaki et al.
7,500,924	B2	3/2009	Yokota

7,530,901	B2	5/2009	Imamoto et al.
7,563,175	B2	7/2009	Nishitani et al.
7,572,193	B2	8/2009	Yokota

(Continued)

FOREIGN PATENT DOCUMENTS

CN	2436182	6/2001
CN	201353407	12/2009

(Continued)

OTHER PUBLICATIONS

Adams Golf Speedline F11 Ti 14.5 degree fairway wood (www.bombsquadgolf.com, posted Oct. 18, 2010).

(Continued)

Primary Examiner — Mitchell Siegel

(74) *Attorney, Agent, or Firm* — Klarquist Sparkman, LLP

(57) **CLAIM**

We claim the ornamental design for a golf club head, as shown and described.

DESCRIPTION

FIG. 1 is a perspective view of a golf club head, as viewed from the rear, below and one side, according to one embodiment.


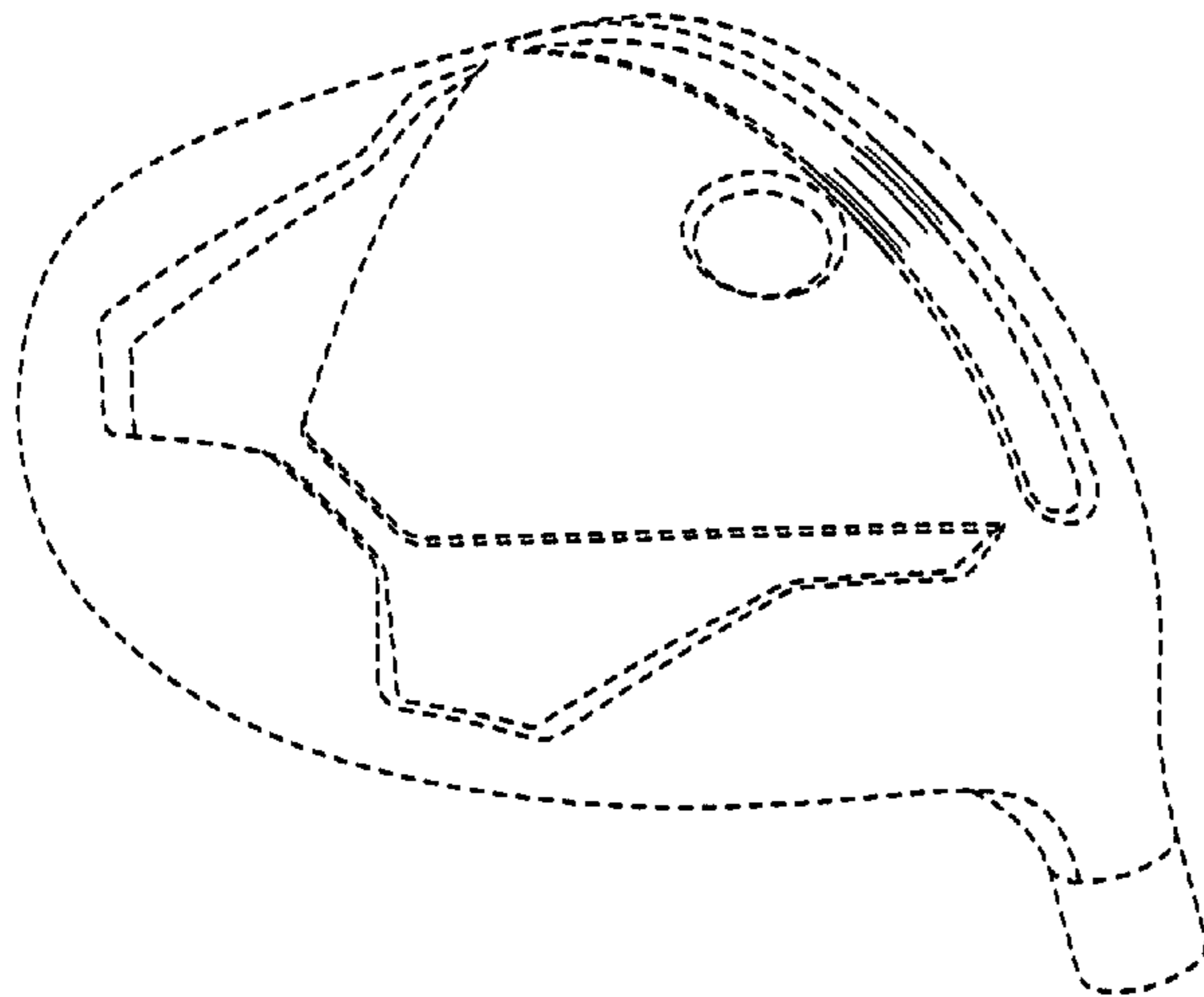
FIG. 2 is a front elevation view of the golf club head of FIG. 1.

FIG. 3 is a rear elevation view of the golf club head of FIG. 1. FIG. 4 is a side elevation view of a toe side of the golf club head of FIG. 1.

FIG. 5 is a side elevation view of an opposite heel side of the golf club head of FIG. 1.

FIG. 6 is a top plan view of the golf club head of FIG. 1; and, FIG. 7 is a bottom plan view of the golf club head of FIG. 1. The dashed lines in the drawings are for illustrative purposes only and form no part of the claimed design.

1 Claim, 4 Drawing Sheets



US D686,679 S

Page 2

U.S. PATENT DOCUMENTS

7,582,024 B2 9/2009 Shear
D611,555 S * 3/2010 Oldknow D21/759
D612,004 S * 3/2010 Oldknow D21/759
D612,440 S 3/2010 Oldknow
D628,257 S * 11/2010 Albertsen et al. D21/759
7,857,711 B2 12/2010 Shear
D630,278 S * 1/2011 Albertsen et al. D21/759
D630,696 S * 1/2011 Albertsen et al. D21/759
D631,119 S * 1/2011 Albertsen et al. D21/759
D655,363 S * 3/2012 Vrska D21/759
2002/0055396 A1 5/2002 Nishimoto et al.
2002/0123394 A1 9/2002 Tsurumaki
2004/0176183 A1 9/2004 Tsurumaki
2004/0192463 A1 9/2004 Tsurumaki et al.
2007/0026961 A1* 2/2007 Hou 473/329
2007/0049417 A1 3/2007 Shear
2010/0113176 A1 5/2010 Boyd et al.
2011/0151989 A1 6/2011 Golden et al.
2011/0151997 A1 6/2011 Shear
2011/0218053 A1 9/2011 Tang et al.
2011/0294599 A1 12/2011 Albertsen et al.
2012/0270676 A1 10/2012 Burnett et al.

FOREIGN PATENT DOCUMENTS

JP 4180778 6/1992
JP 2000014841 1/2000

JP 2001054595 2/2001
JP 2001170225 6/2001
JP 2001204856 7/2001
JP 2001346918 12/2001
JP 2002003969 1/2002
JP 2002017910 1/2002
JP 2002052099 2/2002
JP 2002248183 9/2002
JP 2002253706 9/2002
JP 2003038691 2/2003
JP 2003126311 5/2003
JP 2003226952 8/2003
JP 2004174224 6/2004
JP 2004183058 7/2004
JP 2005028170 2/2005
JP 04128970 7/2008
JP 2009000281 1/2009

OTHER PUBLICATIONS

Non-Final Office action, U.S. Appl. No. 29/416,411, 9pp. (Nov. 21, 2012).

* cited by examiner

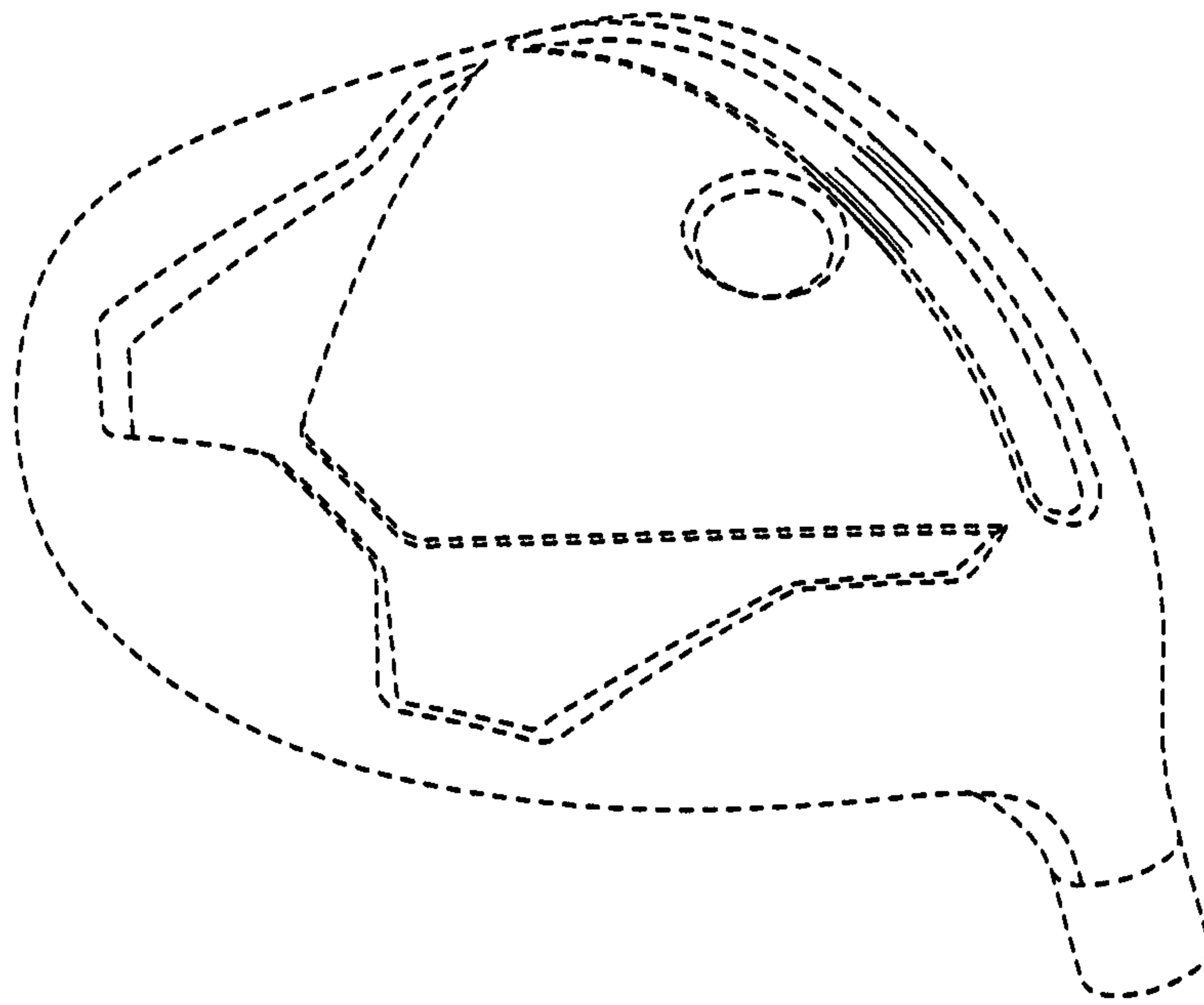


FIG. 1

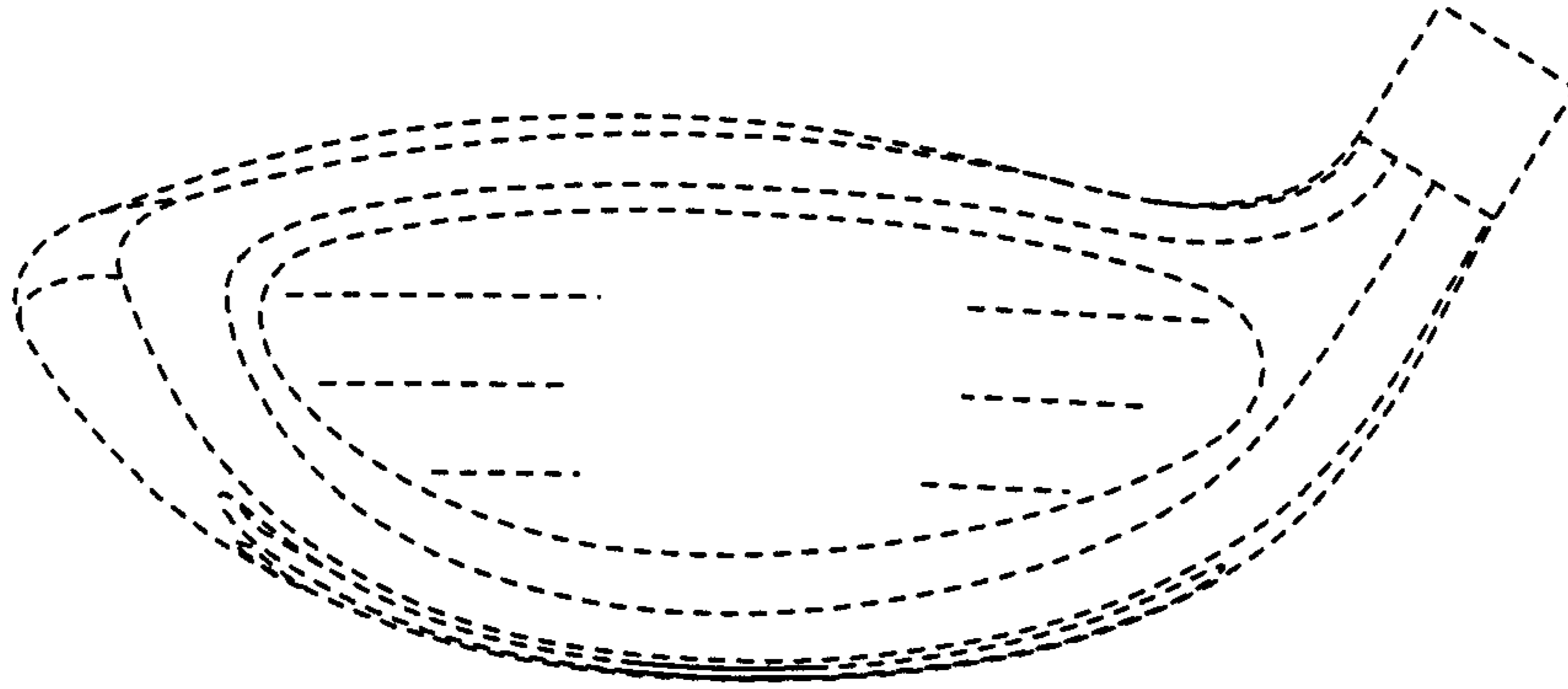


FIG. 2

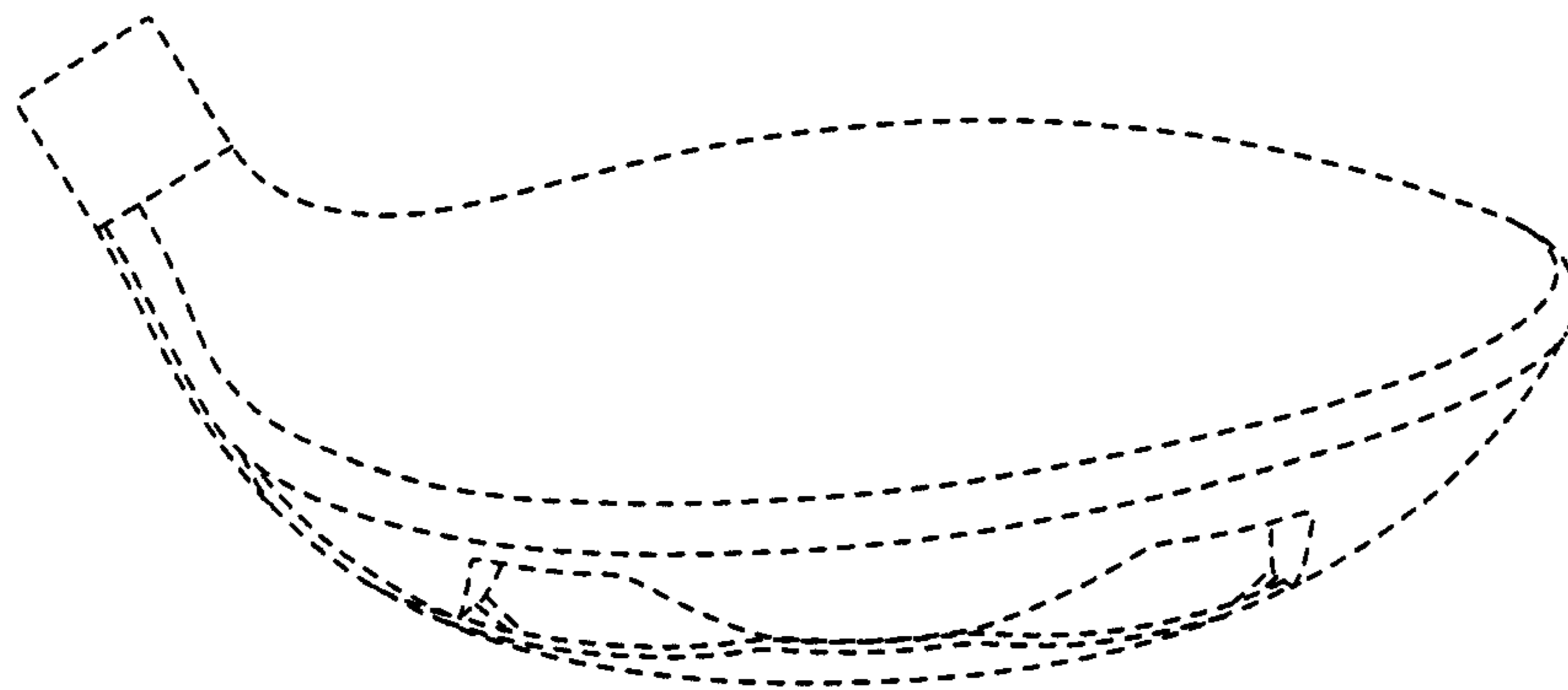


FIG. 3




FIG. 4

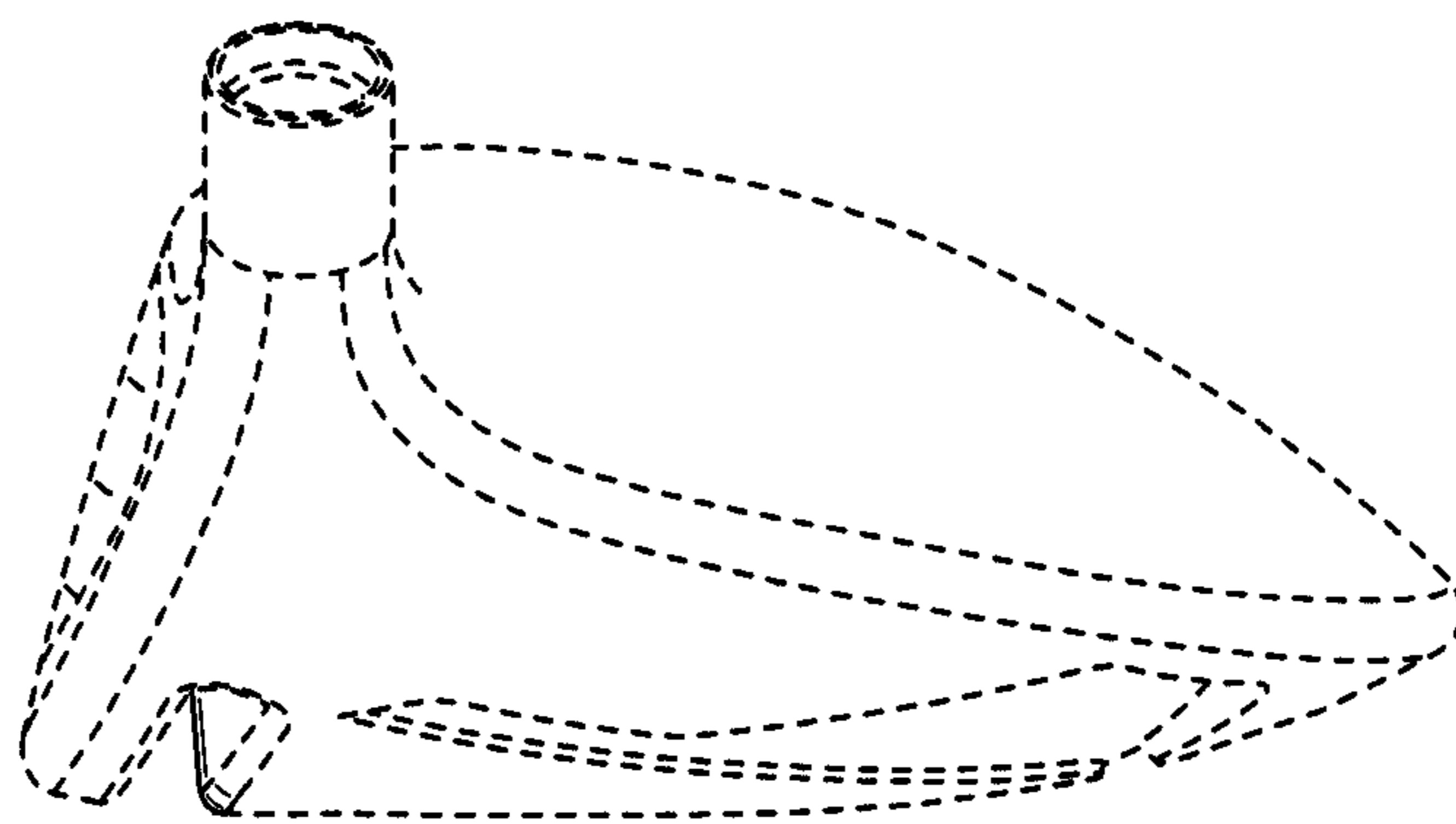


FIG. 5

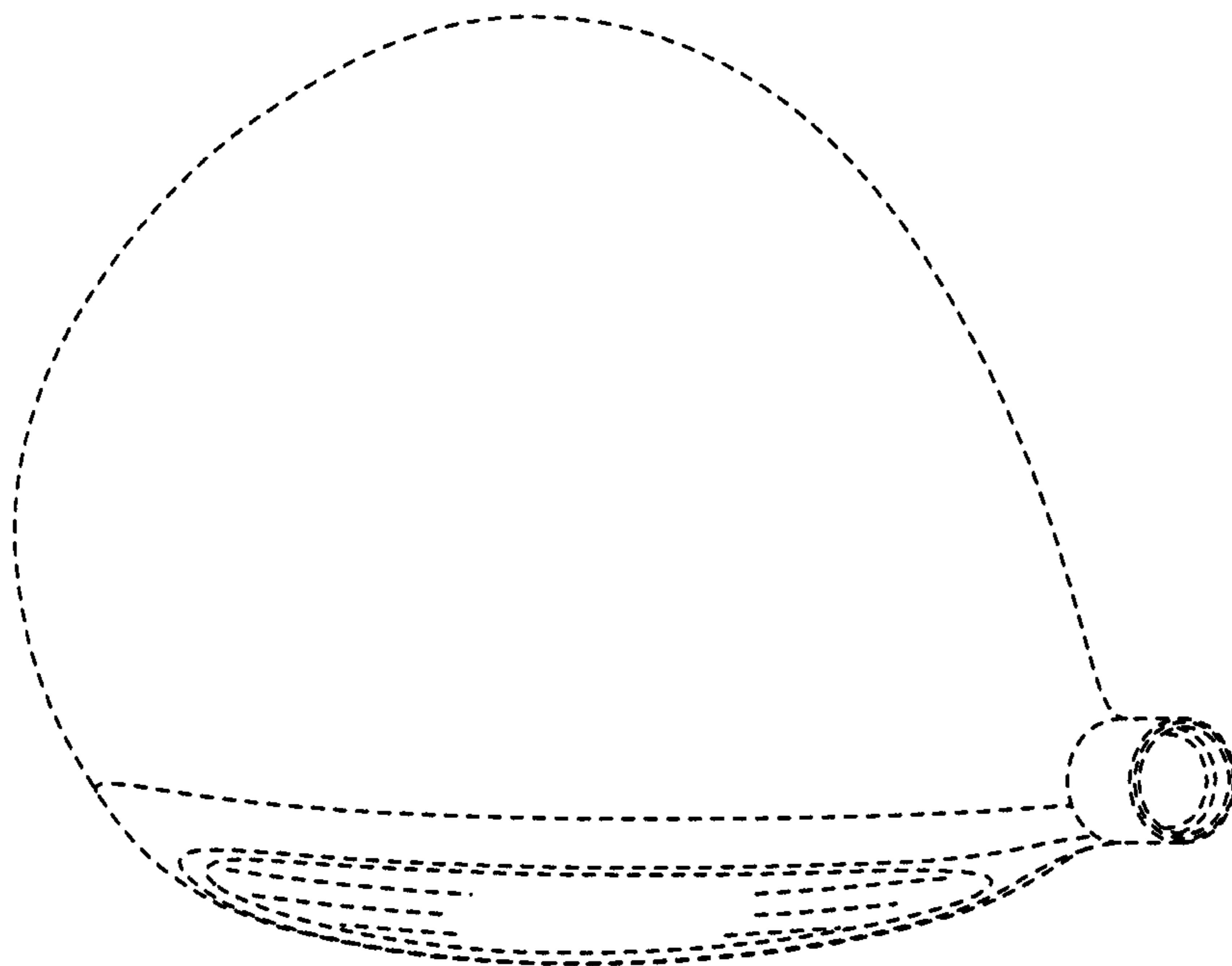


FIG. 6

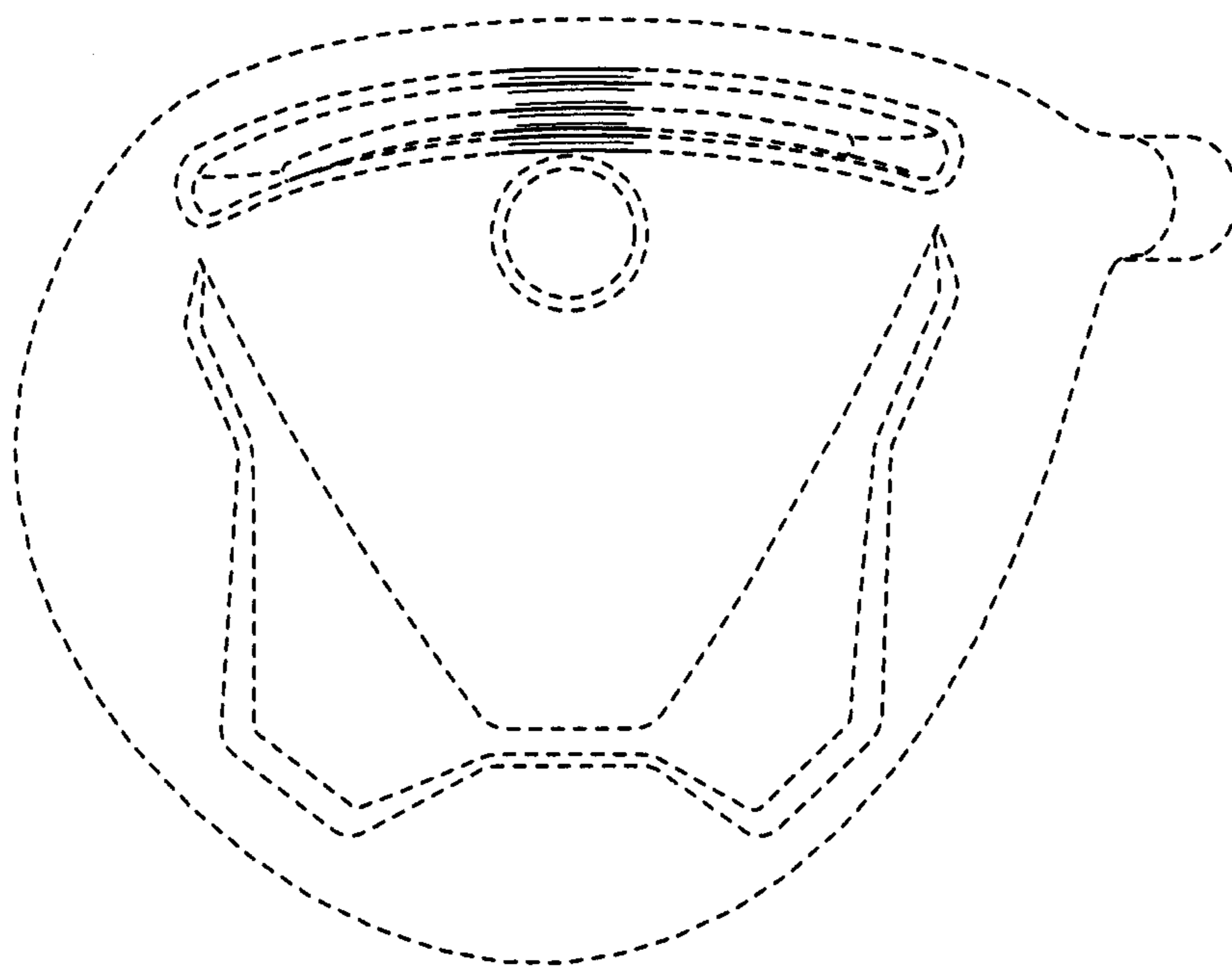


FIG. 7