



US00D686678S

(12) **United States Design Patent**
Krysiak et al.

(10) **Patent No.:** **US D686,678 S**
(45) **Date of Patent:** **** Jul. 23, 2013**

(54) **BASKETBALL**

(75) Inventors: **Kevin L. Krysiak**, Chicago, IL (US);
William R. Woessner, Chicago, IL
(US); **Bradley L. Gaff**, Woodridge, IL
(US); **Robert T. Thurman**, Plainfield, IL
(US)

(73) Assignee: **Wilson Sporting Goods Co.**, Chicago,
IL (US)

(**) Term: **14 Years**

(21) Appl. No.: **29/400,900**

(22) Filed: **Sep. 2, 2011**

(51) **LOC (9) Cl.** **21-02**

(52) **U.S. Cl.**
USPC **D21/707**

(58) **Field of Classification Search**
USPC D21/707-714; D30/160; 473/
569-615, FOR. 134-FOR. 167, FOR. 228,
473/FOR. 229; 446/220-226; 40/327
See application file for complete search history.

(56) **References Cited**

U.S. PATENT DOCUMENTS

1,240,866	A *	9/1917	Miller	473/596
2,219,078	A *	10/1940	Reach	473/607
2,245,115	A *	6/1941	Reach	473/597
RE33,449	E *	11/1990	Martin	473/613
D442,656	S *	5/2001	Nagase	D21/713
6,422,961	B1 *	7/2002	Feeney	473/604

6,634,970	B2 *	10/2003	Jiminez	473/597
D483,424	S *	12/2003	Lowinger	D21/713
D484,205	S *	12/2003	Ota	D21/713
D516,642	S *	3/2006	Swiszc et al.	D21/713
D544,053	S *	6/2007	Krysiak	D21/713
D544,931	S *	6/2007	Laliberty et al.	D21/713
7,585,236	B2 *	9/2009	Krysiak	473/604
D605,240	S *	12/2009	Gibson	D21/713
D653,808	S *	2/2012	Gelin	D28/8.2
2007/0049433	A1 *	3/2007	Laliberty et al.	473/599

* cited by examiner

Primary Examiner — Catherine Tuttle

(74) *Attorney, Agent, or Firm* — Terence P. O'Brien


(57) **CLAIM**

We claim the ornamental design for the basketball, as shown and described.

DESCRIPTION

FIG. 1 is a side perspective view of the basketball embodying our new design;
FIG. 2 is a front view thereof;
FIG. 3 is a side view thereof;
FIG. 4 is a rear view thereof;
FIG. 5 is the side view opposite to FIG. 3;
FIG. 6 is an enlarged view of the area indicated by line 6 in FIG. 2; and,
FIG. 7 is a sectional view taken along line 7-7 of FIG. 6.
The ornamental design that is claimed is shown in solid lines in the drawings. The broken (dashed) lines shown in FIGS. 1 through 7 are included for the purpose of illustrating portions of the basketball that form no part of the claimed design.

1 Claim, 6 Drawing Sheets






FIG. 1

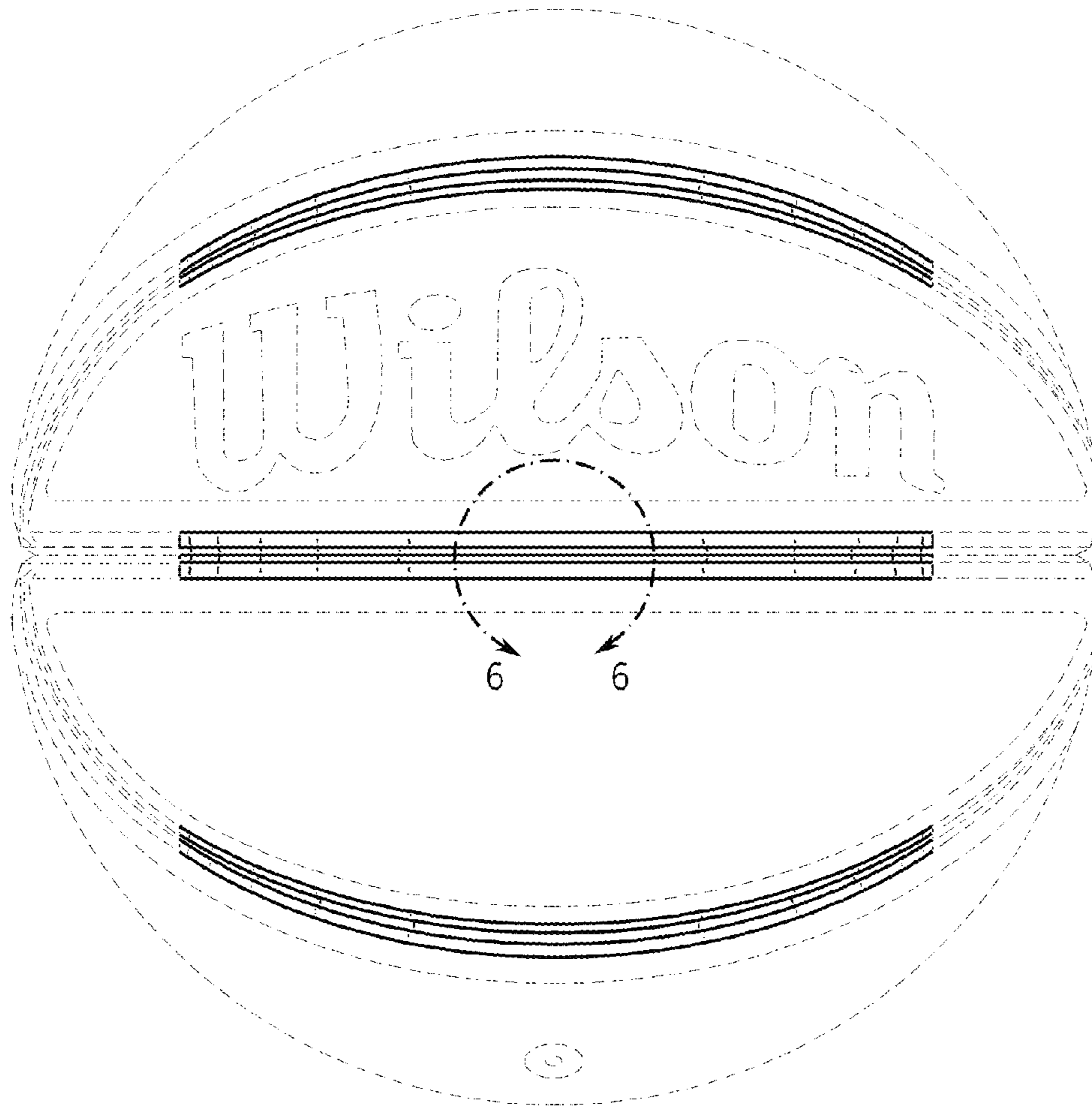


FIG. 2

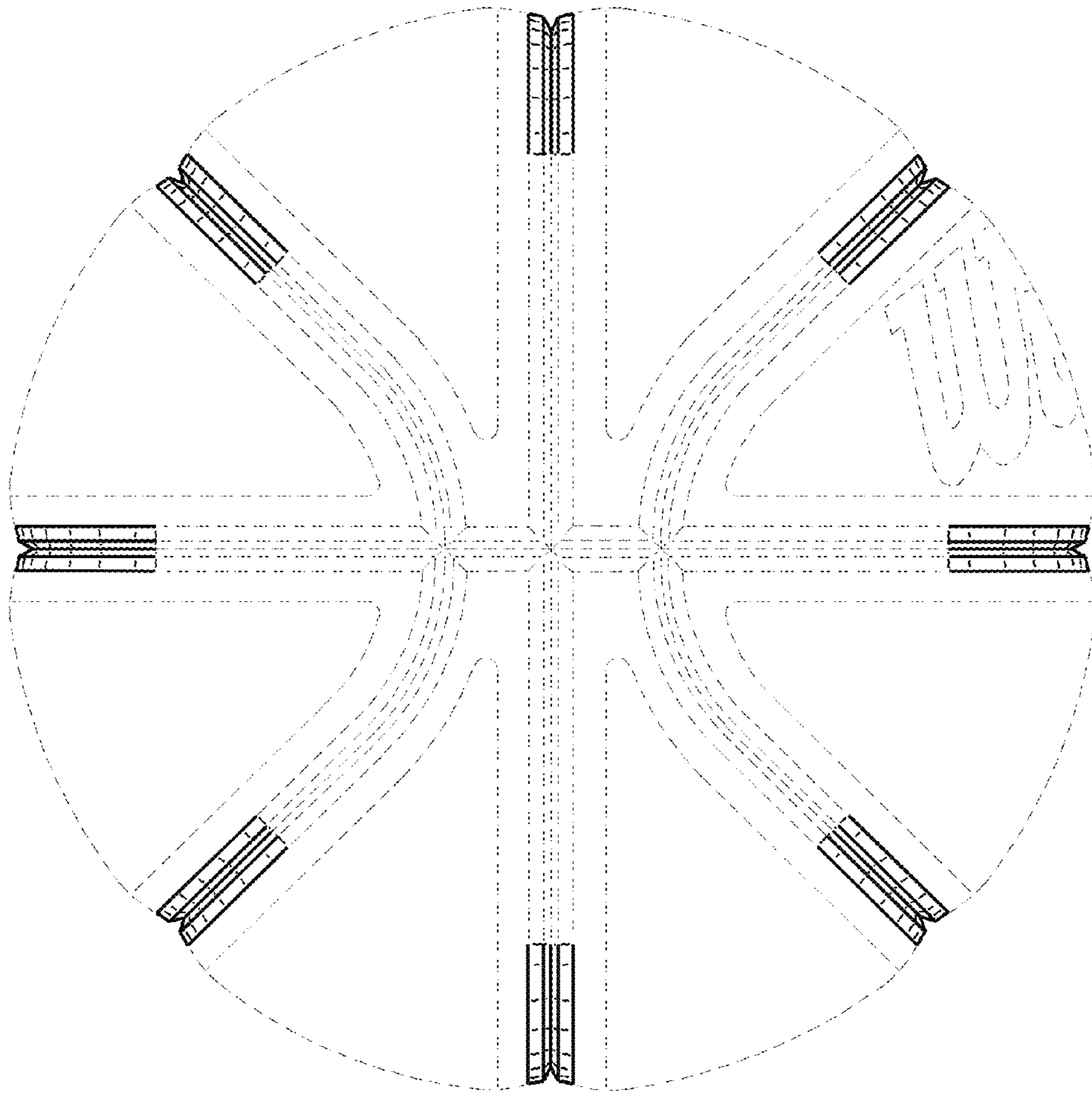


FIG. 3

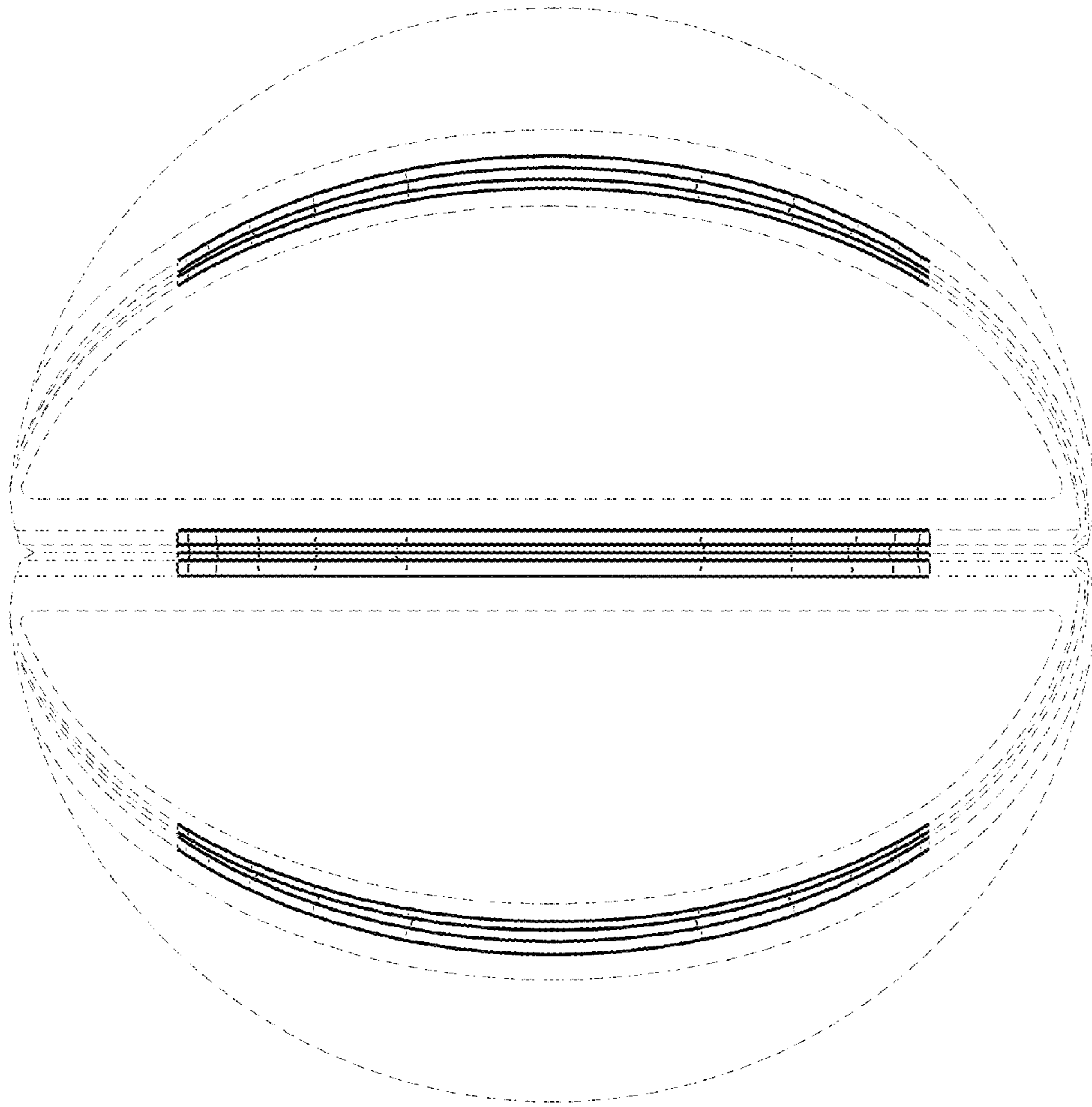


FIG. 4

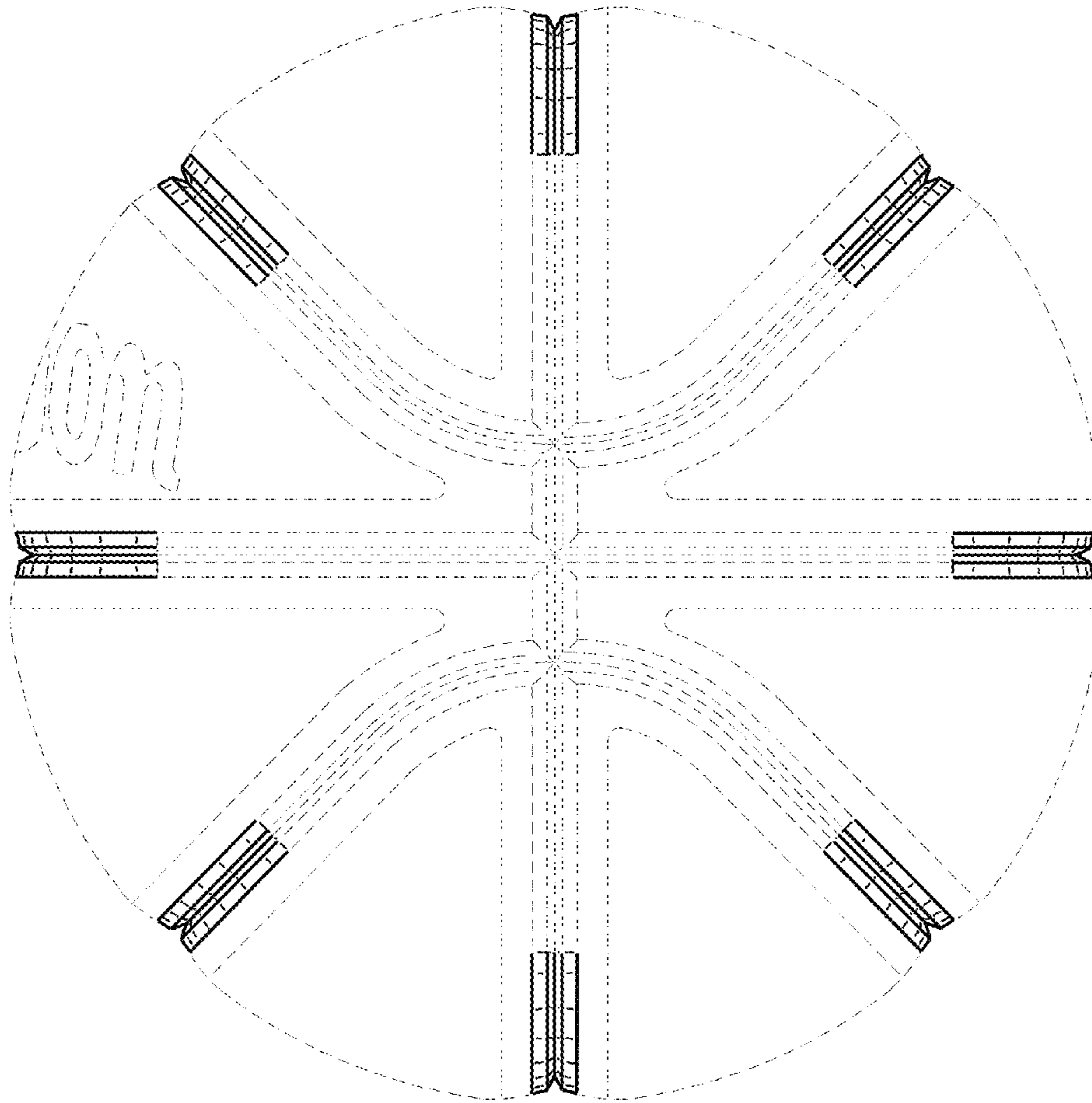


FIG. 5

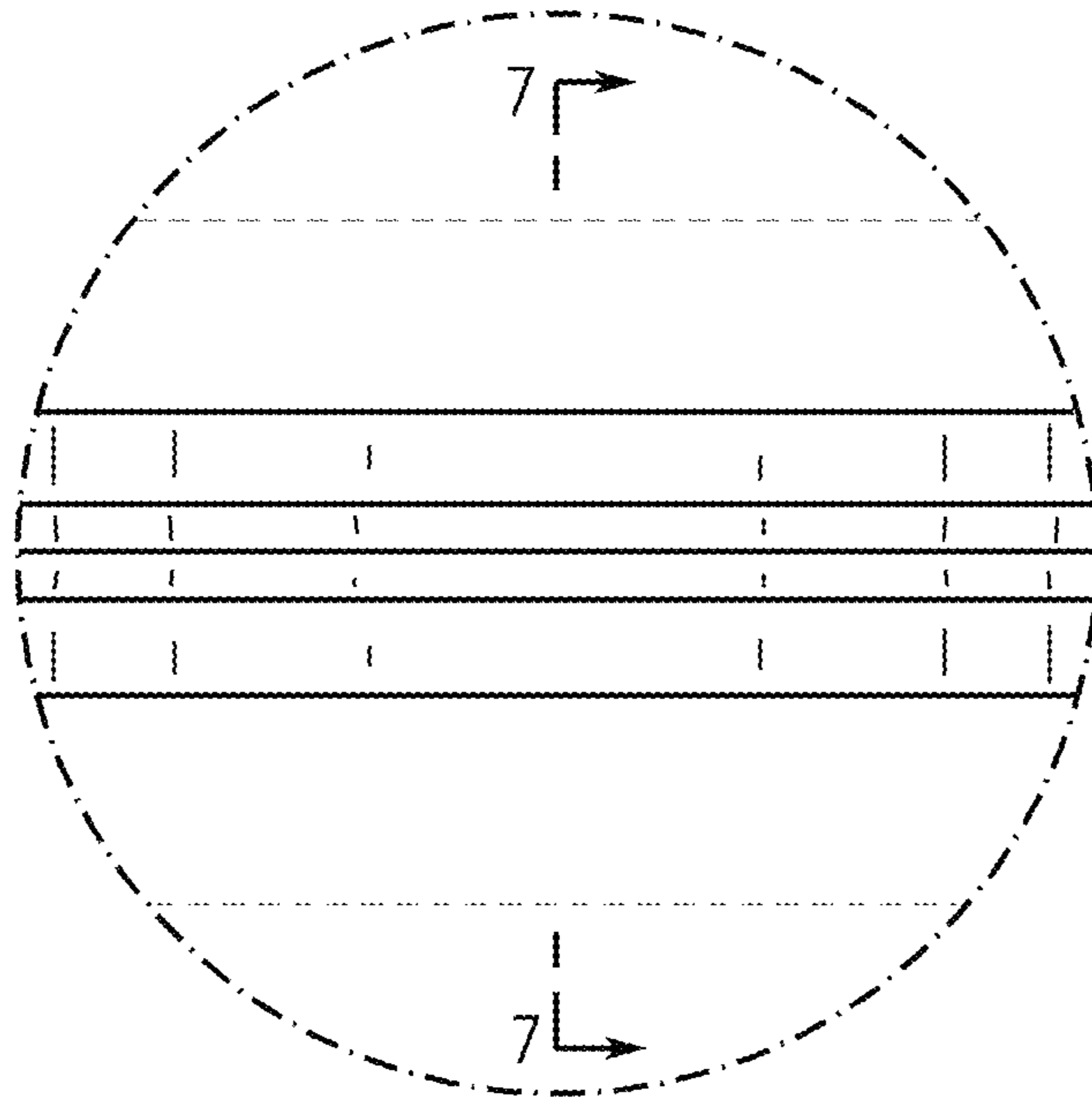


FIG. 6



FIG. 7