



US00D686675S

(12) **United States Design Patent**  
**Jensen**

(10) **Patent No.:** **US D686,675 S**

(45) **Date of Patent:** **\*\* Jul. 23, 2013**

(54) **CONSTRUCTION SET PART**

(75) Inventor: **Jeppe Juul Jensen, Vejle (DK)**

(73) Assignee: **Lego A/S, Billund (DK)**

(\*\*) Term: **14 Years**

(21) Appl. No.: **29/422,824**

(22) Filed: **May 24, 2012**

(51) **LOC (9) Cl.** ..... **21-01**

(52) **U.S. Cl.**  
USPC ..... **D21/487**

(58) **Field of Classification Search**  
USPC ..... D21/484–505; D8/382; 273/153,  
273/156; 446/69, 85, 102–128; 434/259  
See application file for complete search history.

(56) **References Cited**

**U.S. PATENT DOCUMENTS**

3,469,339	A *	9/1969	Thomas	.....	446/122
D236,521	S *	8/1975	Christiansen	.....	D21/658
D254,752	S *	4/1980	Gabriel	.....	D21/486
4,334,868	A *	6/1982	Levinrad	.....	434/172
D306,190	S *	2/1990	Poulsen	.....	D21/498
5,199,919	A *	4/1993	Glickman	.....	446/126

D367,897	S *	3/1996	Schmidt et al.	.....	D21/486
5,788,555	A *	8/1998	Glynn	.....	446/124
D409,677	S *	5/1999	Jensen	.....	D21/487
D410,041	S *	5/1999	Jensen	.....	D21/487
D550,782	S *	9/2007	Glickman et al.	.....	D21/487
7,708,317	B2 *	5/2010	Leblanc	.....	285/31

\* cited by examiner

*Primary Examiner* — Cynthia M Chin

(74) *Attorney, Agent, or Firm* — Day Pitney LLP

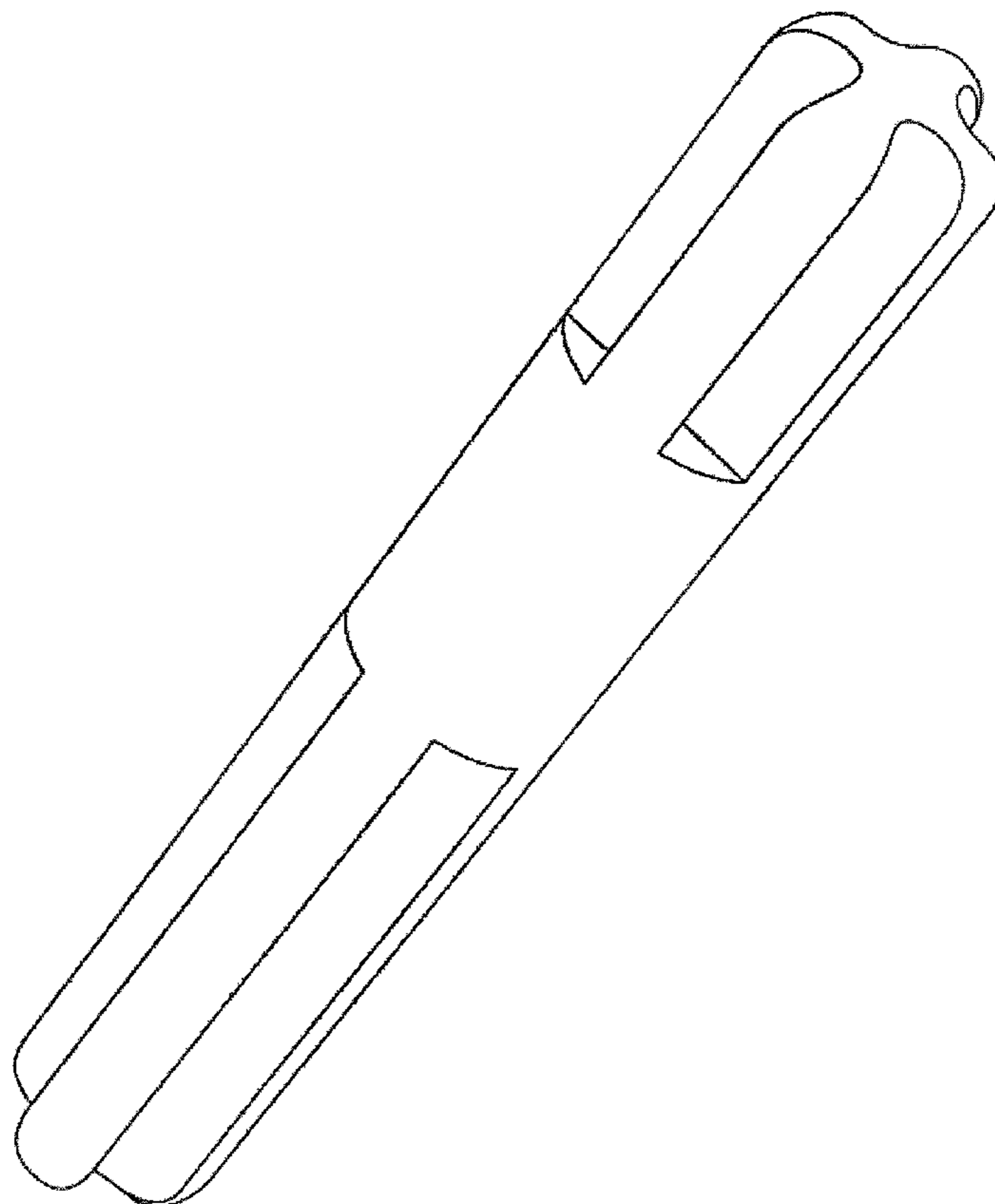
(57) **CLAIM**

The ornamental design for a construction set part, as shown and described.

**DESCRIPTION**

FIG. 1 is a front perspective view of my ornamental design for a construction set part;  
FIG. 2 is a front view thereof;  
FIG. 3 is a right side view thereof;  
FIG. 4 is a rear view thereof;  
FIG. 5 is a left side view thereof;  
FIG. 6 is a top plan view thereof; and,  
FIG. 7 is a bottom plan view thereof.

**1 Claim, 7 Drawing Sheets**



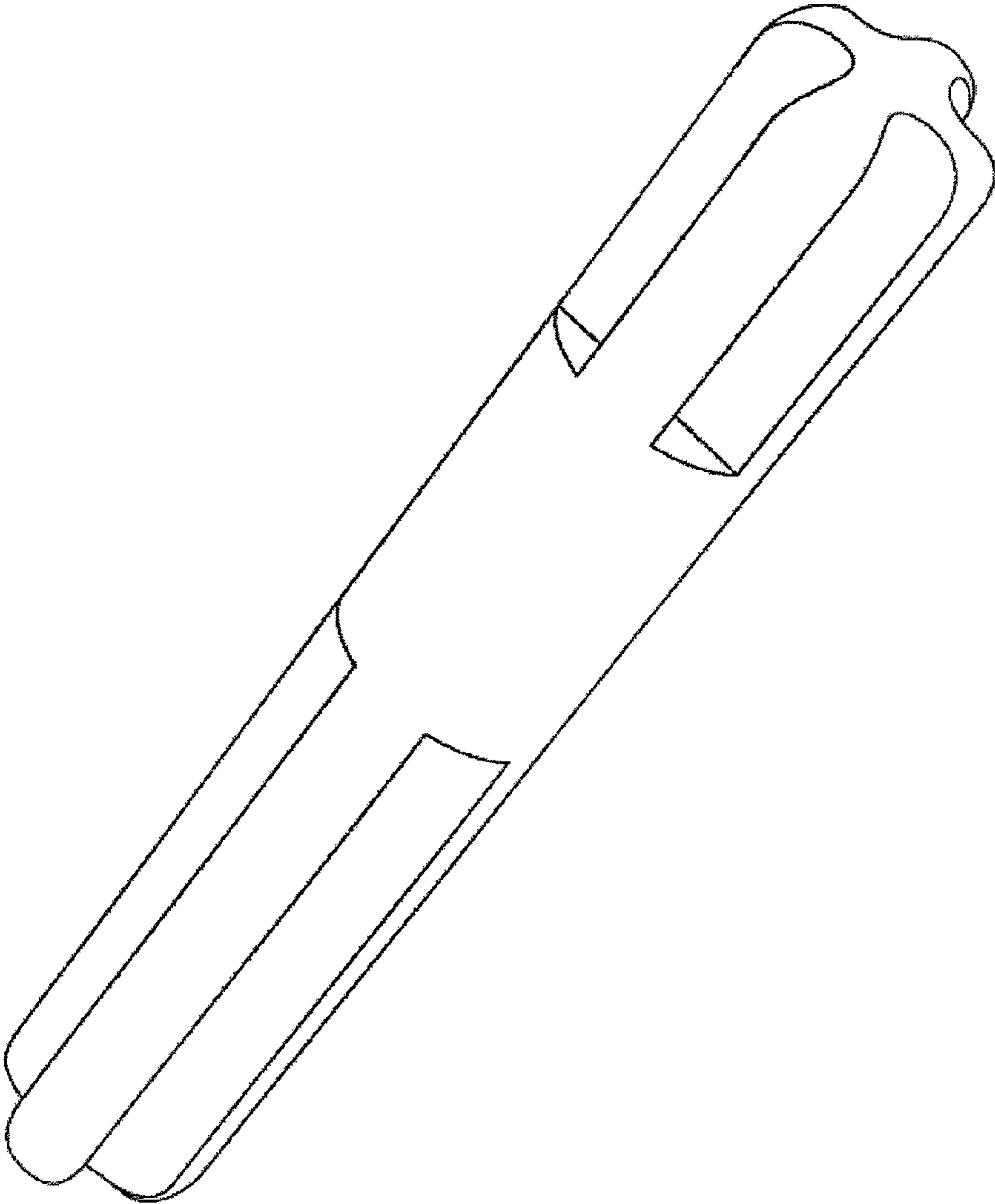


FIG. 1

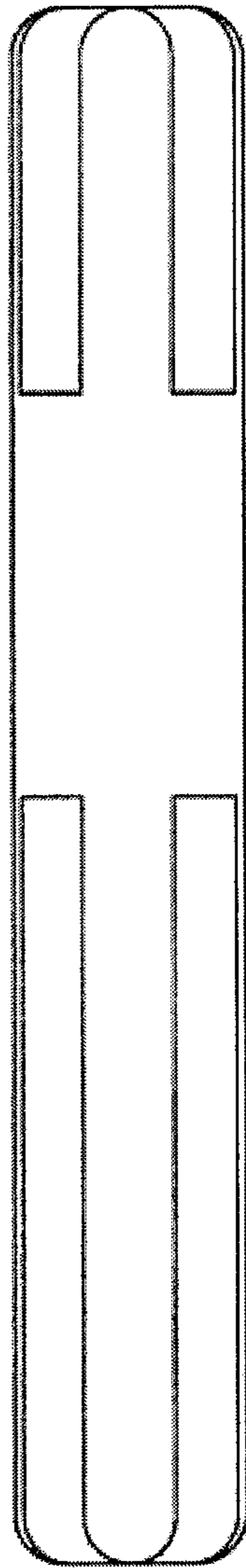


FIG. 2

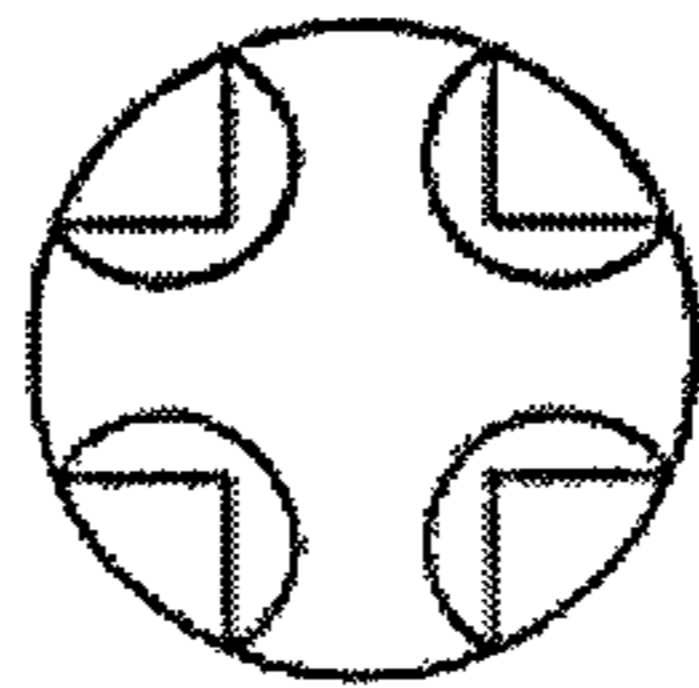


FIG. 3

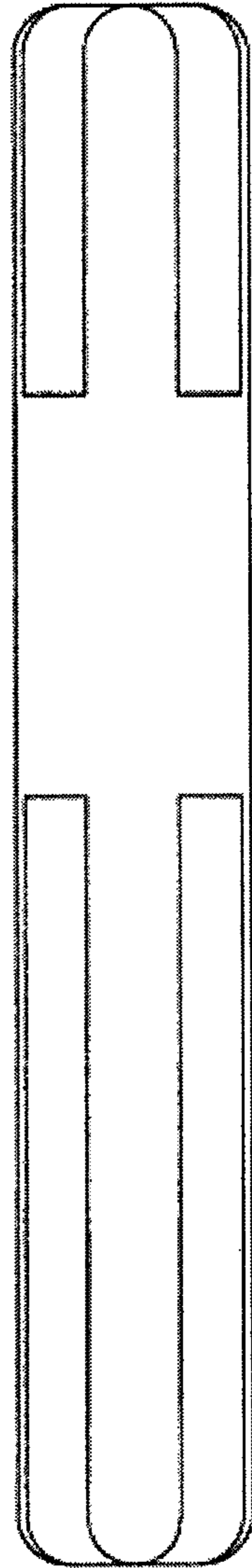


FIG. 4

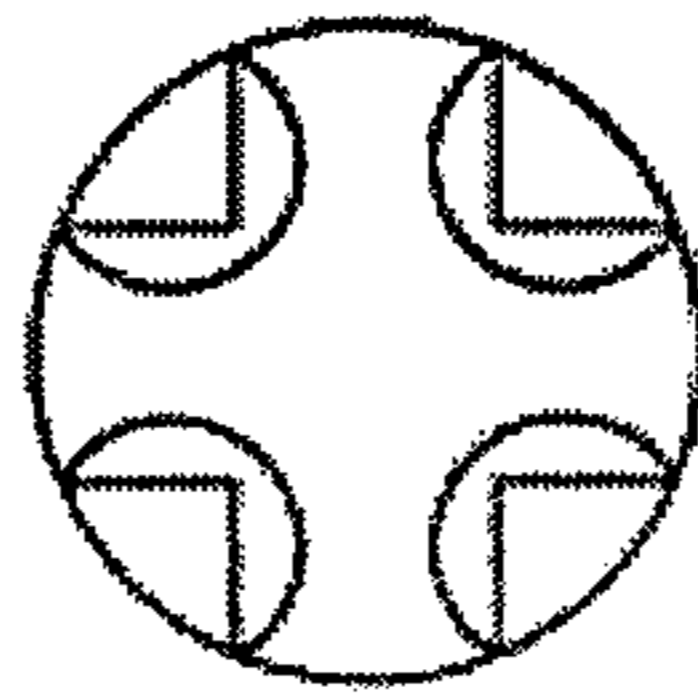


FIG. 5

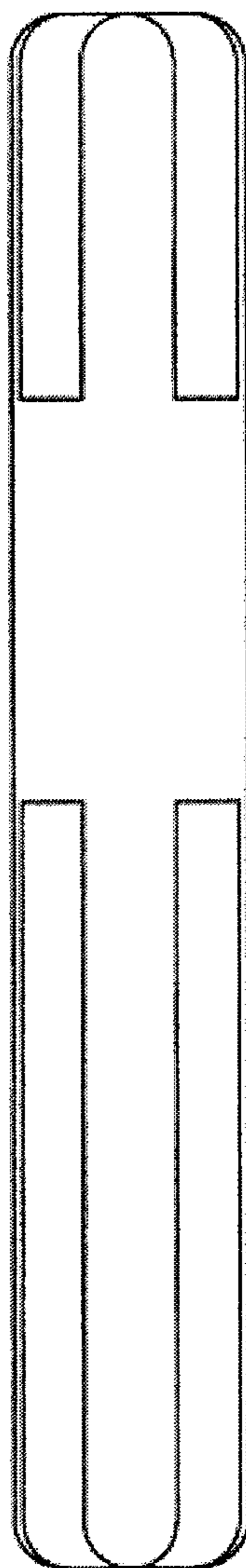


FIG. 6

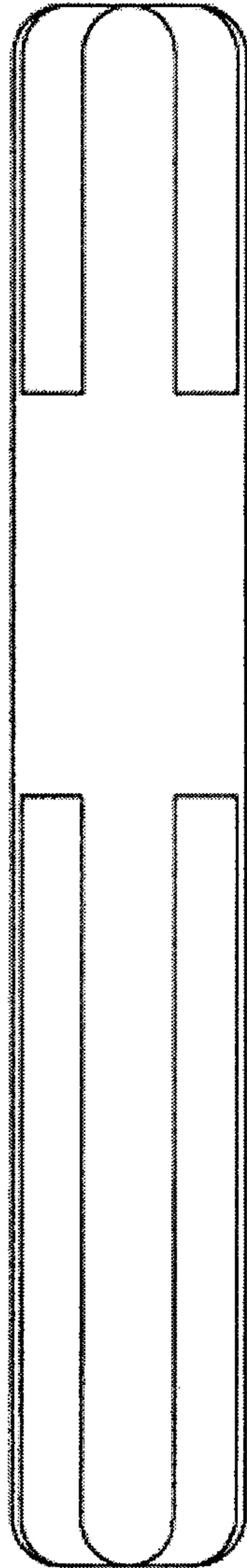


FIG. 7