



US00D686661S

(12) **United States Design Patent**  
**Radtke**

(10) **Patent No.:** **US D686,661 S**

(45) **Date of Patent:** **\*\* Jul. 23, 2013**

(54) **COUPON BINDER**

(71) Applicant: **Elizabeth Radtke**, Stilwell, OK (US)

(72) Inventor: **Elizabeth Radtke**, Stilwell, OK (US)

(\*\*) Term: **14 Years**

(21) Appl. No.: **29/445,409**

(22) Filed: **Feb. 11, 2013**

(51) **LOC (9) Cl.** ..... **19-04**

(52) **U.S. Cl.**  
USPC ..... **D19/27**

(58) **Field of Classification Search**  
USPC ..... D32/26, 27, 28, 29, 30, 31, 86; D3/900;  
402/70, 73; 281/15.1, 29, 31, 36-37  
See application file for complete search history.

(56) **References Cited**

U.S. PATENT DOCUMENTS

D285,809	S	*	9/1986	Sindler	.....	D19/27
4,954,003	A	*	9/1990	Shea	.....	402/79
D353,836	S	*	12/1994	Carvelli et al.	.....	D19/27
5,489,120	A	*	2/1996	Thornsburg	.....	281/33
D393,874	S	*	4/1998	Hodes	.....	D19/27
D407,433	S	*	3/1999	Hodes	.....	D19/27
5,901,982	A	*	5/1999	Cooper	.....	281/31
6,017,164	A	*	1/2000	Abbott	.....	402/73
D496,396	S	*	9/2004	Hyman	.....	D19/27

D514,620	S	*	2/2006	Brann	.....	D19/27
D522,055	S	*	5/2006	Crippen	.....	D19/27
D656,189	S	*	3/2012	DeCarlo	.....	D19/27

\* cited by examiner

*Primary Examiner* — T. Chase Nelson

*Assistant Examiner* — Kathleen M Sims

(74) *Attorney, Agent, or Firm* — QuickPatents; Kevin Prince

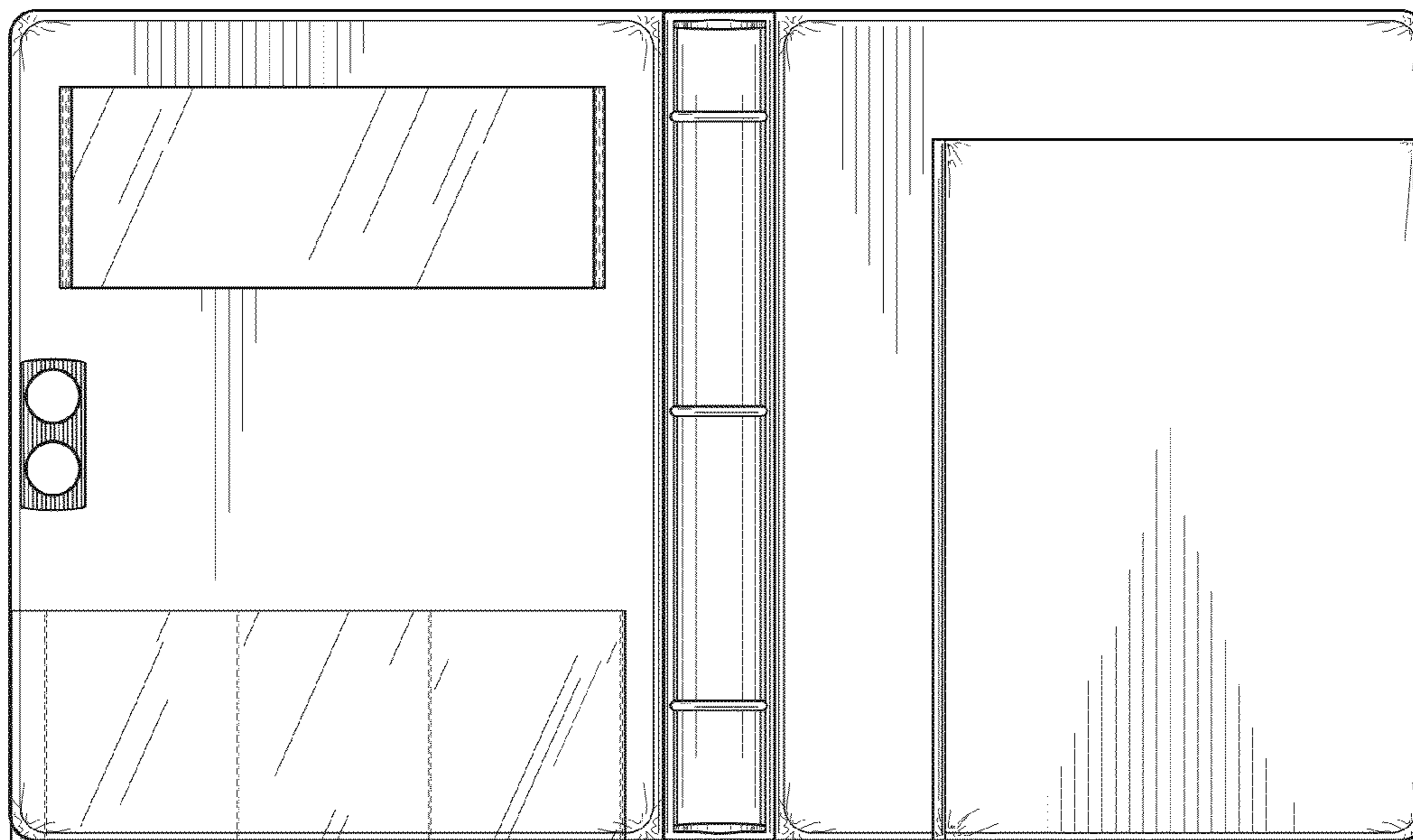
(57) **CLAIM**

I claim the ornamental design for a coupon binder, as shown and described.

**DESCRIPTION**

FIG. 1 is a perspective view of a coupon binder, showing my new design;  
 FIG. 2 is a perspective view thereof;  
 FIG. 3 is a front elevational view thereof;  
 FIG. 4 is a rear elevational view thereof;  
 FIG. 5 is a left-side elevational view thereof;  
 FIG. 6 is a right-side elevational view thereof;  
 FIG. 7 is a top plan view thereof; and,  
 FIG. 8 is a bottom plan view thereof.  
 The broken lines showing text and a flower design in FIGS. 1 and 3 and papers in a pocket of the design in FIG. 2 depict environmental matter and form no part of the claimed design. The remaining broken lines on the design represent stitching that form a part of the claimed design.

**1 Claim, 3 Drawing Sheets**






FIG. 1

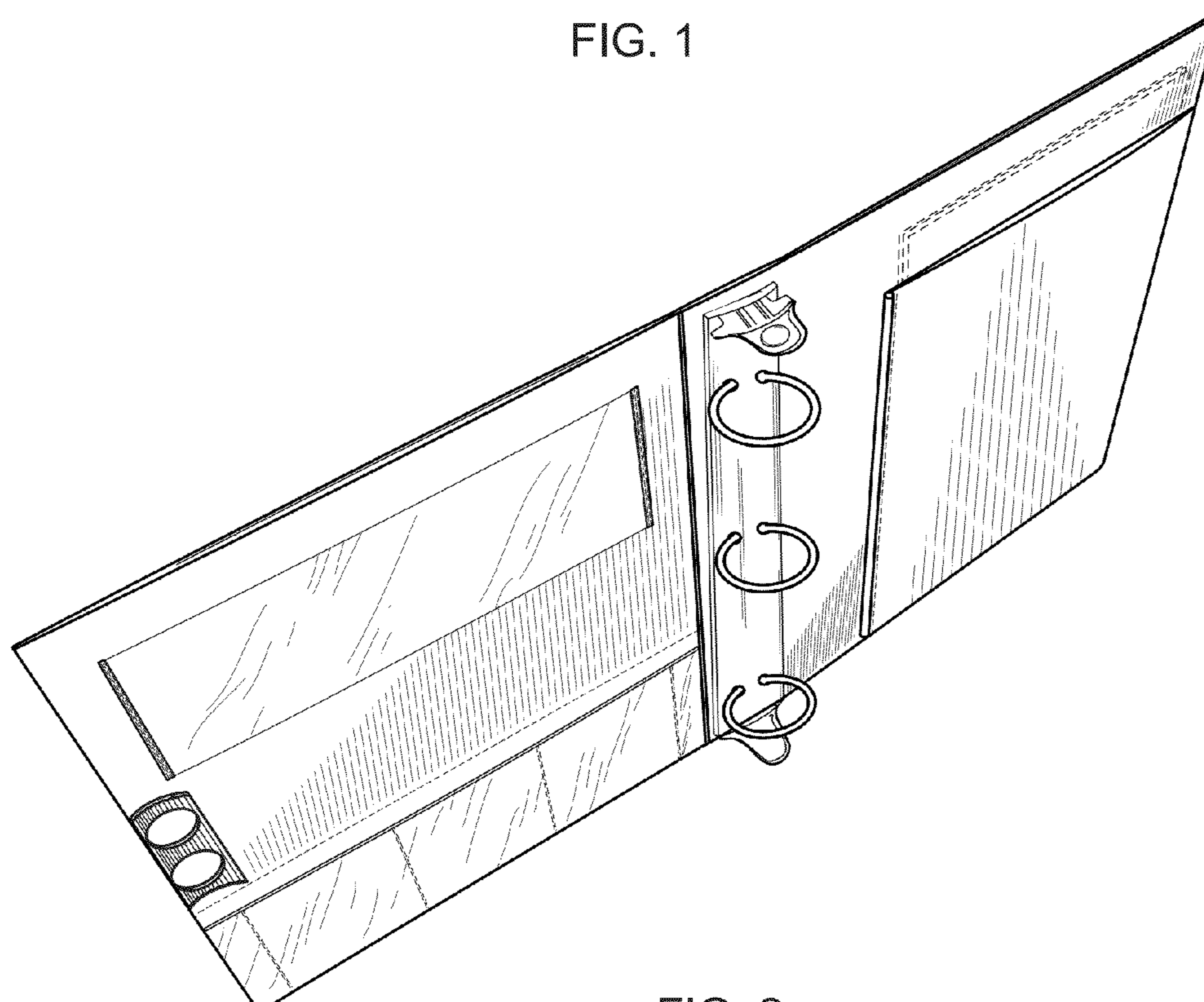


FIG. 2




FIG. 3

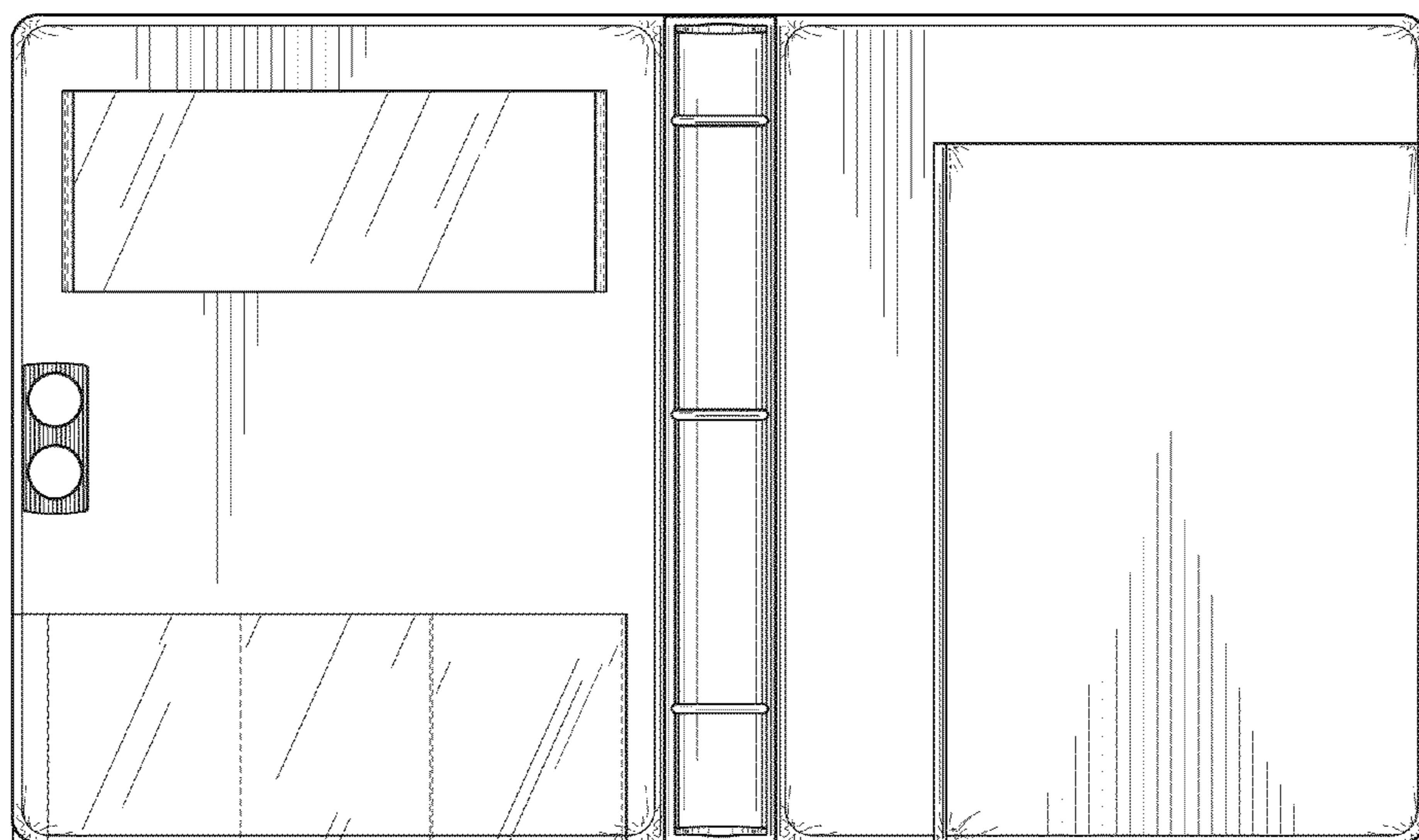


FIG. 4



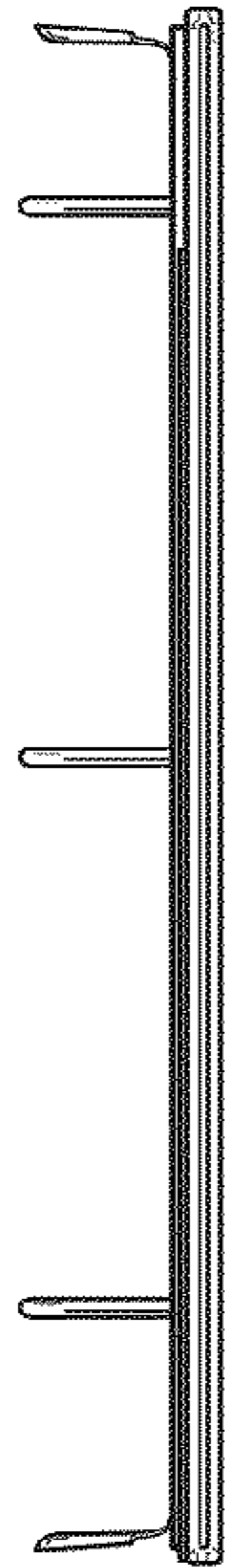


FIG. 5

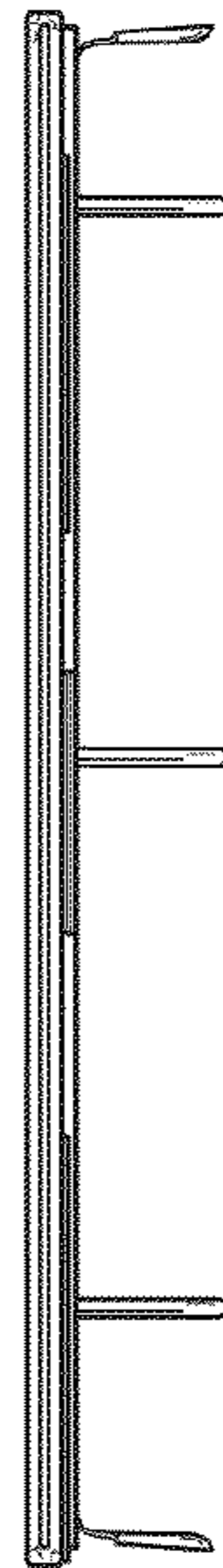


FIG. 6

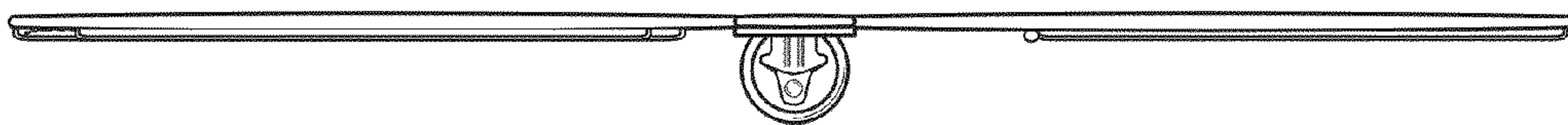


FIG. 7

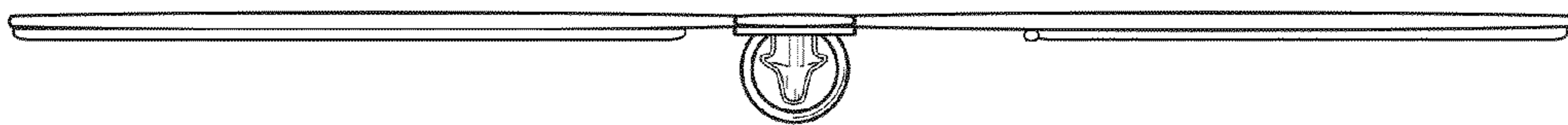


FIG. 8