



US00D686655S

(12) **United States Design Patent**
Aries et al.

(10) **Patent No.:** **US D686,655 S**
(45) **Date of Patent:** **** Jul. 23, 2013**

(54) **SHREDDER**

(75) Inventors: **Paul A. Aries**, Brierley Hill (GB);
Kaushik Patel, Northwood (GB); **Jason B. Magid**, Wheeling, IL (US)

(73) Assignee: **ACCO UK Limited**, Aylesbury (GB)

(**) Term: **14 Years**

(21) Appl. No.: **29/389,548**

(22) Filed: **Apr. 13, 2011**

(51) **LOC (9) Cl.** **18-03**

(52) **U.S. Cl.**
USPC **D18/34.5**

(58) **Field of Classification Search**
USPC D18/34.3-34.9; D23/356, 359, 360,
D23/364; D34/9; 241/100, 236, 30, 36, 81,
241/25, 99

See application file for complete search history.

(56) **References Cited**

U.S. PATENT DOCUMENTS

4,489,897	A	12/1984	Turner et al.
4,495,456	A	1/1985	Vercillo et al.
5,252,904	A	10/1993	Nanos
5,404,088	A	4/1995	Nanos
D375,973	S	11/1996	Kennedy et al.
5,839,675	A	11/1998	Henreckson et al.
D404,756	S	1/1999	Dziersk
D410,246	S	5/1999	Holderfield
D410,946	S	6/1999	Holderfield
5,988,542	A	11/1999	Henreckson et al.
6,079,645	A	6/2000	Henreckson et al.

6,962,301 B1 11/2005 Chang
D544,904 S 6/2007 Beno et al.
D550,760 S 9/2007 Beno et al.

(Continued)

OTHER PUBLICATIONS

2010 ACCO Brands Fact Book, published at least as early as Feb. 1, 2010, pp. 87-92.

(Continued)

Primary Examiner — Ian Simmons

Assistant Examiner — Charles Hanson

(74) *Attorney, Agent, or Firm* — Michael Best & Friedrich LLP

(57) **CLAIM**

We claim the ornamental design for a shredder, as shown and described.

DESCRIPTION

FIG. 1 is a left-side perspective view of a shredder embodying the present invention.

FIG. 2 is a front view of the shredder of FIG. 1.

FIG. 3 is a rear view of the shredder of FIG. 1.

FIG. 4 is a top view of the shredder of FIG. 1.

FIG. 5 is a left side view of the shredder of FIG. 1.

FIG. 6 is a right side view of the shredder of FIG. 1.

FIG. 7 is a left-side perspective view of a shredder of a second embodiment of the present invention.

FIG. 8 is a front view of the shredder of FIG. 7.

FIG. 9 is a rear view of the shredder of FIG. 7.

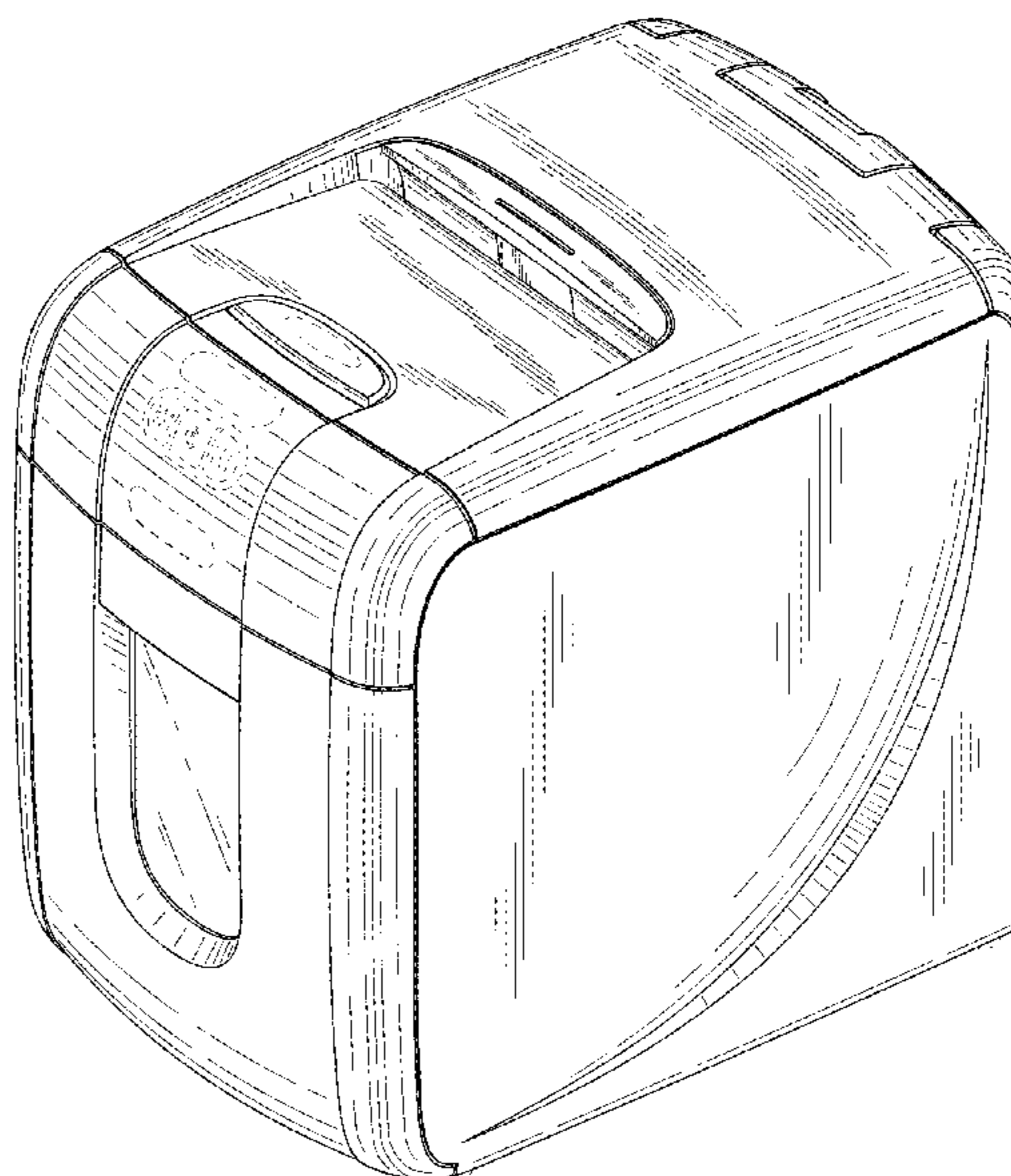
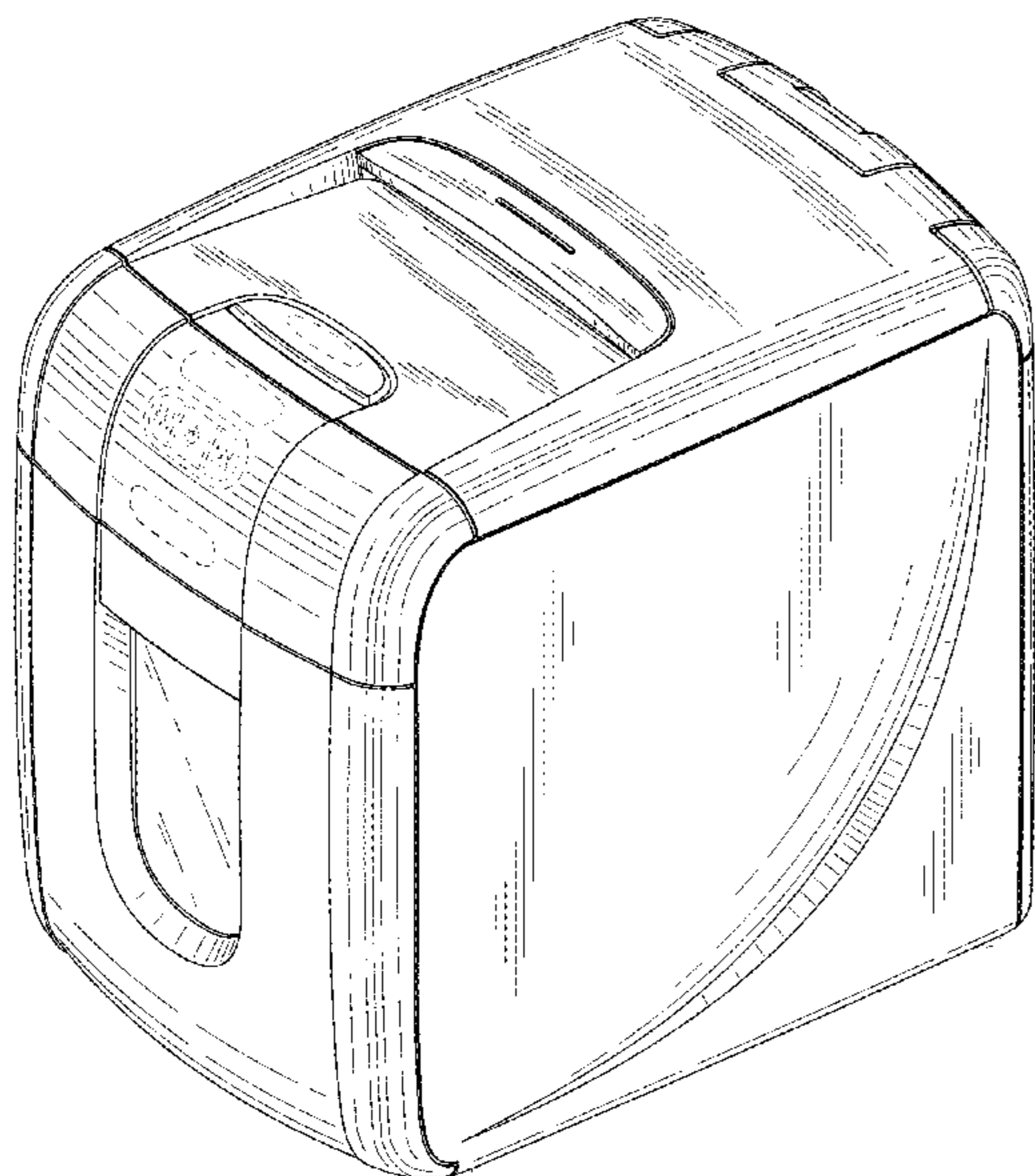
FIG. 10 is a top view of the shredder of FIG. 7.

FIG. 11 is a left side view of the shredder of FIG. 7; and,

FIG. 12 is a right side view of the shredder of FIG. 7.

The portions of the shredder shown in broken lines represent environmental structure and form no part of the claimed design.

1 Claim, 12 Drawing Sheets



US D686,655 S

Page 2

U.S. PATENT DOCUMENTS

7,267,295 B2 9/2007 Mead et al.
7,360,731 B2 4/2008 Easton et al.
7,387,268 B2 6/2008 Dahle et al.
D583,859 S * 12/2008 Holderfield et al. D18/34.9
7,500,627 B2 3/2009 Park et al.
7,503,557 B2 3/2009 Badham et al.
D591,335 S 4/2009 Holderfield et al.
D598,048 S * 8/2009 Holderfield et al. D18/34.9
D602,074 S 10/2009 Holderfield et al.
D602,518 S 10/2009 Holderfield et al.
D604,763 S * 11/2009 Holderfield et al. D18/34.9
7,618,001 B2 11/2009 Aries et al.
7,624,938 B2 12/2009 Aries et al.
7,658,342 B2 2/2010 Chang
D611,089 S 3/2010 Maitlin et al.
D647,129 S * 10/2011 Kim et al. D18/34.9
D647,952 S * 11/2011 Sued et al. D18/34.5
8,066,209 B2 * 11/2011 Abramson et al. 241/30
8,091,812 B2 * 1/2012 Abramson et al. 241/99
D660,346 S * 5/2012 Kim et al. D18/34.5
D660,907 S * 5/2012 Wing et al. D18/34.5

D662,577 S * 6/2012 Nakamura et al. D23/364
8,196,851 B2 * 6/2012 Aries et al. 241/225
8,336,794 B2 * 12/2012 Aries et al. 241/81
D673,665 S * 1/2013 Langford et al. D23/359
2009/0218425 A1 9/2009 Sued et al.
2010/0059612 A1 3/2010 Huang
2010/0096482 A1 4/2010 Chang
2010/0308139 A1 * 12/2010 Abramson et al. 241/25
2011/0253819 A1 * 10/2011 Aries et al. 241/100
2012/0024991 A1 * 2/2012 Pilch et al. 241/25
2012/0111979 A1 * 5/2012 Jensen et al. 241/25

OTHER PUBLICATIONS

2009 ACCO Brands Fact Book, published at least as early as Feb. 1, 2009, pp. 98-103.
2008 ACCO Brands Fact Book, published at least as early as Feb. 1, 2008, pp. 90-93.
2007 ACCO Brands Fact Book, published at least as early as Feb. 1, 2007, pp. 57-63.

* cited by examiner

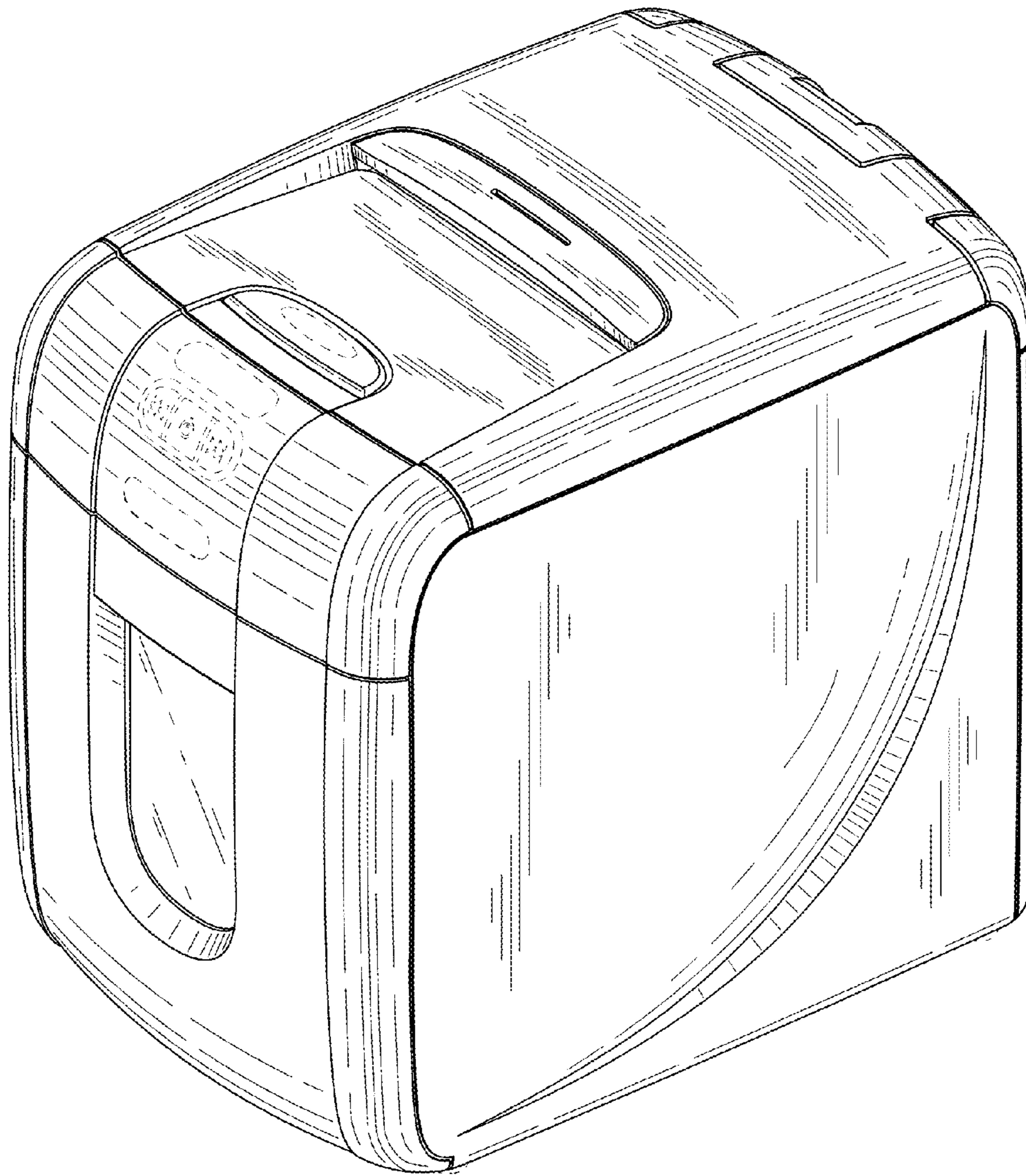


FIG. 1

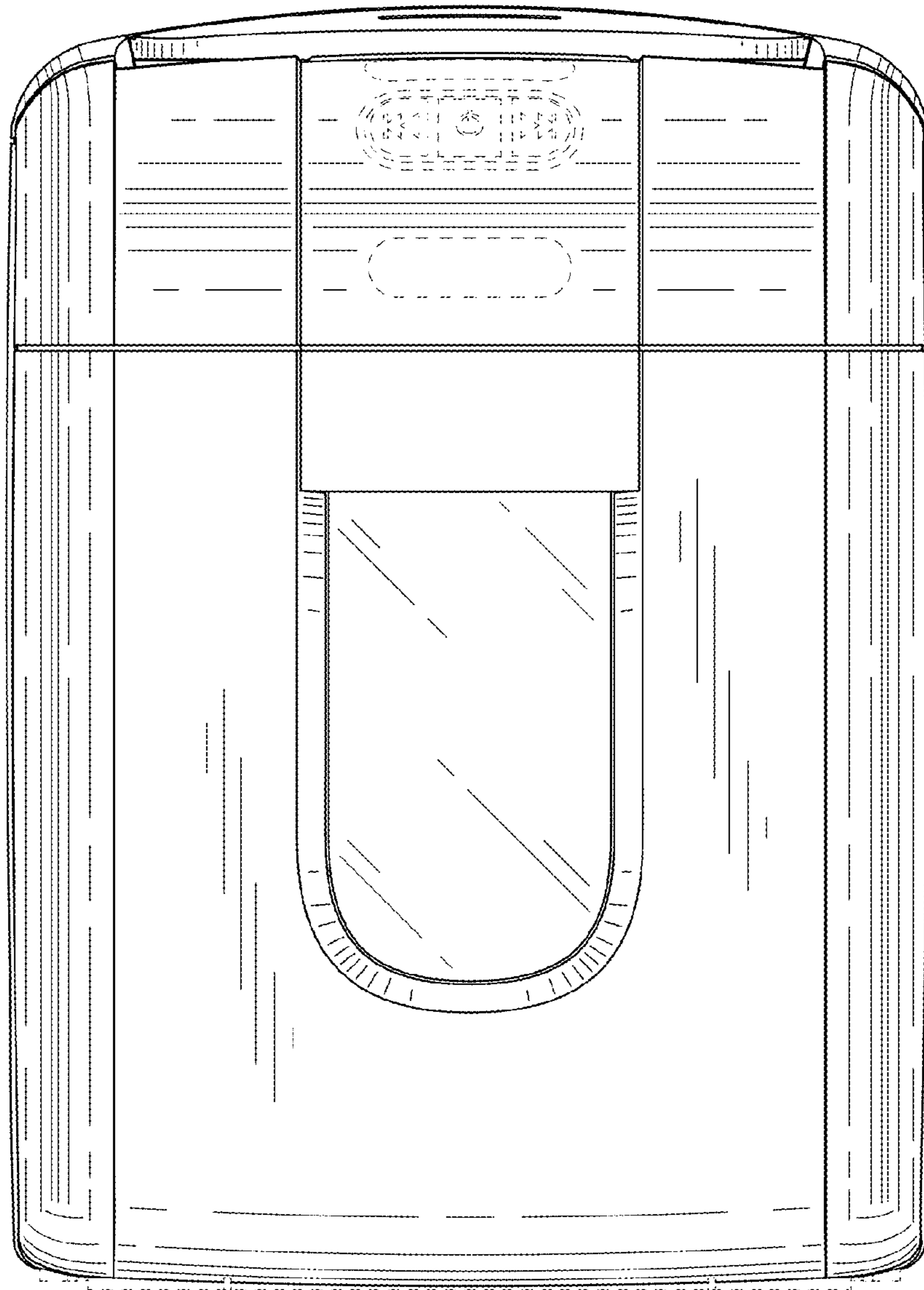


FIG. 2

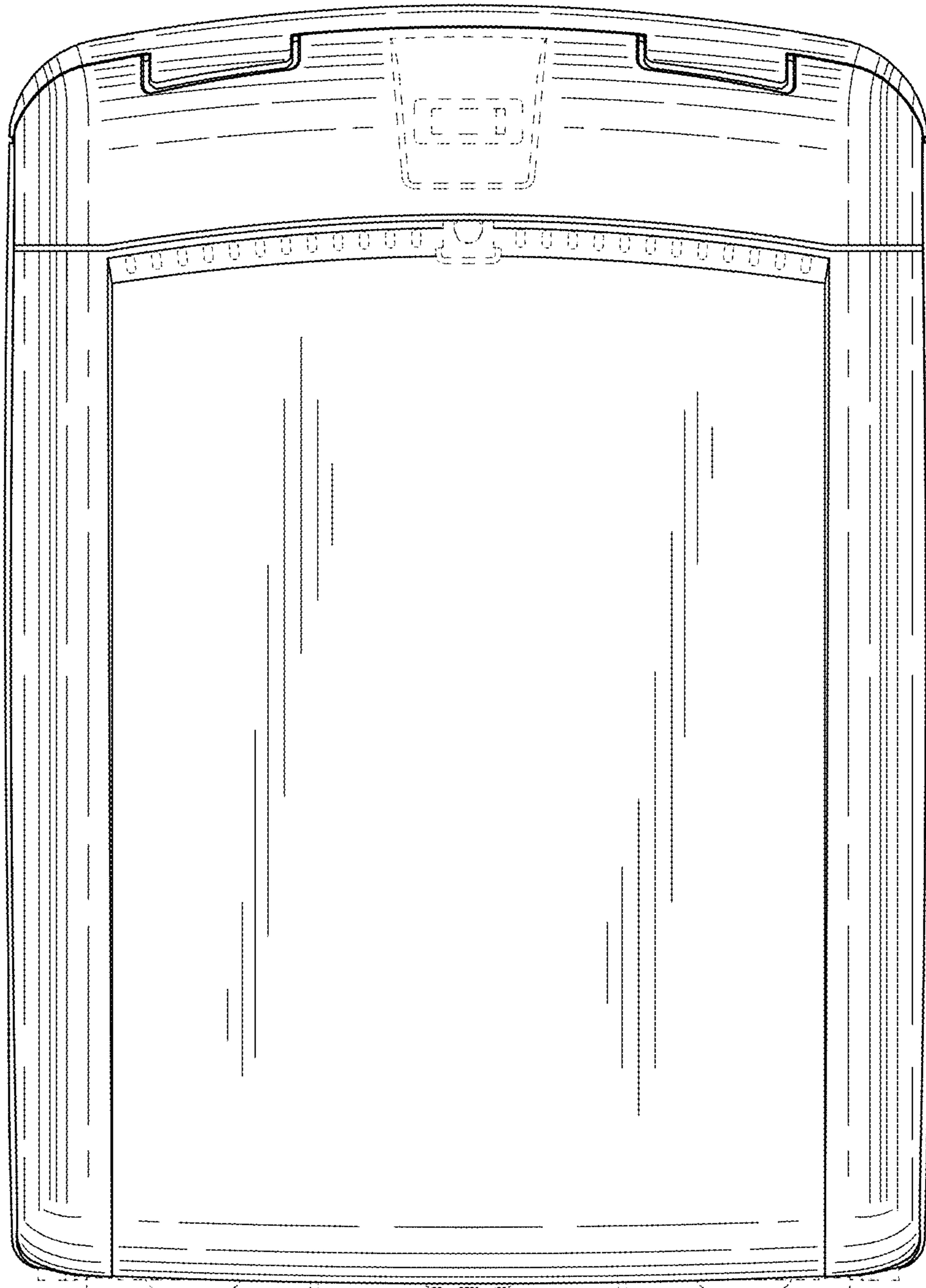


FIG. 3

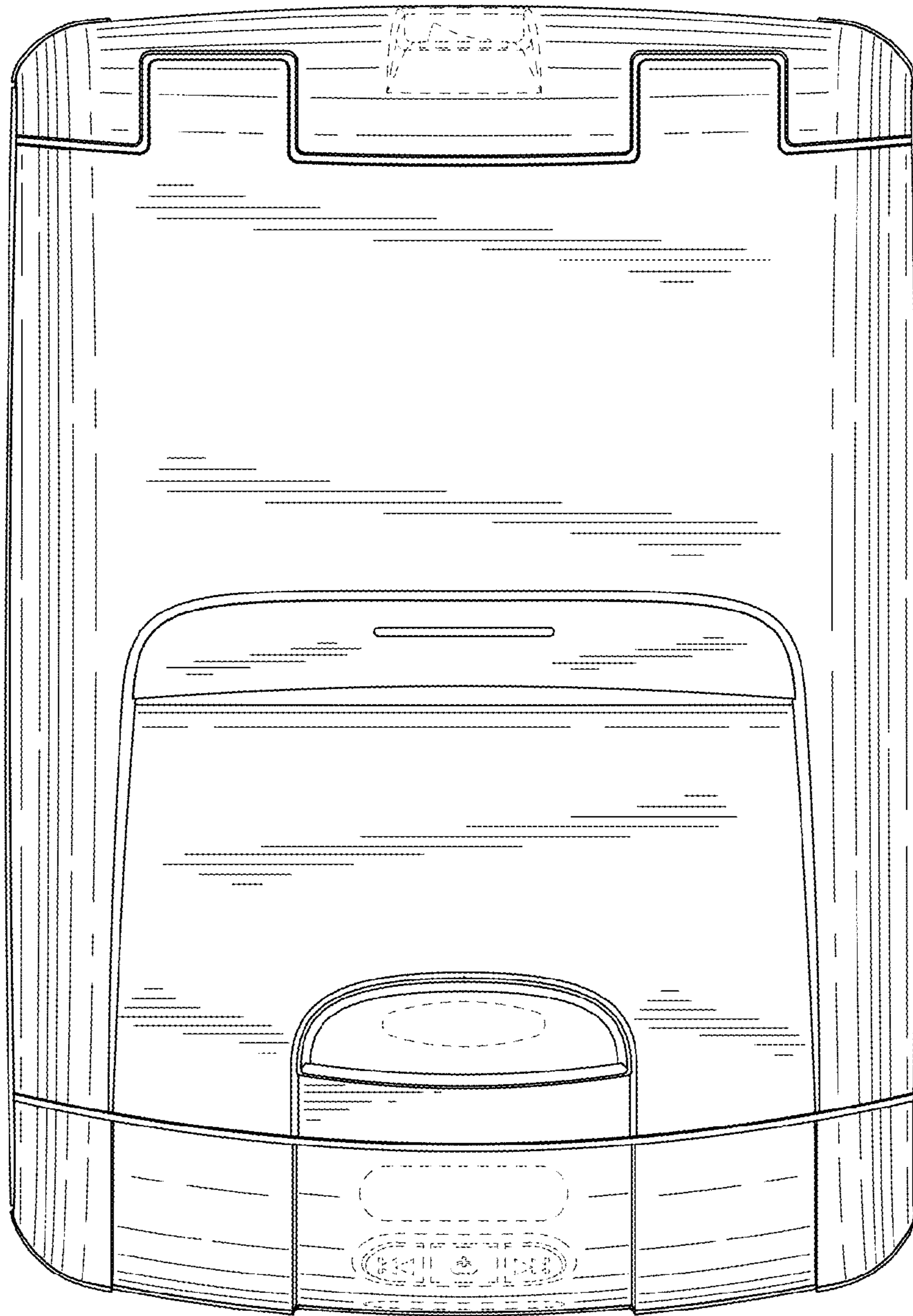


FIG. 4

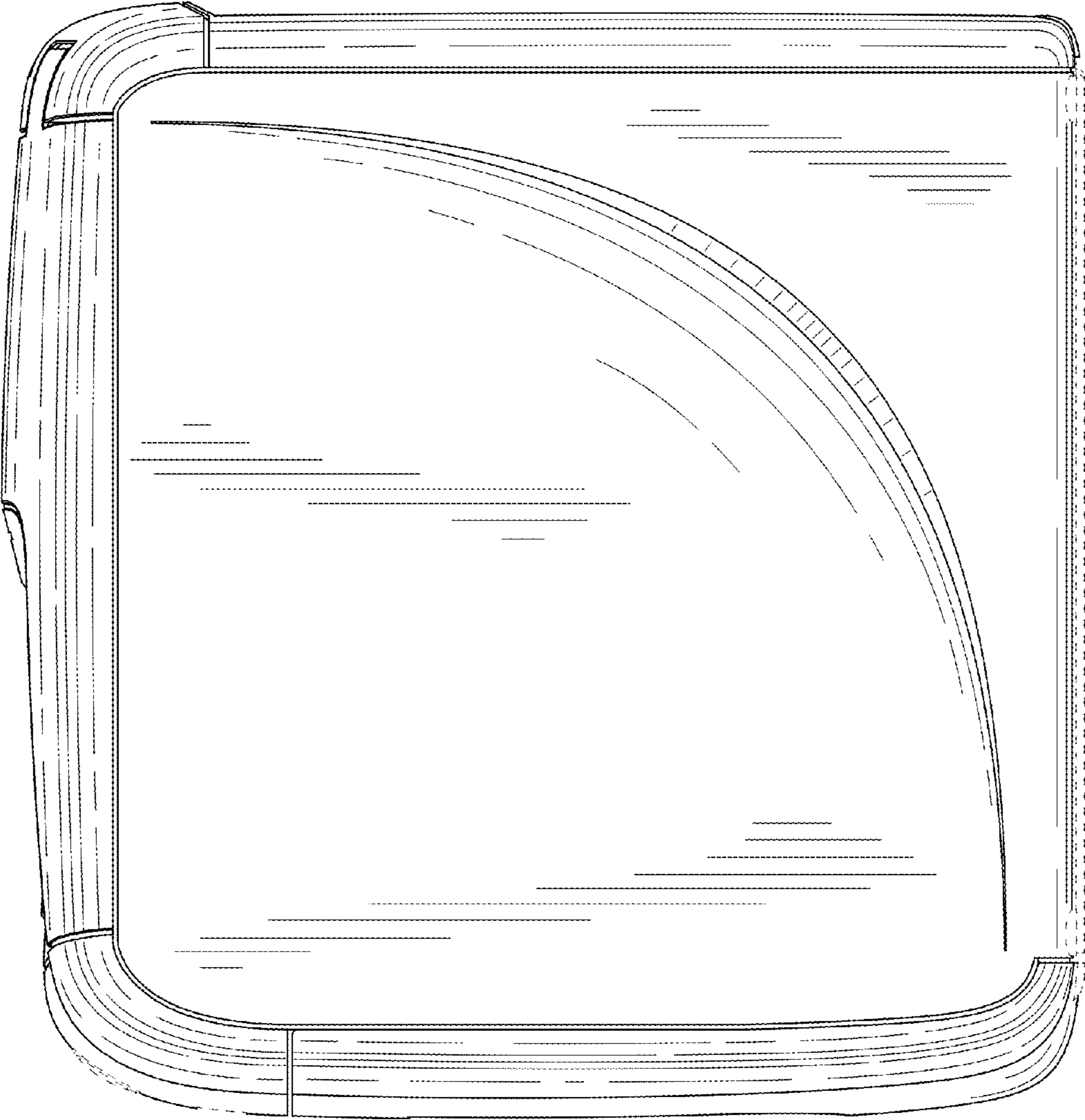


FIG. 5




FIG. 6

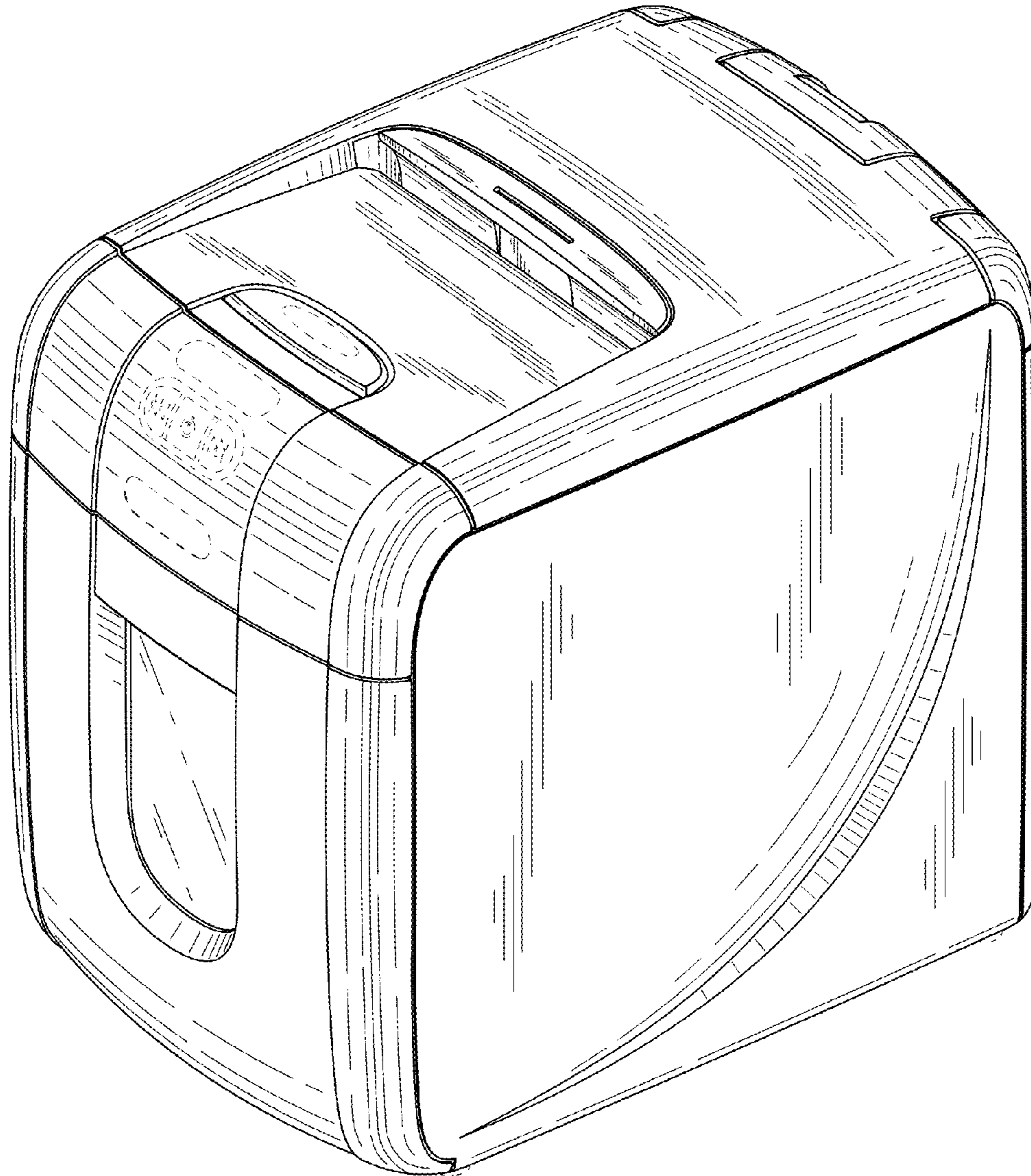


FIG. 7

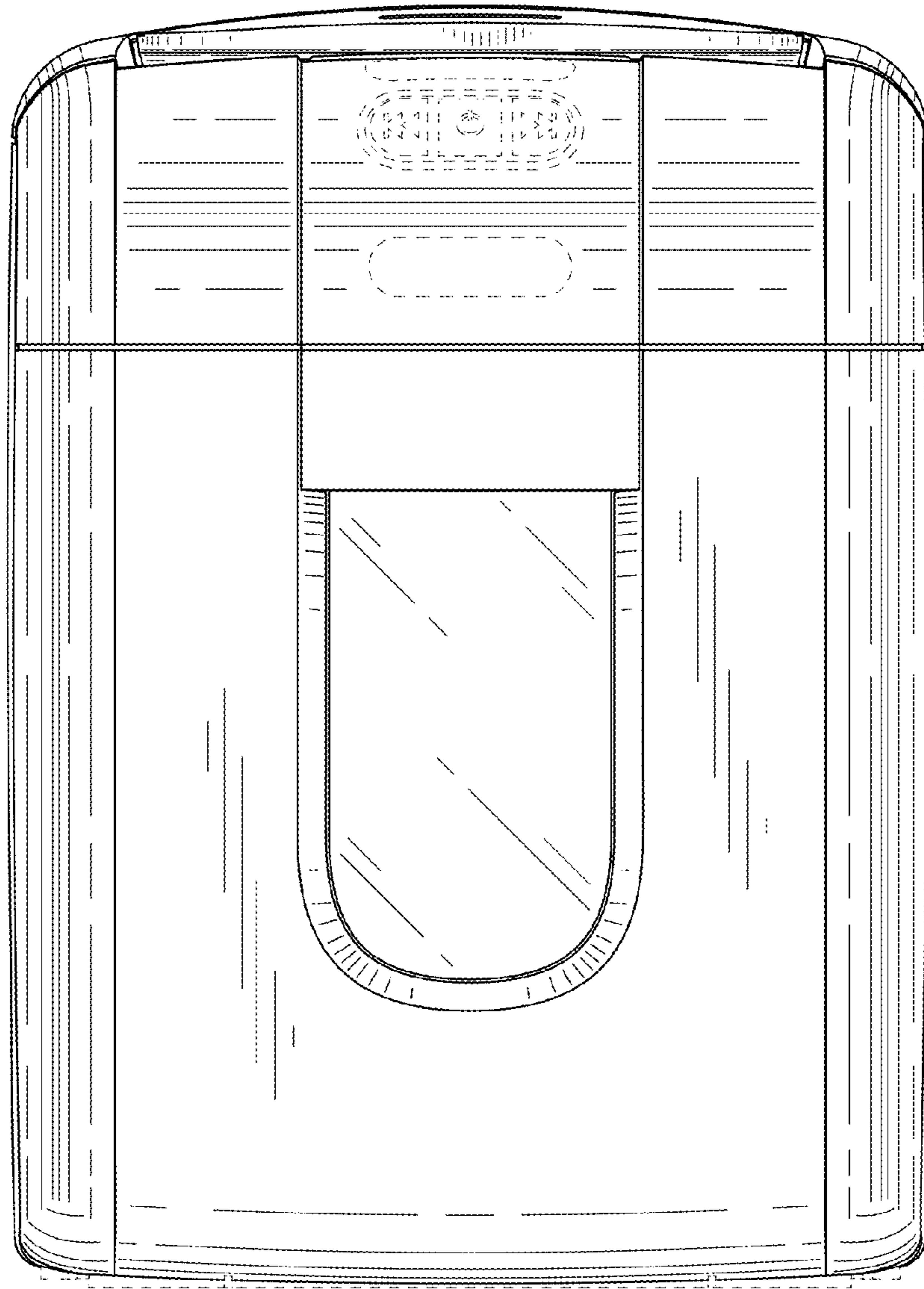


FIG. 8




FIG. 9

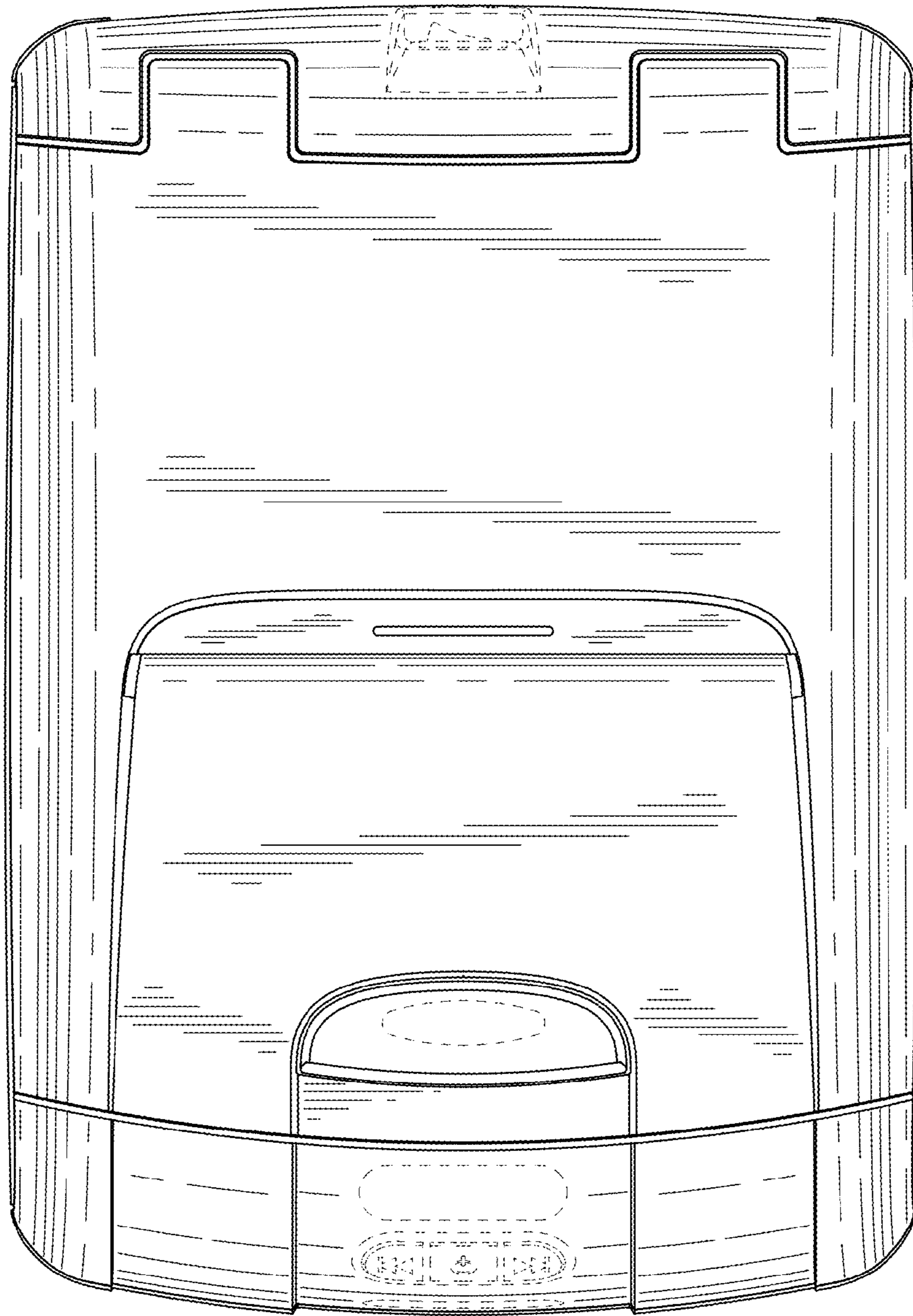


FIG. 10

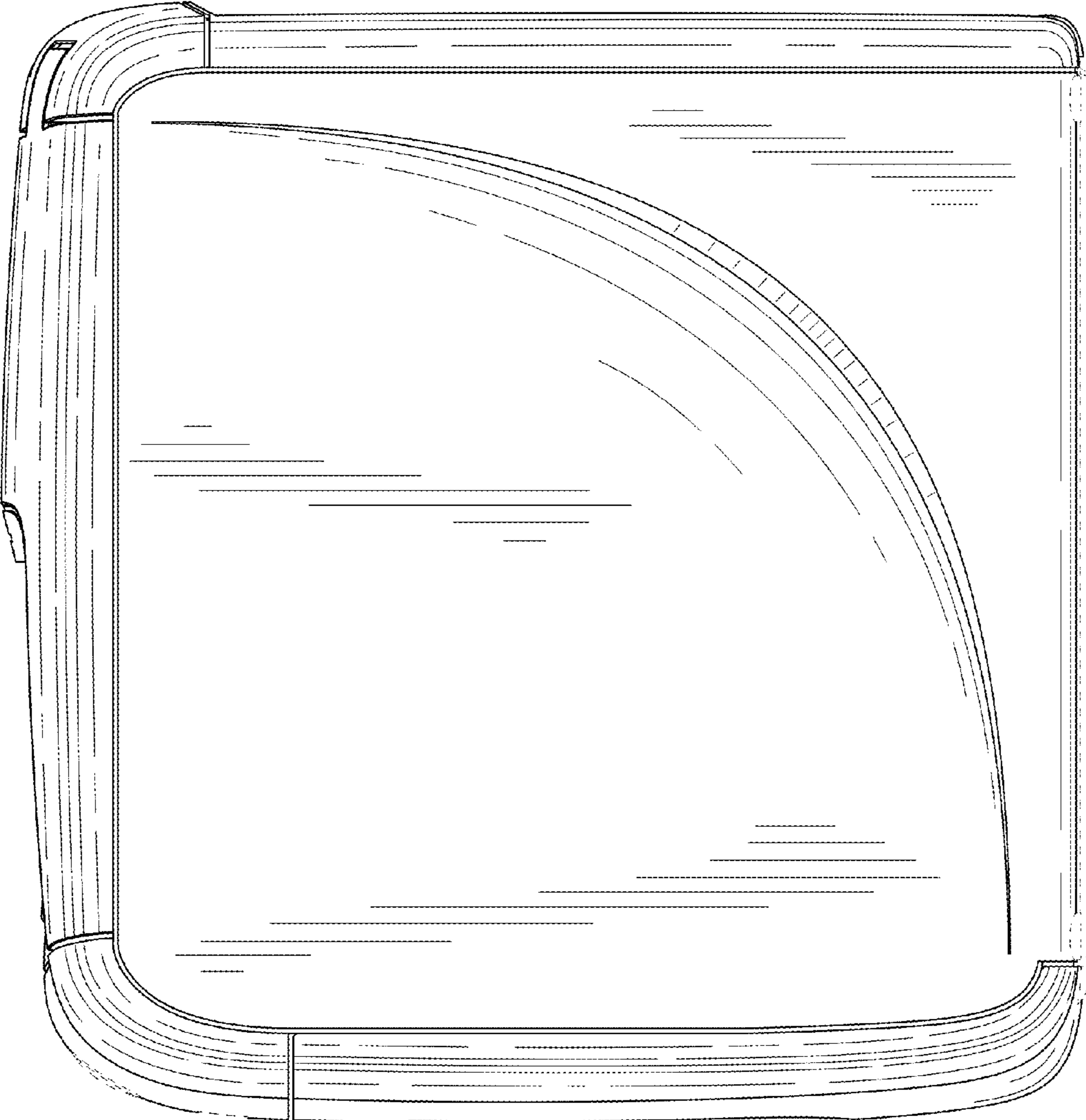


FIG. 11




FIG. 12