



US00D686635S

(12) **United States Design Patent**  
**Cranfill**

(10) **Patent No.:** **US D686,635 S**  
(45) **Date of Patent:** **\*\* Jul. 23, 2013**

(54) **DISPLAY SCREEN OR PORTION THEREOF WITH GRAPHICAL USER INTERFACE**

(75) Inventor: **Elizabeth Caroline Cranfill**, San Francisco, CA (US)

(73) Assignee: **Apple Inc.**, Cupertino, CA (US)

(\*\*) Term: **14 Years**

(21) Appl. No.: **29/428,644**

(22) Filed: **Aug. 1, 2012**

**Related U.S. Application Data**

(63) Continuation of application No. 29/363,168, filed on Jun. 5, 2010, now Pat. No. Des. 666,209.

(51) **LOC (9) Cl.** ..... **14-04**

(52) **U.S. Cl.**  
USPC ..... **D14/486**

(58) **Field of Classification Search**  
USPC ..... D14/485-95; D18/24-33; D19/6,  
D19/52; D20/11; D21/324-33; 715/700-867,  
715/973-77  
See application file for complete search history.

(56) **References Cited**

**U.S. PATENT DOCUMENTS**

D453,166	S	1/2002	Ording	
D467,935	S	12/2002	Coleman	
D475,063	S	5/2003	Horie	
D495,715	S *	9/2004	Gildred	D14/486
D513,511	S	1/2006	Decombe	
7,124,360	B1	10/2006	Drenttel et al.	
D535,302	S	1/2007	Cummins et al.	
7,222,304	B2	5/2007	Beaton et al.	
D554,652	S *	11/2007	Shen et al.	D14/485
D565,627	S *	4/2008	Kase	D16/219
7,370,284	B2 *	5/2008	Andrea et al.	715/788
D588,150	S *	3/2009	Stone et al.	D14/486

7,536,654	B2	5/2009	Anthony et al.	
D622,730	S *	8/2010	Krum et al.	D14/486
D624,555	S	9/2010	Anzures	
D624,556	S	9/2010	Chaudhri	
D636,400	S *	4/2011	Vance et al.	D14/486
D636,401	S *	4/2011	Vance et al.	D14/486
D636,404	S *	4/2011	Scalisi et al.	D14/486
D637,604	S *	5/2011	Brinda	D14/488
D640,276	S *	6/2011	Woo	D14/487
D640,283	S *	6/2011	Woo et al.	D14/487
D651,608	S *	1/2012	Allen et al.	D14/485
D653,259	S *	1/2012	Vance et al.	D14/486
D666,208	S *	8/2012	Spears et al.	D14/486
D666,209	S	8/2012	Cranfill	
D666,212	S *	8/2012	Coffman et al.	D14/486
D667,425	S *	9/2012	Tanghe et al.	D14/488
D668,669	S *	10/2012	Vance et al.	D14/487
D670,308	S *	11/2012	Vance et al.	D14/486
D670,724	S *	11/2012	Mori et al.	D14/486

(Continued)

*Primary Examiner* — Melanie H Tung

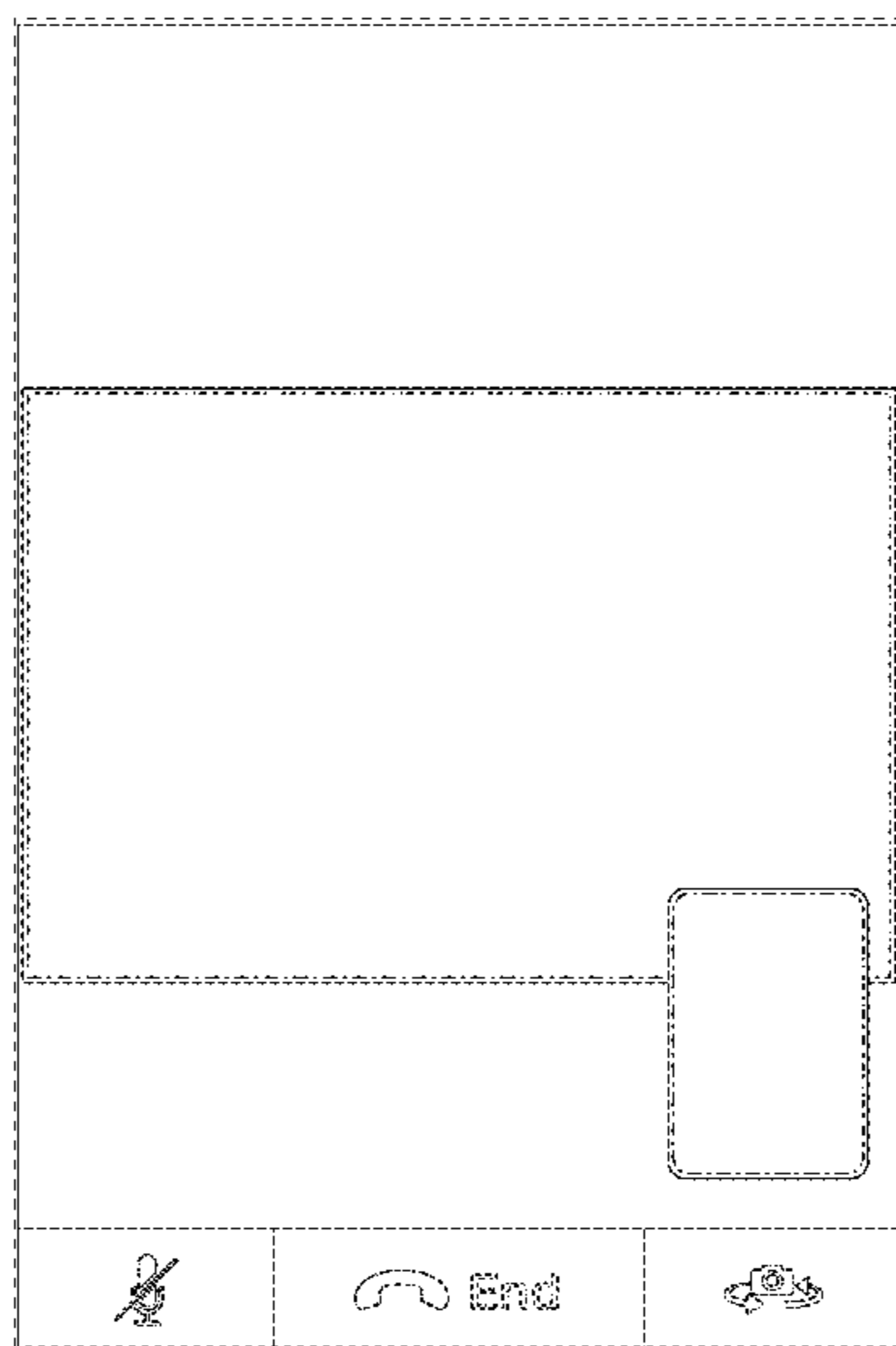
(74) *Attorney, Agent, or Firm* — Sterne, Kessler, Goldstein & Fox PLLC

(57) **CLAIM**  
The ornamental design for a display screen or portion thereof with graphical user interface, as shown and described.

**DESCRIPTION**

FIG. 1 is a front view of a display screen or portion thereof with graphical user interface showing my new design; and, FIG. 2 is a second embodiment thereof. The broken lines around the Figures showing a display screen or portion thereof form no part of the claimed design. The broken lines showing graphical elements within the display screen or portion thereof form no part of the claimed design. The dot-dash lines and the area within the dot-dash lines in the Figures show portions of the graphical user interface which form no part of the claimed design.

**1 Claim, 2 Drawing Sheets**



# US D686,635 S

Page 2

---

## U.S. PATENT DOCUMENTS

D671,557 S *	11/2012	Peters et al. ....	D14/487	2005/0130715 A1	6/2005	Fujisawa	
D673,166 S *	12/2012	Mori et al. ....	D14/486	2006/0149825 A1	7/2006	Kim	
2003/0179223 A1	9/2003	Ying et al.		2007/0067738 A1*	3/2007	Flynt et al. ....	715/810
2004/0223004 A1	11/2004	Lincke et al.		2008/0189658 A1	8/2008	Jeong et al.	

\* cited by examiner

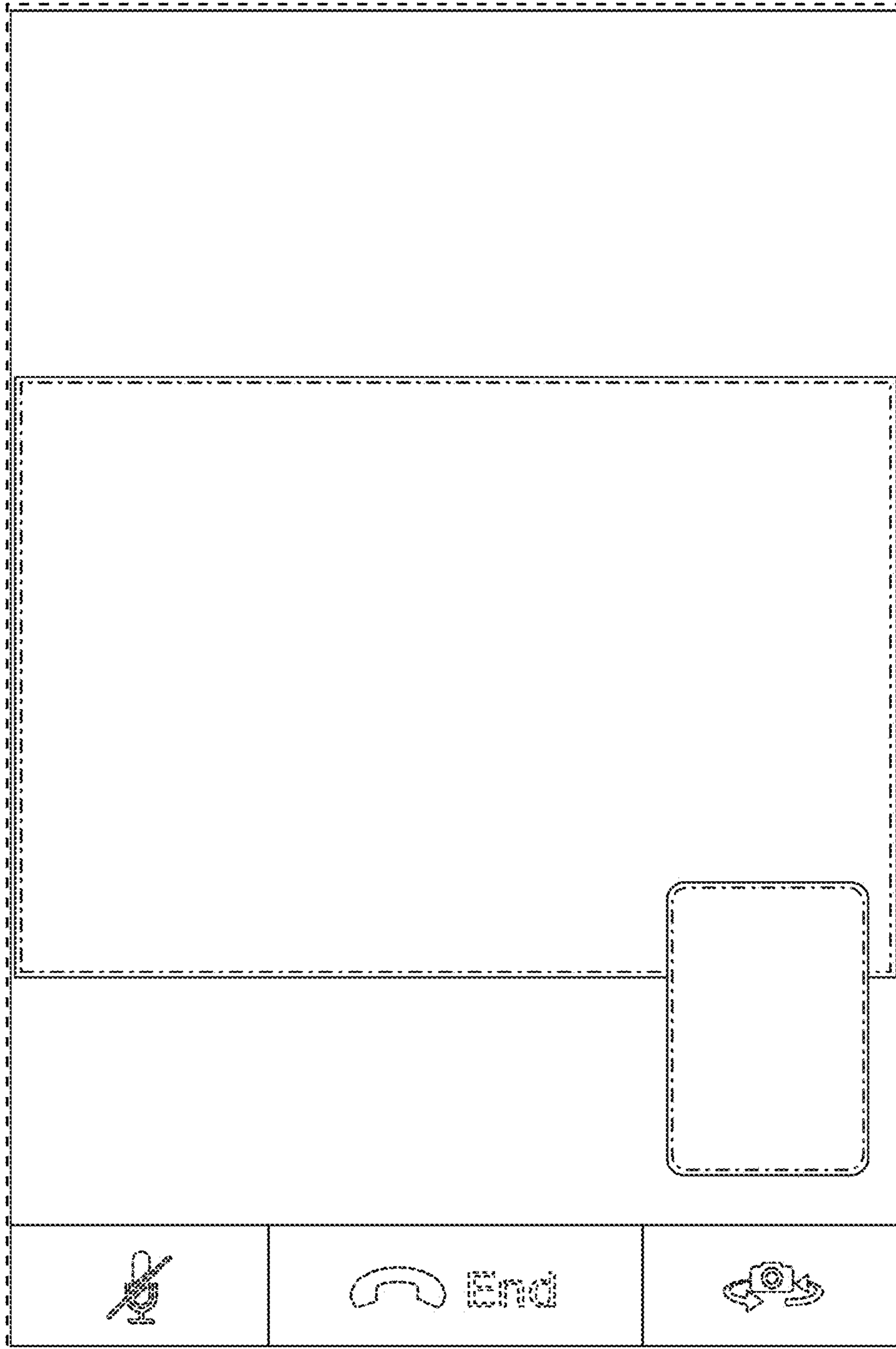


FIG. 1

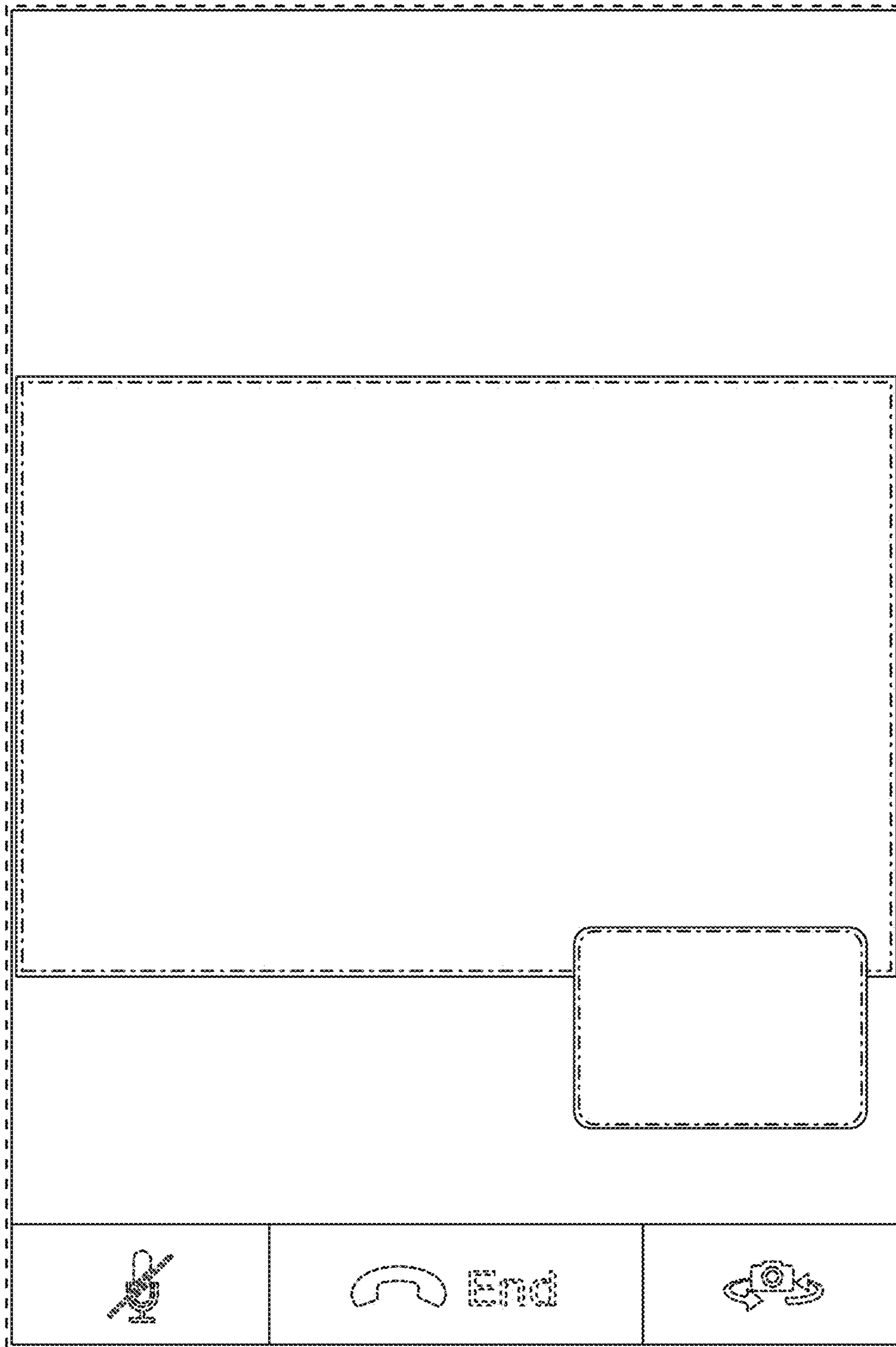


FIG. 2