



US00D686630S

(12) **United States Design Patent**
Ehrlich

(10) **Patent No.:** **US D686,630 S**

(45) **Date of Patent:** **** Jul. 23, 2013**

(54) **TRACKPAD AND KEYBOARD PLATFORM**

(76) **Inventor:** **Jake Ehrlich**, San Francisco, CA (US)

(**) **Term:** **14 Years**

(21) **Appl. No.:** **29/373,525**

(22) **Filed:** **Apr. 19, 2011**

(51) **LOC (9) Cl.** **14-02**

(52) **U.S. Cl.**
USPC **D14/457**

(58) **Field of Classification Search**
USPC D14/457-460, 391-399; D6/406.3,
D6/406.5, 511; 108/43, 50.01; 206/320;
220/17.1; 248/346.01, 346.04, 444, 118;
361/679.08, 679.09, 679.55
See application file for complete search history.

(56) **References Cited**

U.S. PATENT DOCUMENTS

106,016	A *	8/1870	Woodbury	108/43
130,094	A *	7/1872	White et al.	108/43
297,219	A *	4/1884	Anthony	108/43
5,732,910	A *	3/1998	Martin	248/118
5,862,933	A *	1/1999	Neville	220/17.1
D413,209	S *	8/1999	Jarke	D6/406.3
6,173,656	B1 *	1/2001	Blanchard	108/43
6,353,530	B1 *	3/2002	Zarek et al.	361/679.55
6,876,546	B2 *	4/2005	Tsao	361/679.08

7,536,960	B1 *	5/2009	Perez et al.	108/43
7,752,981	B2 *	7/2010	Blackburn	108/93
2002/0002935	A1 *	1/2002	Lease et al.	108/43
2002/0104948	A1 *	8/2002	Hicks et al.	248/346.01

* cited by examiner

Primary Examiner — Freda S Nunn

(74) *Attorney, Agent, or Firm* — David Olsen

(57) **CLAIM**

I claim the ornamental design for trackpad and keyboard platform, as shown and described.

DESCRIPTION

FIG. 1 is a rear perspective view of the track pad and keyboard platform without the track pad and keyboard installed onto the platform;

FIG. 2 is a side perspective view thereof;

FIG. 3 is a top plan view thereof;

FIG. 4 is a front thereof;


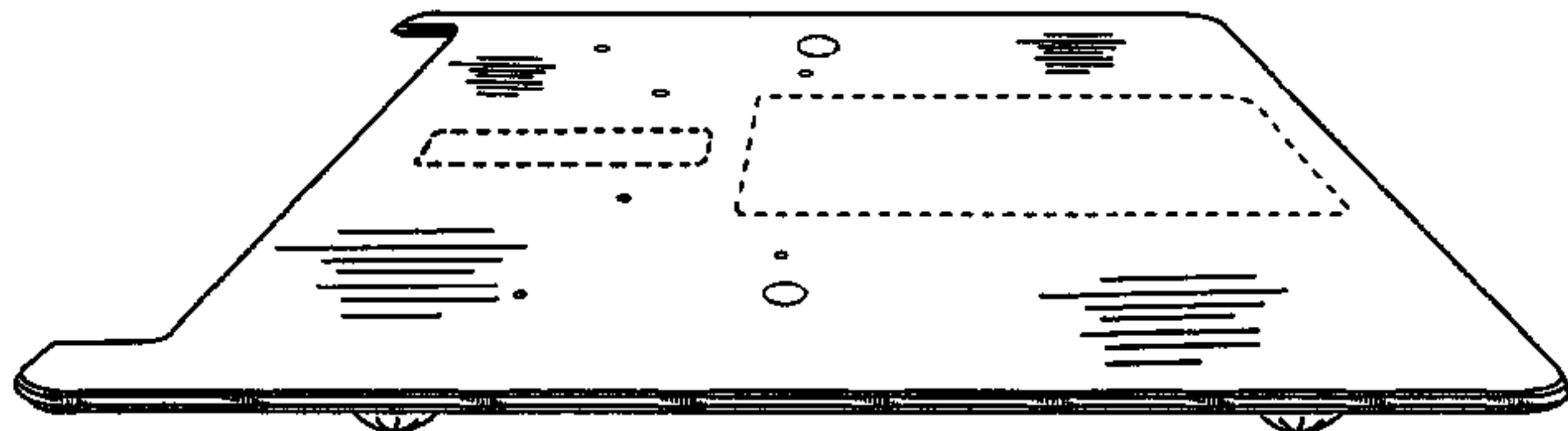
FIG. 5 is a rear view thereof; and,

FIG. 6 is a side view thereof, the opposite side view is a mirror image.

Broken lines shown in the drawings illustrate portions of the trackpad and keyboard platform and form no part of the claimed design.

The bottom view is understood to be plain and unornamented except for the supports that are shown in the figures.

1 Claim, 3 Drawing Sheets



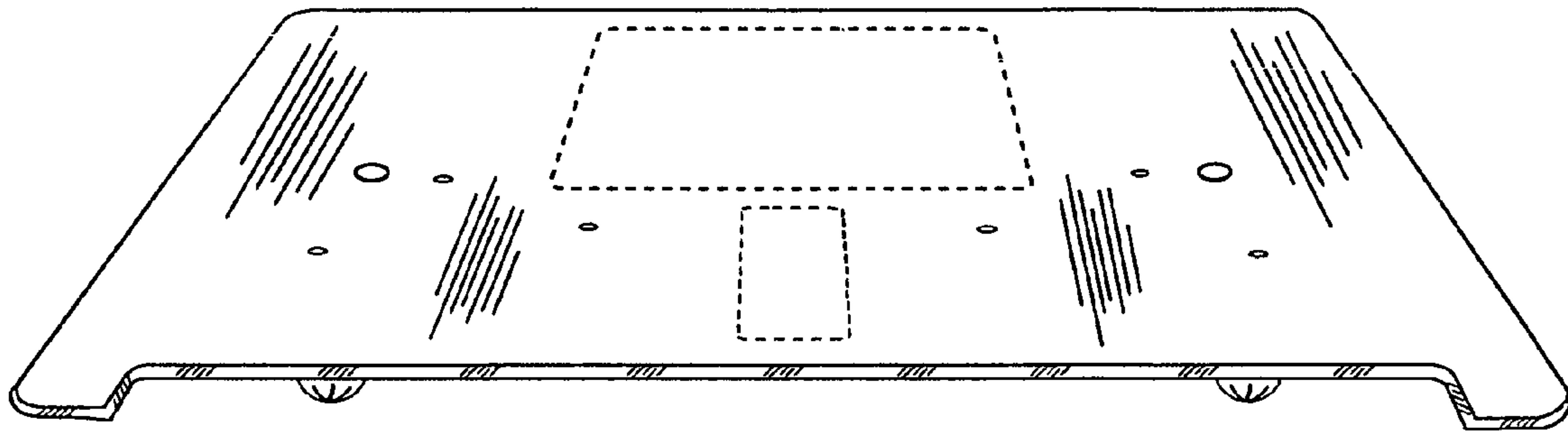


FIG. 1

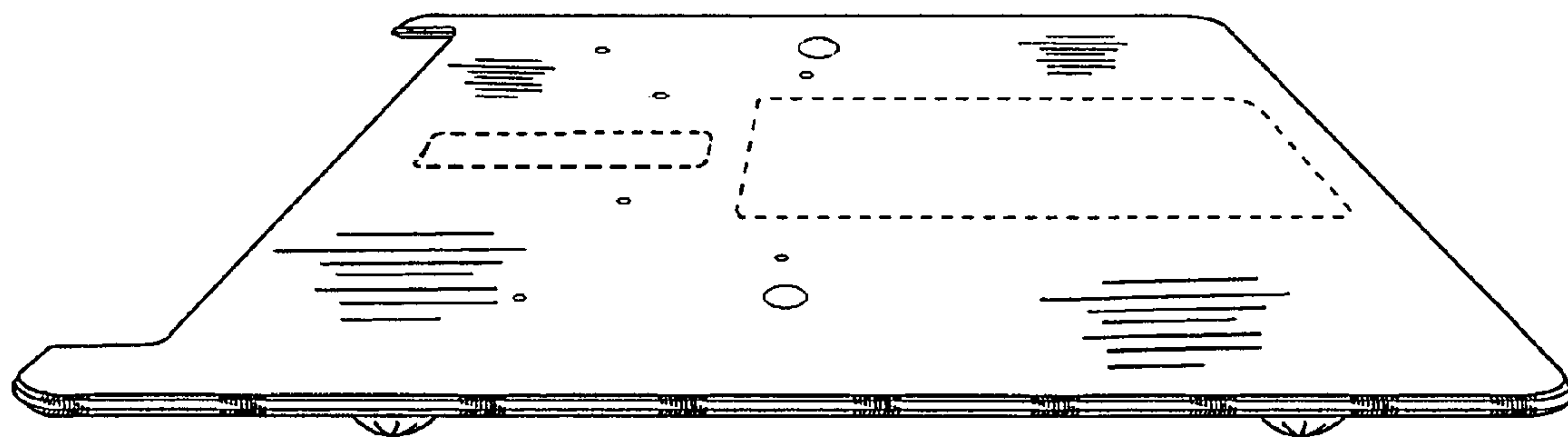


FIG. 2

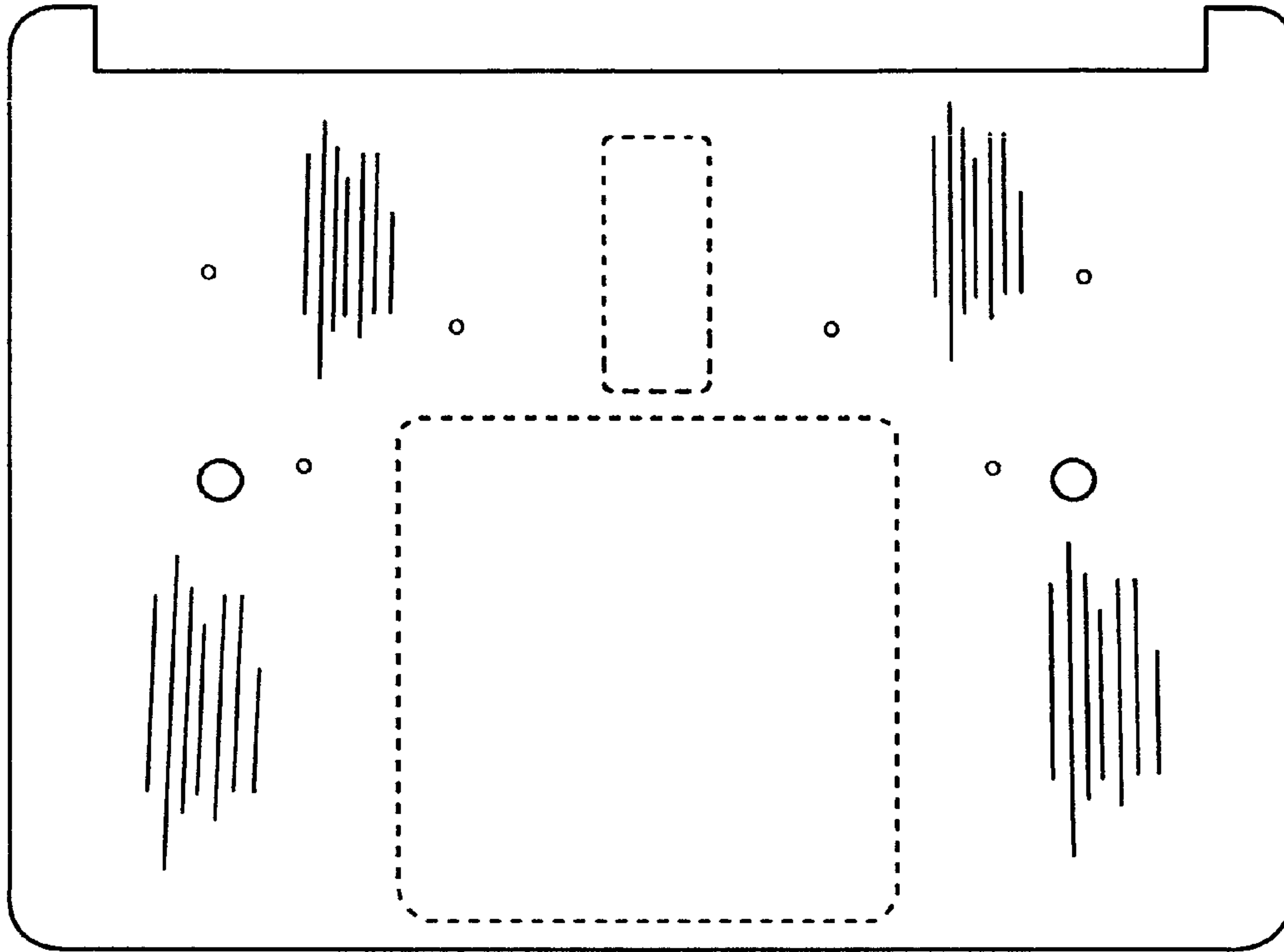


FIG. 3

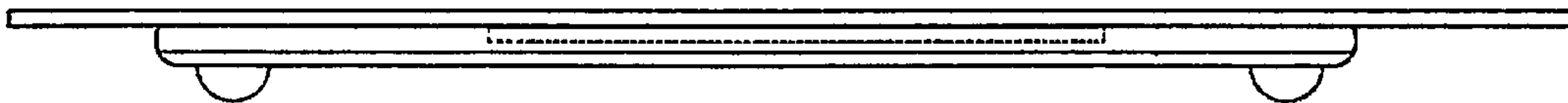


FIG. 4




FIG. 5




FIG. 6