



US00D686620S

(12) **United States Design Patent**  
**Chung**

(10) **Patent No.:** **US D686,620 S**

(45) **Date of Patent:** **\*\* Jul. 23, 2013**

(54) **PEN FOR PORTABLE ELECTRONIC DEVICE**

(71) Applicant: **Samsung Electronics Co., Ltd.,**  
Suwon-Si (KR)

(72) Inventor: **JaeWoong Chung,** Sunghnam-si (KR)

(73) Assignee: **Samsung Electronics Co., Ltd.,**  
Gyeonggi-do (KR)

(\*\*) Term: **14 Years**

(21) Appl. No.: **29/443,969**

(22) Filed: **Jan. 24, 2013**

(30) **Foreign Application Priority Data**

Aug. 28, 2012 (KR) ..... 30-2012-0041299

(51) **LOC (9) Cl.** ..... **14-02**

(52) **U.S. Cl.**  
USPC ..... **D14/411**

(58) **Field of Classification Search**  
USPC ..... D8/61; D14/411; D19/35, 36, 41-51,  
D19/54-58; 401/55, 99, 100, 104-107, 196,  
401/197, 202, 208, 209, 213, 192, 195, 243;  
708/107; 345/179, 173; 178/19.01; 700/94  
See application file for complete search history.

(56) **References Cited**

**U.S. PATENT DOCUMENTS**

D534,957 S \* 1/2007 de Baschmakoff ..... D19/51  
D588,638 S \* 3/2009 Busri ..... D19/36

D596,668 S \* 7/2009 Ehara et al. .... D19/55  
D611,476 S \* 3/2010 Busri ..... D14/411  
D629,846 S \* 12/2010 Losel ..... D19/50  
D630,220 S \* 1/2011 Zenri et al. .... D14/411  
D638,840 S \* 5/2011 Kamata et al. .... D14/411  
D663,301 S \* 7/2012 Lien ..... D14/411  
D670,700 S \* 11/2012 Halsinger et al. .... D14/411  
2008/0170048 A1 \* 7/2008 Hua ..... 345/179

\* cited by examiner

*Primary Examiner* — Austin Murphy

(74) *Attorney, Agent, or Firm* — Harness, Dickey & Pierce,  
P.L.C.

(57) **CLAIM**

I claim the ornamental design for a pen for portable electronic device, as shown.

**DESCRIPTION**

FIG. 1 is a front/right-side/top perspective view of a pen for portable electronic device showing our new design; FIG. 2 is a front-side elevational view thereof; FIG. 3 is a rear-side elevational view thereof; FIG. 4 is a left-side elevational view thereof; FIG. 5 is a right-side elevational view thereof; FIG. 6 is a top-side elevational view thereof; and, FIG. 7 is a bottom-side elevational view thereof.

**1 Claim, 6 Drawing Sheets**




FIG. 1




FIG. 2

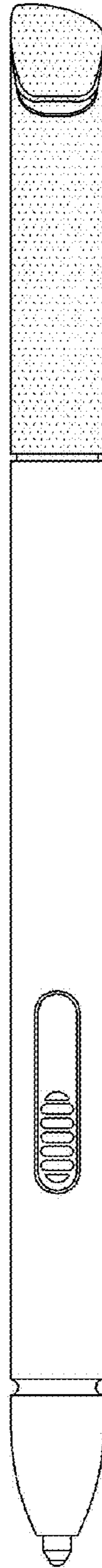


FIG. 3




FIG. 4

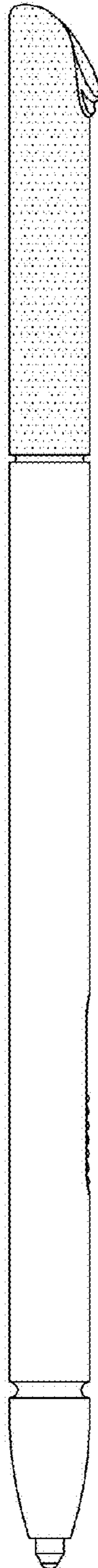
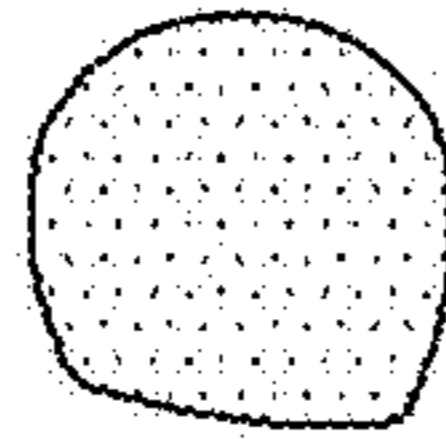


FIG. 5



**FIG. 6**



**FIG. 7**

