

US00D686577S

(12) **United States Design Patent**
Flagello

(10) **Patent No.:** **US D686,577 S**

(45) **Date of Patent:** **** Jul. 23, 2013**

(54) **ELECTRICAL RECEPTACLE HAVING USB PORTS**

(75) Inventor: **Victor P. Flagello**, New Fairfield, CT (US)

(73) Assignee: **Hubbell Incorporated**, Shelton, CT (US)

(**) Term: **14 Years**

(21) Appl. No.: **29/426,706**

(22) Filed: **Jul. 10, 2012**

(51) **LOC (9) Cl.** **13-03**

(52) **U.S. Cl.**
USPC **D13/152**

(58) **Field of Classification Search**
USPC D13/152, 164, 184, 137.1, 139.1, D13/153, 137.2, 133, 137.4, 139.7, 130, 128, D13/132, 138.2, 139.4, 139.8, 139.6, 123, D13/160, 107; 361/683; D9/416, 423
See application file for complete search history.

(56) **References Cited**

U.S. PATENT DOCUMENTS

D430,539 S *	9/2000	Leopold et al.	D13/139.3
D462,660 S *	9/2002	Huang et al.	D13/139.3
6,943,296 B2	9/2005	Perrella	
D531,121 S *	10/2006	Fort et al.	D13/139.3
D535,256 S *	1/2007	Fort et al.	D13/139.3
D536,305 S *	2/2007	Fort et al.	D13/139.6
D542,223 S *	5/2007	Bazayev et al.	D13/139.3
D545,272 S *	6/2007	Zhang et al.	D13/139.3
D558,676 S *	1/2008	Fort et al.	D13/139.3
D598,859 S *	8/2009	Vaccaro et al.	D13/139.3
D601,962 S *	10/2009	Song	D13/139.6
D604,873 S *	11/2009	Richter et al.	D26/26

7,887,341 B2	2/2011	Liao	
7,915,529 B2	3/2011	Crotinger	
7,973,237 B2	7/2011	Picard	
7,997,925 B2	8/2011	Lam	
8,011,937 B2	9/2011	Oddsens	
8,134,254 B2	3/2012	Makwinski	
D674,753 S *	1/2013	Jansen et al.	D13/139.1
2009/0315509 A1	12/2009	Wu	
2010/0007473 A1	1/2010	Fadell	
2011/0237119 A1	9/2011	Lee	

OTHER PUBLICATIONS

- <http://www.pilotmedia.us/wordpress/admin/features/rapid-usb-charger-ready-to-come-aboard/>.*
- <http://www.slashgear.com/truepower-outlet-packs-usb-ports-and-ac-for-just-9-95-0465164/>.*
- <http://www.virginiasweetpea.com/2013/01/how-to-add-a-usb-port-to-a-wall-outlet.html>.*

* cited by examiner

Primary Examiner — Robert M Spear

Assistant Examiner — Rhea Shields

(74) *Attorney, Agent, or Firm* — Marcus R. Mickney; Mark S. Bicks; Alfred N. Goodman

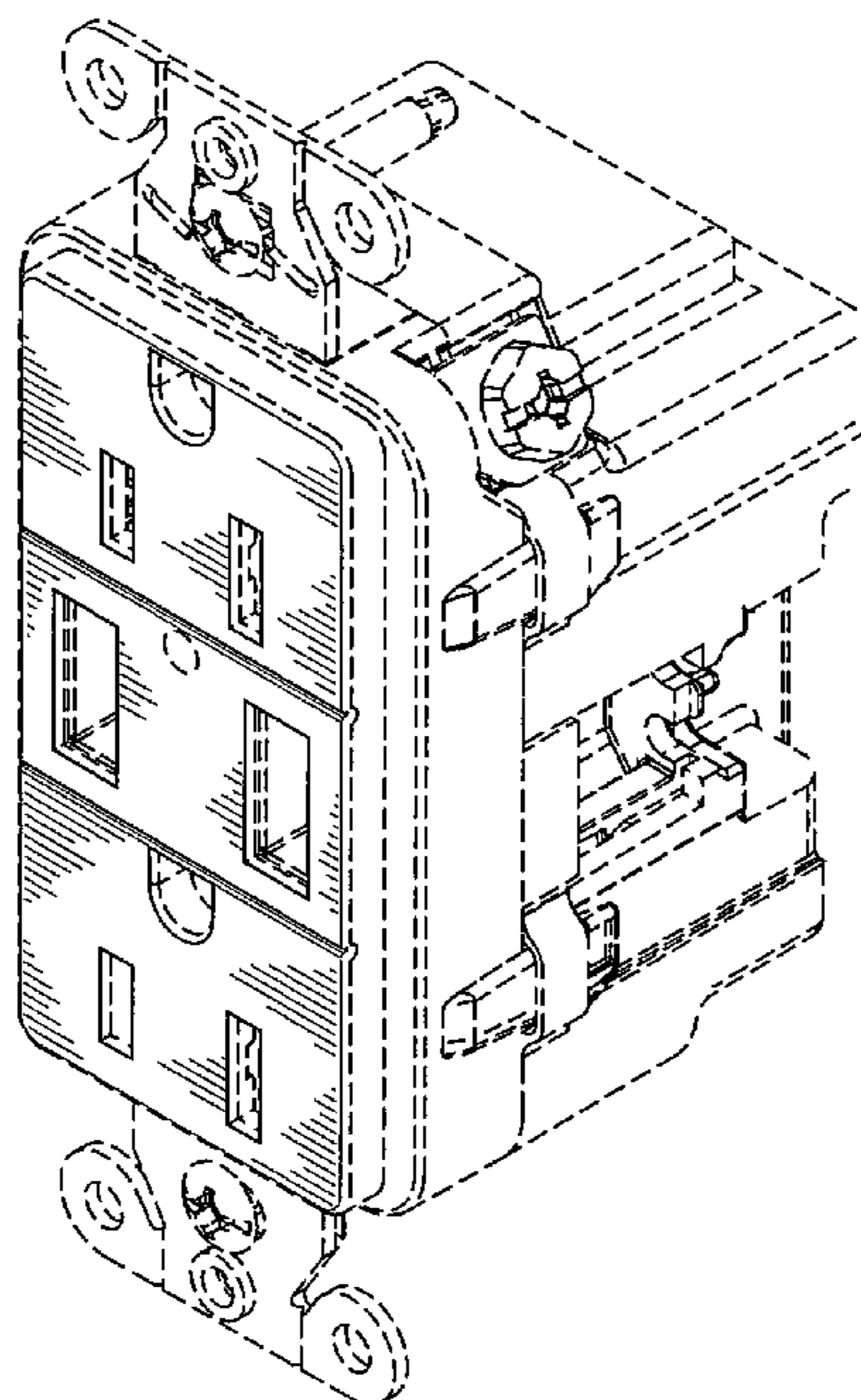
(57) **CLAIM**

The ornamental design for an electrical receptacle having USB ports, as shown and described.

DESCRIPTION

FIG. 1 is a front perspective view of an electrical receptacle having USB ports; and, FIG. 2 is a front elevational view of the electrical receptacle of FIG. 1. The dashed lines are intended for the purpose of illustrating environment and form no part of the claimed design.

1 Claim, 2 Drawing Sheets



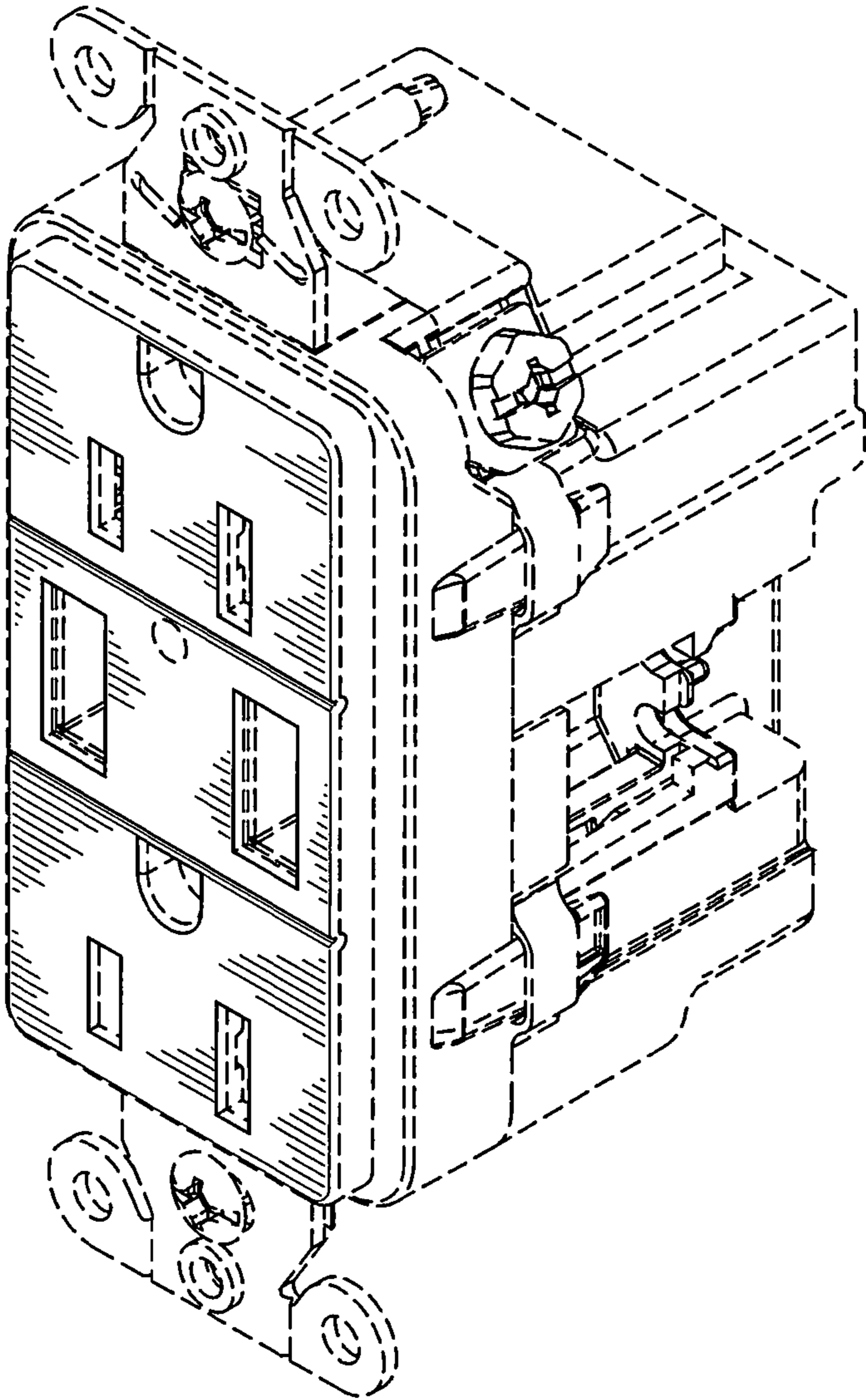


FIG. 1

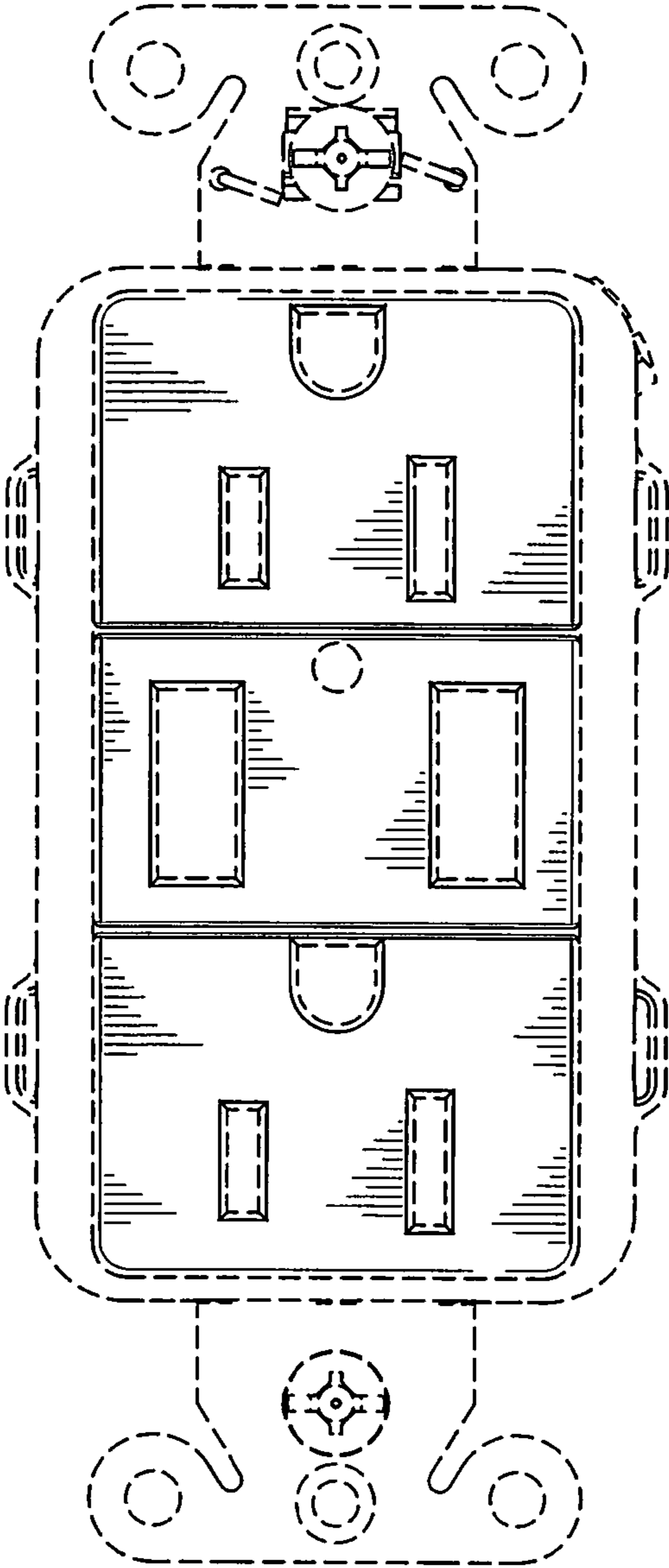


FIG. 2