



US00D686561S

(12) **United States Design Patent**
Lo

(10) **Patent No.:** **US D686,561 S**
(45) **Date of Patent:** **** Jul. 23, 2013**

(54) **TIRE**
(71) Applicant: **Tsai Jen Lo**, Chang-Hwa (TW)
(72) Inventor: **Tsai Jen Lo**, Chang-Hwa (TW)
(**) Term: **14 Years**
(21) Appl. No.: **29/439,962**

D466,474 S *	12/2002	Lo	D12/571
D466,861 S *	12/2002	Lo	D12/571
D521,925 S *	5/2006	Matsumura et al.	D12/536
D583,303 S *	12/2008	Sueishi	D12/536
D593,933 S *	6/2009	Sueishi	D12/536
D595,637 S *	7/2009	Sueishi	D12/536
D597,927 S *	8/2009	Sueishi	D12/536
D613,672 S *	4/2010	Larregain	D12/536
D648,260 S *	11/2011	Ishida	D12/536
D670,233 S *	11/2012	Hikita	D12/536

* cited by examiner

(22) Filed: **Dec. 18, 2012**
(51) **LOC (9) Cl.** **12-15**
(52) **U.S. Cl.**
USPC **D12/536**
(58) **Field of Classification Search**
USPC D12/507, 510-512, 534, 536, 539,
D12/542-544, 569, 571, 574, 577-579,
900-901; 152/209.1-209.9, 209.11-209.19,
152/209.21-209.28, 455
See application file for complete search history.

Primary Examiner — Stacia Cadmus
(74) *Attorney, Agent, or Firm* — Rosenberg, Klein & Lee

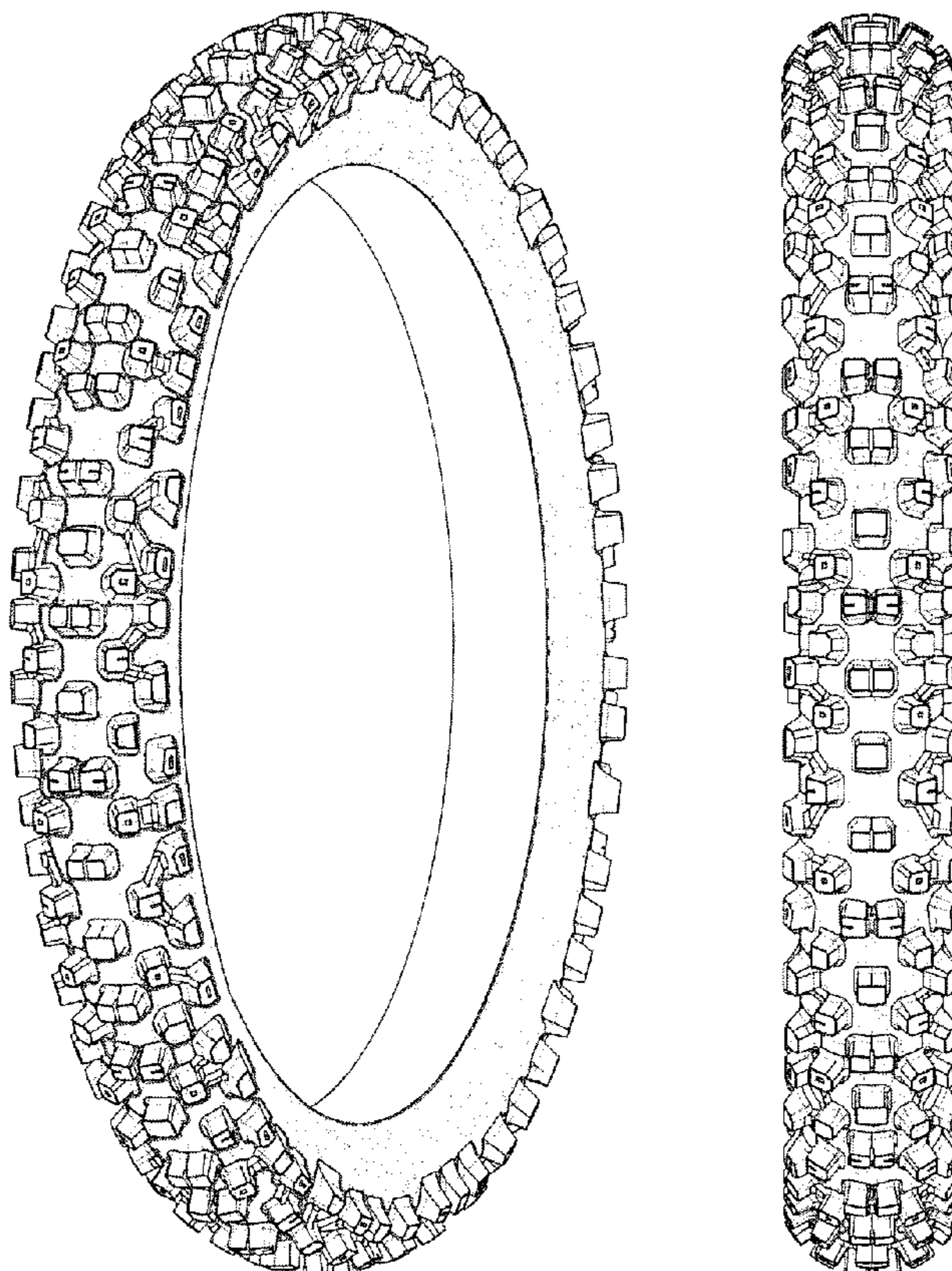
(57) **CLAIM**
What is claimed is the ornamental design for a tire, as shown and described.

DESCRIPTION

FIG. 1 is a front right top perspective view of a tire showing my new design;
FIG. 2 is a front elevational view thereof, the opposite side being a mirror image; and,
FIG. 3 is a right elevational view thereof, the opposite side being a mirror image.

(56) **References Cited**
U.S. PATENT DOCUMENTS
D268,662 S * 4/1983 Shirashoji D12/571
D284,460 S * 7/1986 Kojima et al. D12/571
D392,225 S * 3/1998 Lo D12/536

1 Claim, 3 Drawing Sheets



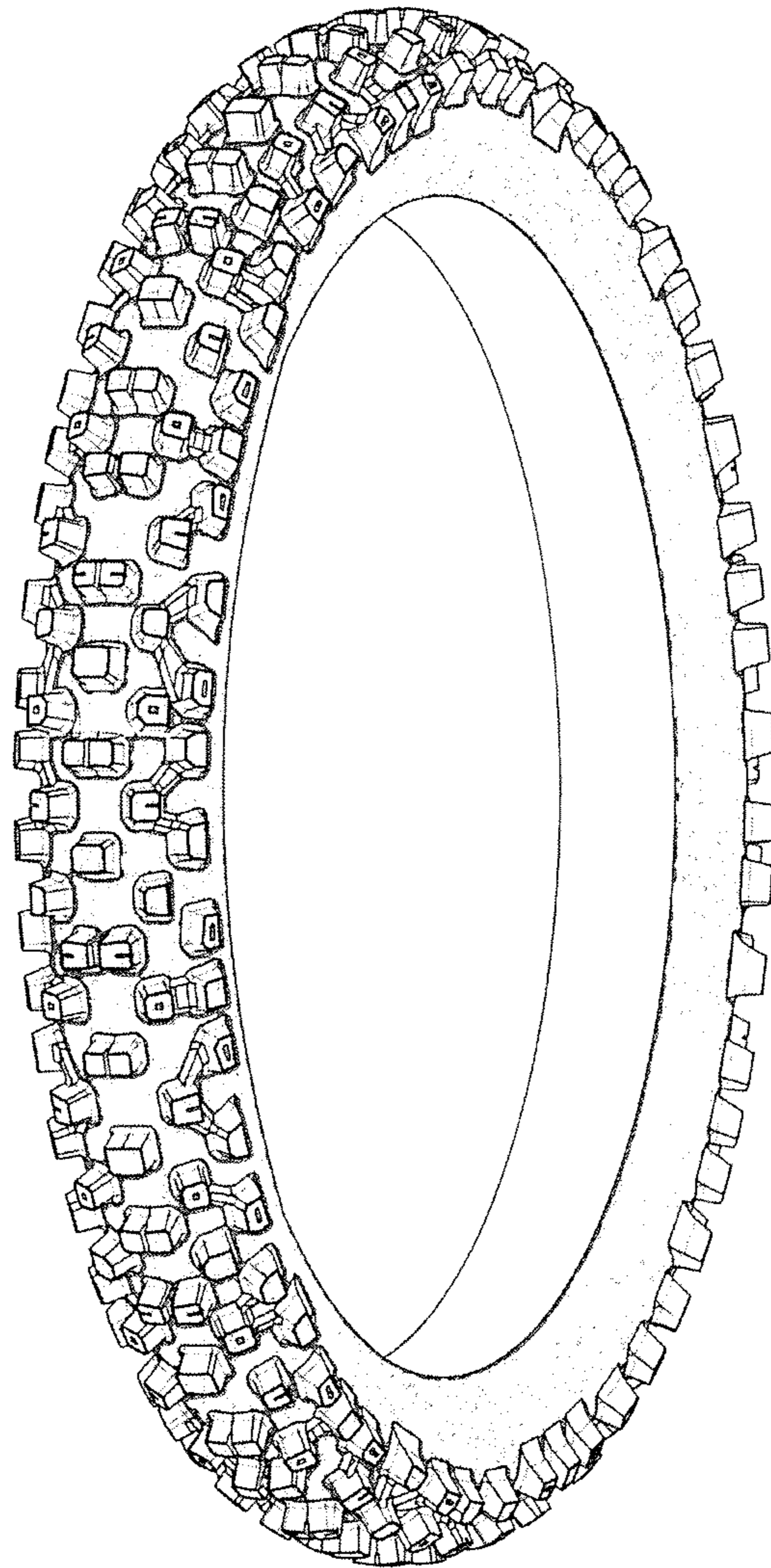


Fig. 1

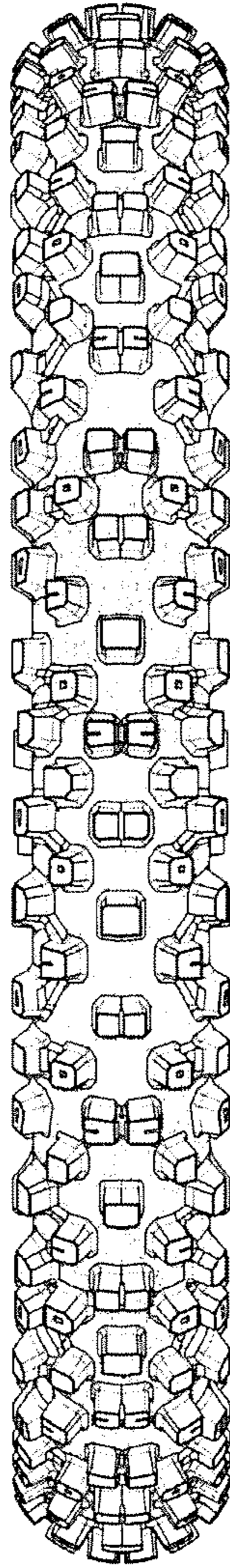


Fig. 2

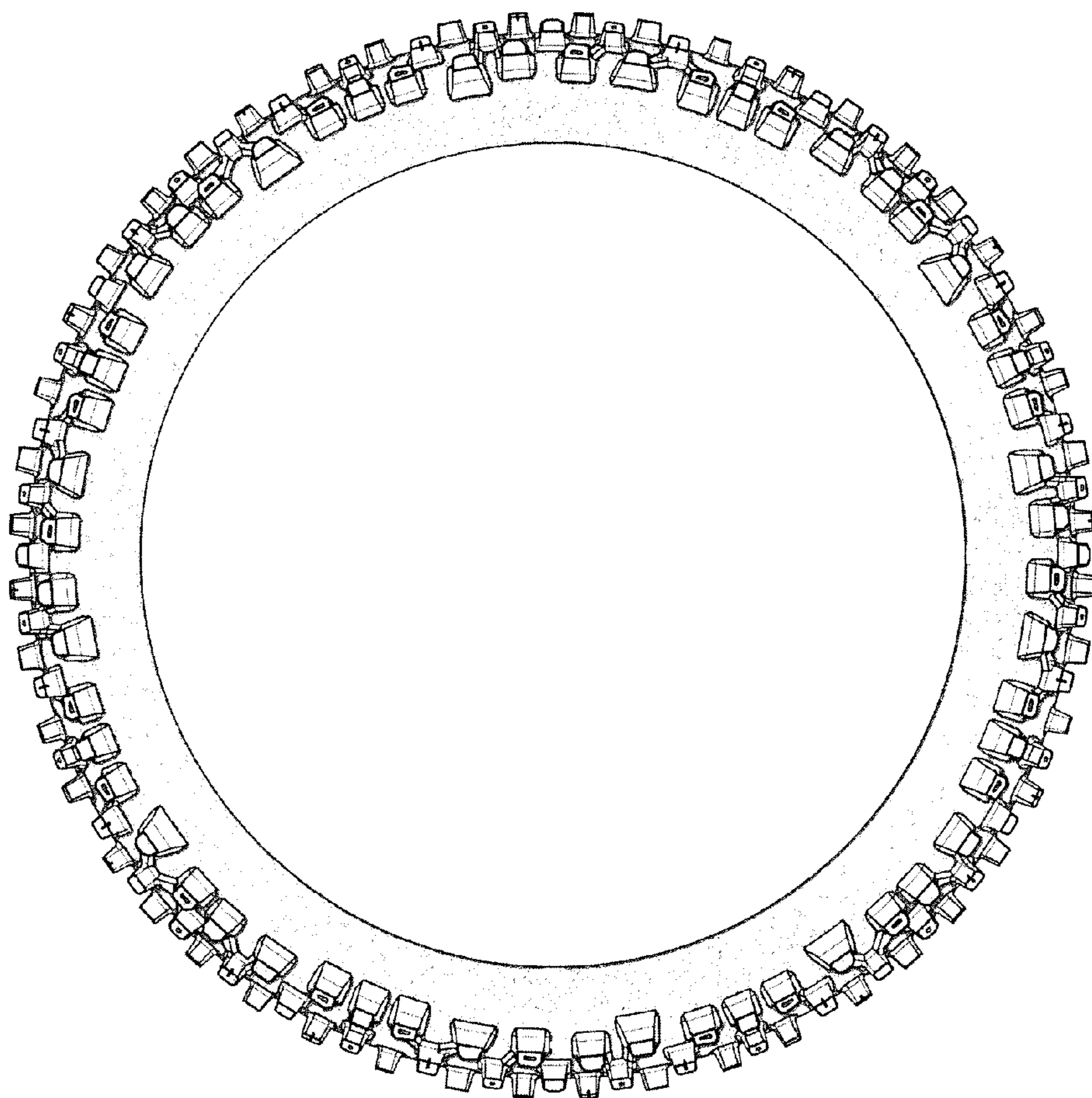


Fig. 3