

US00D686549S

(12) **United States Design Patent**
Ito

(10) **Patent No.:** **US D686,549 S**
(45) **Date of Patent:** **** Jul. 23, 2013**

(54) **SPOILER FOR AN AUTOMOBILE**

(75) Inventor: **Takanori Ito, Miyoshi (JP)**

(73) Assignees: **Toyota Jidosha Kabushiki Kaisha (JP);
Fuji Jukogyo Kabushiki Kaisha (JP)**

(**) Term: **14 Years**

(21) Appl. No.: **29/400,078**

(22) Filed: **Aug. 23, 2011**

(30) **Foreign Application Priority Data**

Feb. 28, 2011 (JP) 2011-004266

(51) **LOC (9) Cl.** **12-08**

(52) **U.S. Cl.**
USPC **D12/181**

(58) **Field of Classification Search**
USPC ... D12/181, 191, 196, 400, 190, 88; 280/727,
280/770, 848; 296/180.1-180.5, 91; 180/903
See application file for complete search history.

(56) **References Cited**

U.S. PATENT DOCUMENTS

3,455,594	A	*	7/1969	Mrlik et al.	296/180.5
D382,239	S	*	8/1997	Logan et al.	D12/184
D546,742	S	*	7/2007	Lai	D12/181
D547,707	S	*	7/2007	Kulla	D12/181
D548,660	S	*	8/2007	Jenkins	D12/196
D559,750	S	*	1/2008	Kulla	D12/181
D559,751	S	*	1/2008	Djordjevic	D12/181
D573,070	S	*	7/2008	Akasawa et al.	D12/181
D579,837	S	*	11/2008	Vanaria	D12/184
D595,187	S	*	6/2009	Schroeder et al.	D12/107

D597,456	S	*	8/2009	Kosaka	D12/181
D625,232	S	*	10/2010	Borkert	D12/181
2010/0123324	A1	*	5/2010	Shoup et al.	294/74

OTHER PUBLICATIONS

Mitsubishi, Mitsubishi Lancer Evolution X, Netcarshow.com, http://www.netcarshow.com/mitsubishi/2008-lancer_evolution_x/800x600/wallpaper_5d.htm, http://www.netcarshow.com/mitsubishi/2008-lancer_evolution_x/800x600/wallpaper_61.htm, available at least as early as Nov. 1, 2008.

Subaru Impresa, Subaru Impresa WRX STI 4 Door, Car Watch, http://car.watch.impress.co.jp/docs/news/20100701_377420.html, <http://car.watch.impress.co.jp/img/car/docs/377/420/html/sti06.jpg.html>, <http://car.watch.impress.co.jp/img/car/docs/377/420/html/sti01.jpg.html>, Jul. 1, 2010.

* cited by examiner

Primary Examiner — Katrina A Betton

(74) *Attorney, Agent, or Firm* — Saidman DesignLaw Group

(57) **CLAIM**

The ornamental design for a spoiler for an automobile, as shown and described.

DESCRIPTION

FIG. 1 is a perspective view of a spoiler for an automobile showing my new design;

FIG. 2 is a front view thereof;

FIG. 3 is a rear view thereof;

FIG. 4 is a top view thereof;

FIG. 5 is a bottom view thereof;

FIG. 6 is a left side view thereof; and,

FIG. 7 is a right side view thereof.

1 Claim, 2 Drawing Sheets






FIG. 1



FIG. 2



FIG. 3




FIG. 4




FIG. 5

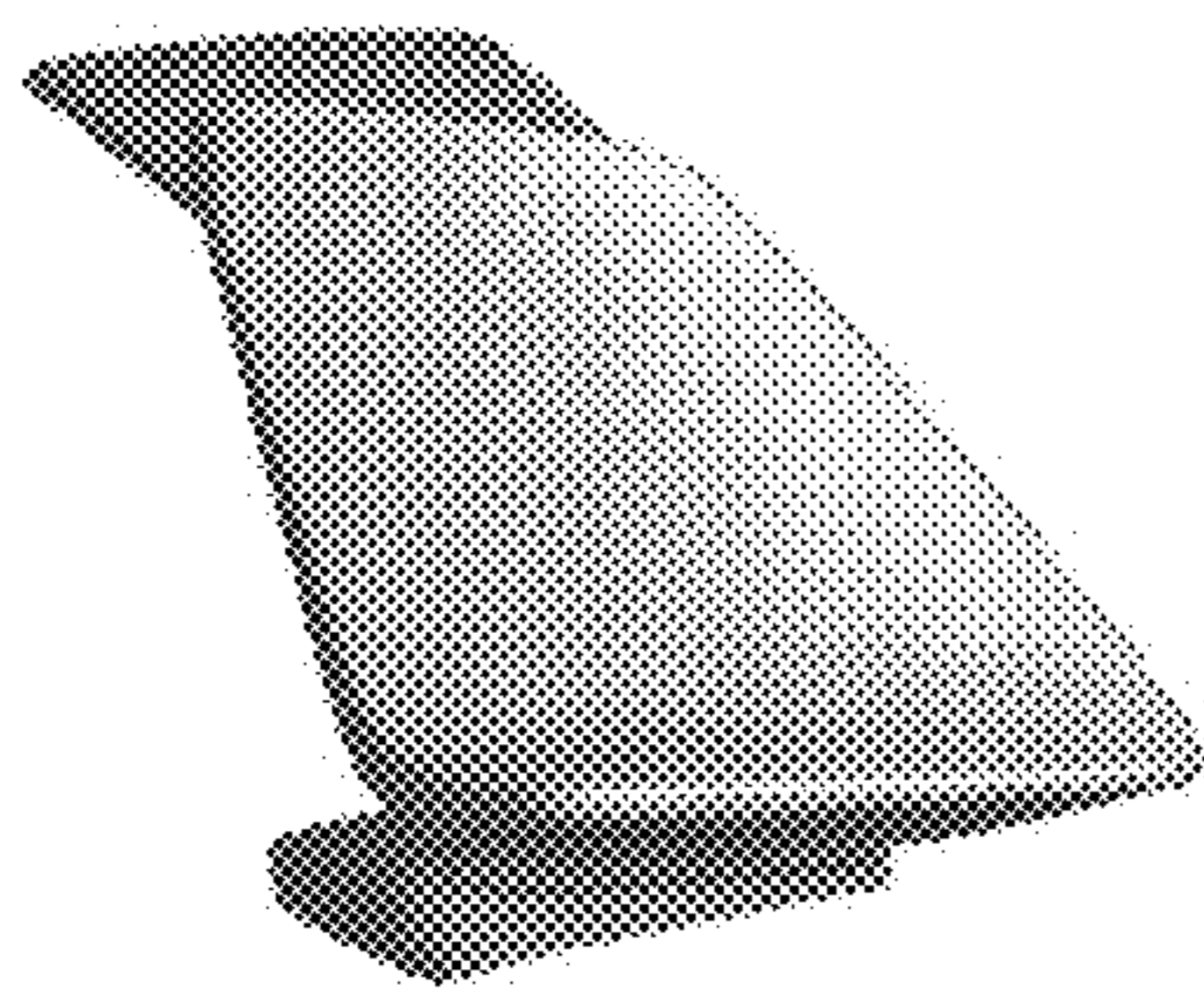


FIG. 6

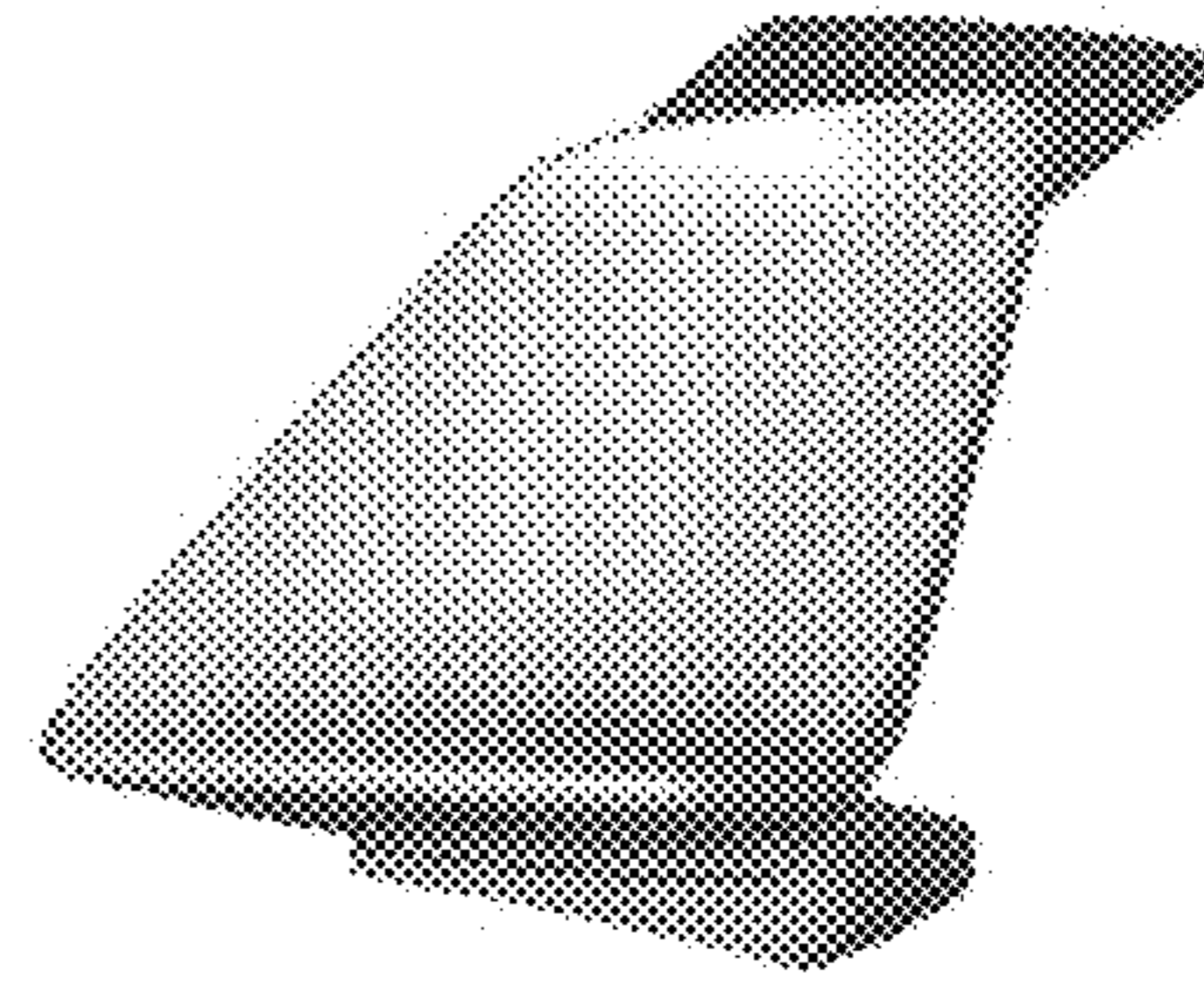


FIG. 7