



US00D686537S

(12) **United States Design Patent**
Griner

(10) **Patent No.:** **US D686,537 S**

(45) **Date of Patent:** **** Jul. 23, 2013**

(54) **VEHICLE**

(71) Applicant: **James Robert Griner**, Tallahassee, FL
(US)

(72) Inventor: **James Robert Griner**, Tallahassee, FL
(US)

(**) Term: **14 Years**

(21) Appl. No.: **29/437,249**

(22) Filed: **Nov. 14, 2012**

(51) **LOC (9) Cl.** **12-11**

(52) **U.S. Cl.**
USPC **D12/107; D12/110**

(58) **Field of Classification Search**
USPC D12/107, 110, 85, 86; 180/210–217,
180/219, 220
See application file for complete search history.

(56) **References Cited**

U.S. PATENT DOCUMENTS

D276,328 S *	11/1984	Ishiyama	D12/110
D292,565 S *	11/1987	Badsey	D12/85
D449,018 S *	10/2001	Musser	D12/85
D469,037 S *	1/2003	Hanagan et al.	D12/85
D469,386 S *	1/2003	Hanagan et al.	D12/85

D529,841 S *	10/2006	Vey	D12/110
D547,701 S *	7/2007	Vey	D12/110
D589,844 S *	4/2009	Aube et al.	D12/85
2012/0241237 A1 *	9/2012	Holroyd et al.	180/210

* cited by examiner

Primary Examiner — Susan M Lee

Assistant Examiner — Linda G Brooks

(74) *Attorney, Agent, or Firm* — QuickPatents; Kevin Prince

(57) **CLAIM**


I claim the ornamental design for a vehicle, as shown and described.

DESCRIPTION

FIG. 1 is a perspective view of a vehicle, showing my new design;
FIG. 2 is a front elevational view thereof;
FIG. 3 is a rear elevational view thereof;
FIG. 4 is a right-side elevational view thereof;
FIG. 5 is a left-side elevational view thereof; and,
FIG. 6 is a top plan view thereof.

The broken lines showing engine and suspension components in the figures depict environmental matter and form no part of the claimed design. The bottom plan view forms no part of the claimed design.

1 Claim, 3 Drawing Sheets






FIG. 1

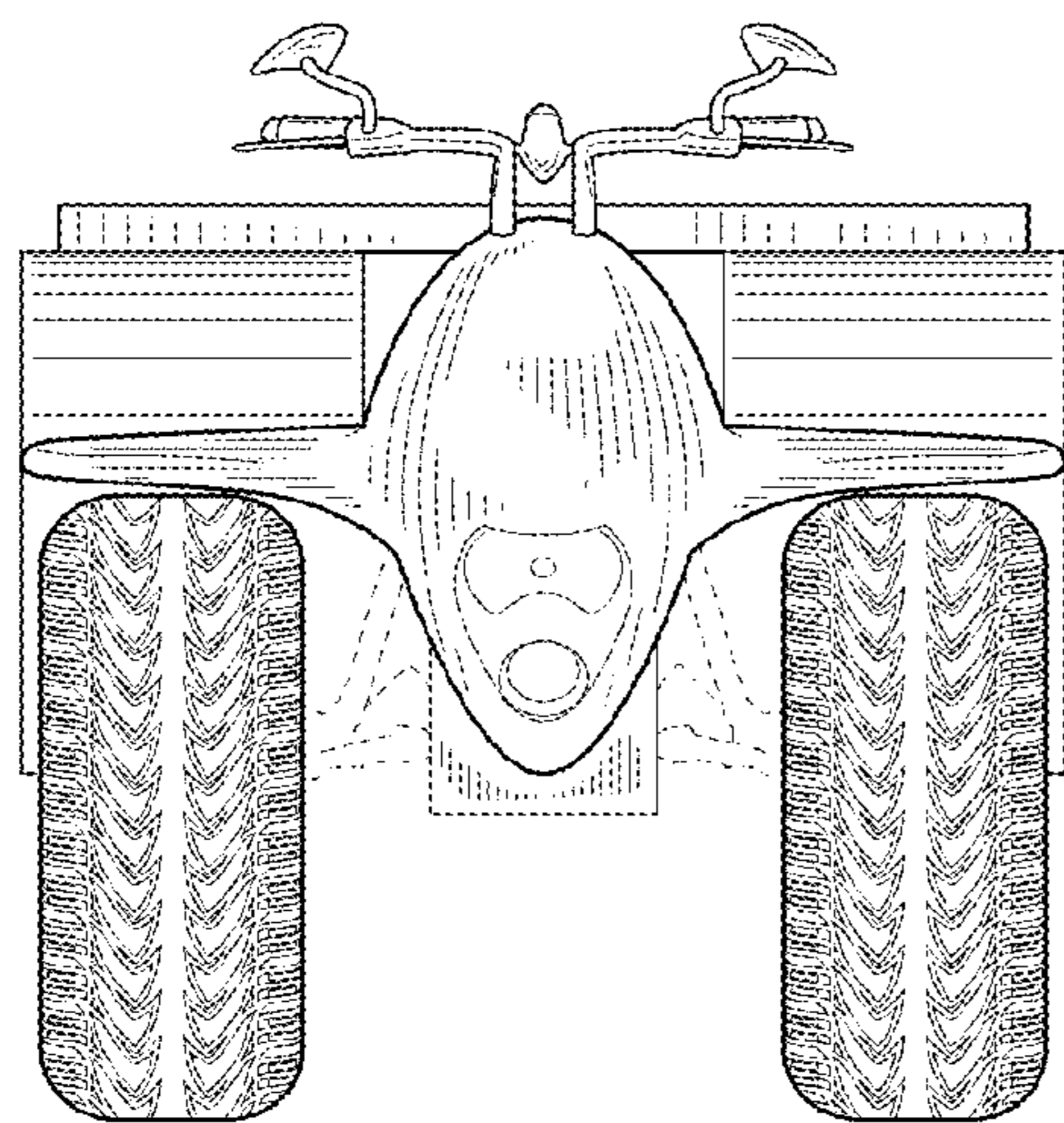


FIG. 2

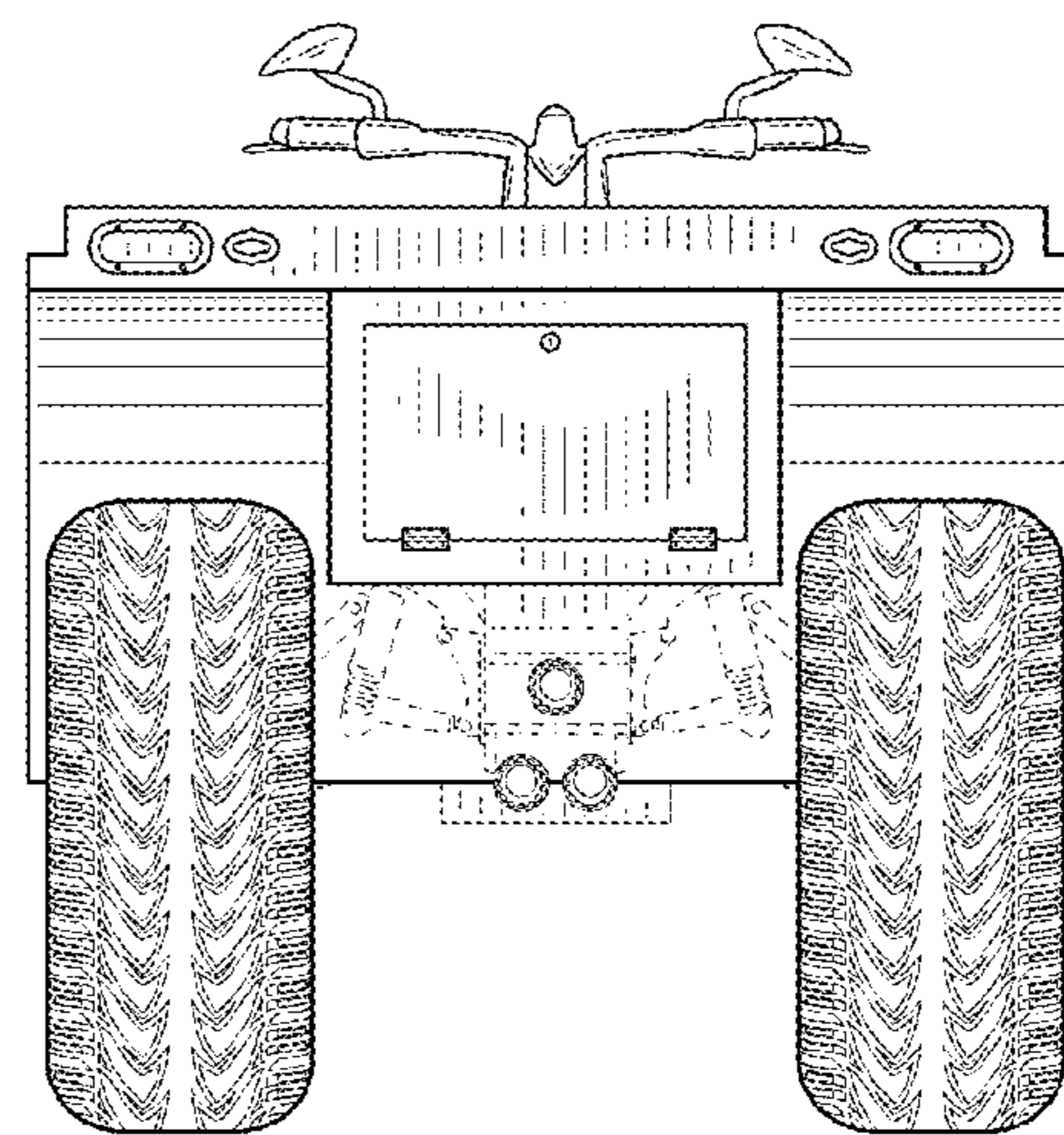


FIG. 3

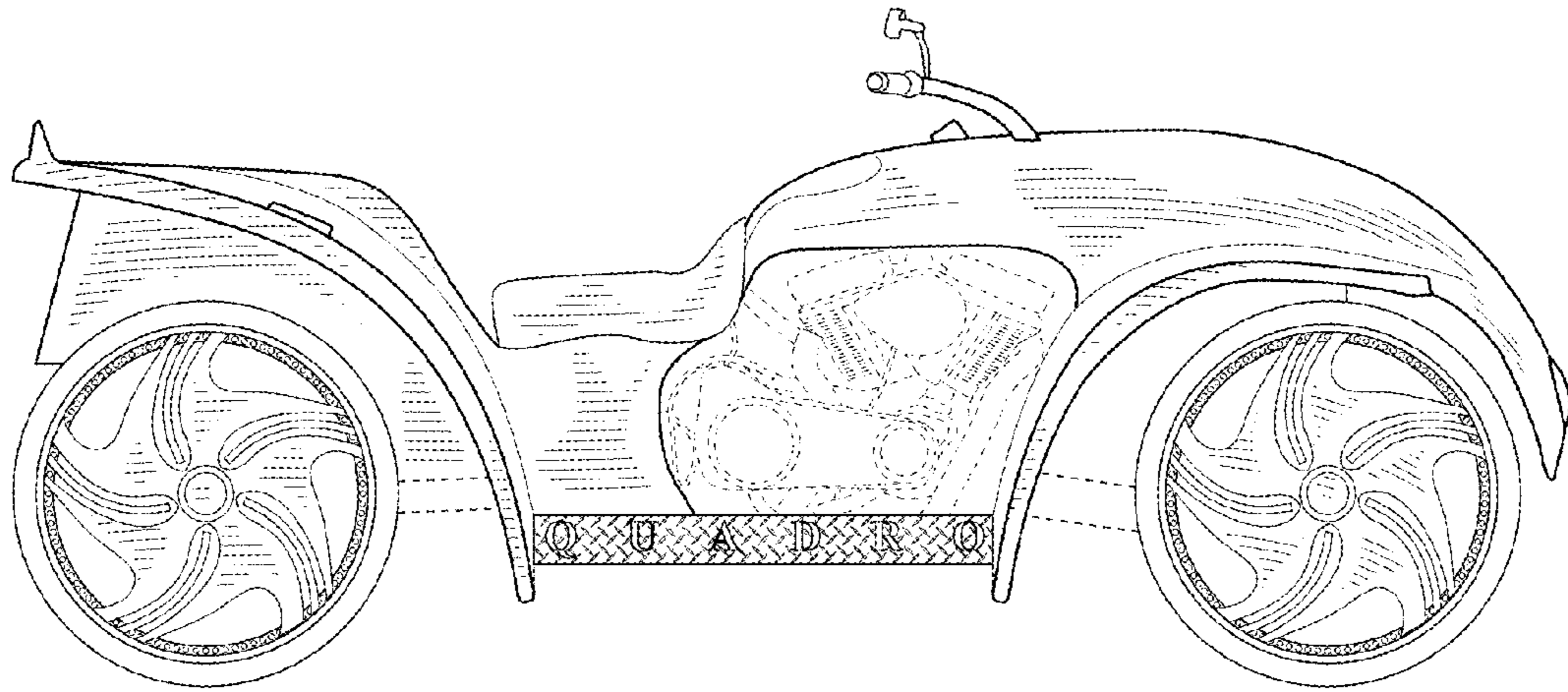


FIG. 4

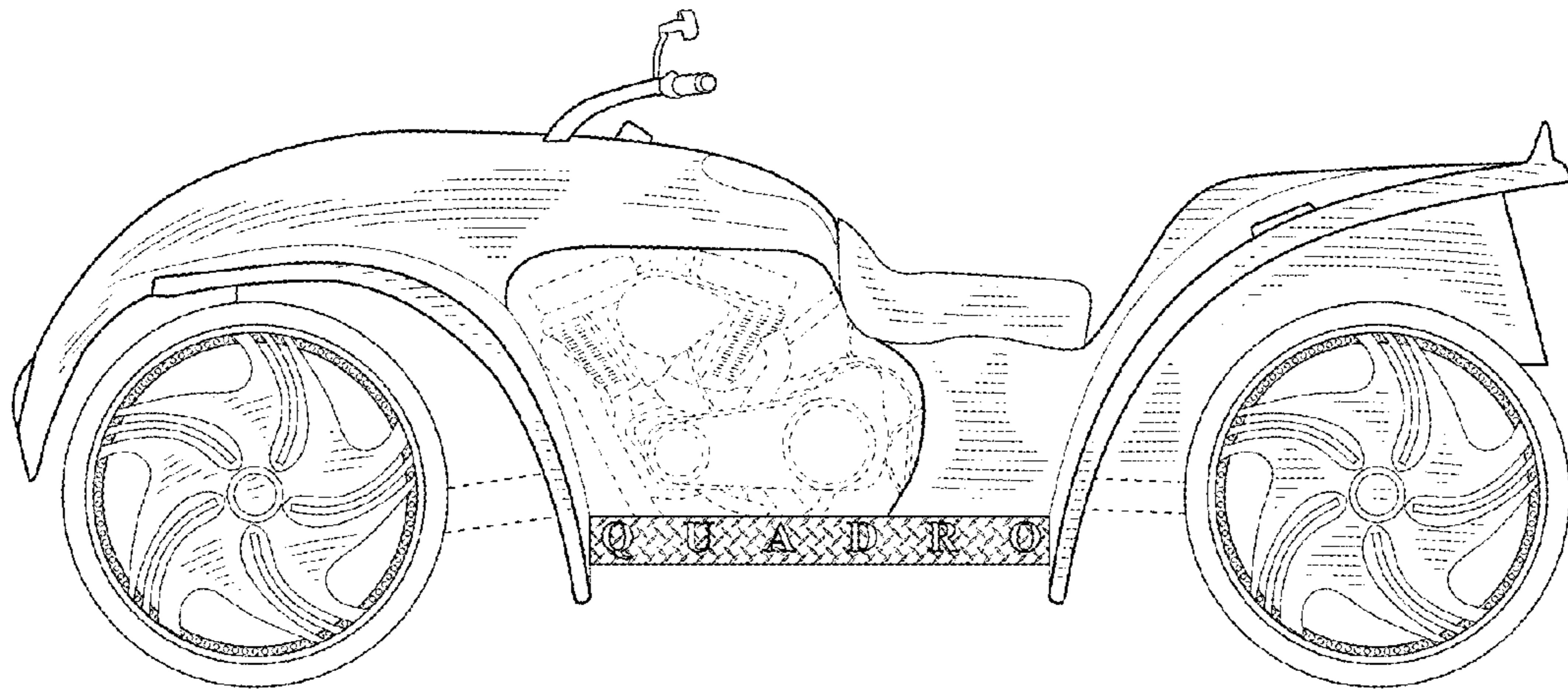


FIG. 5

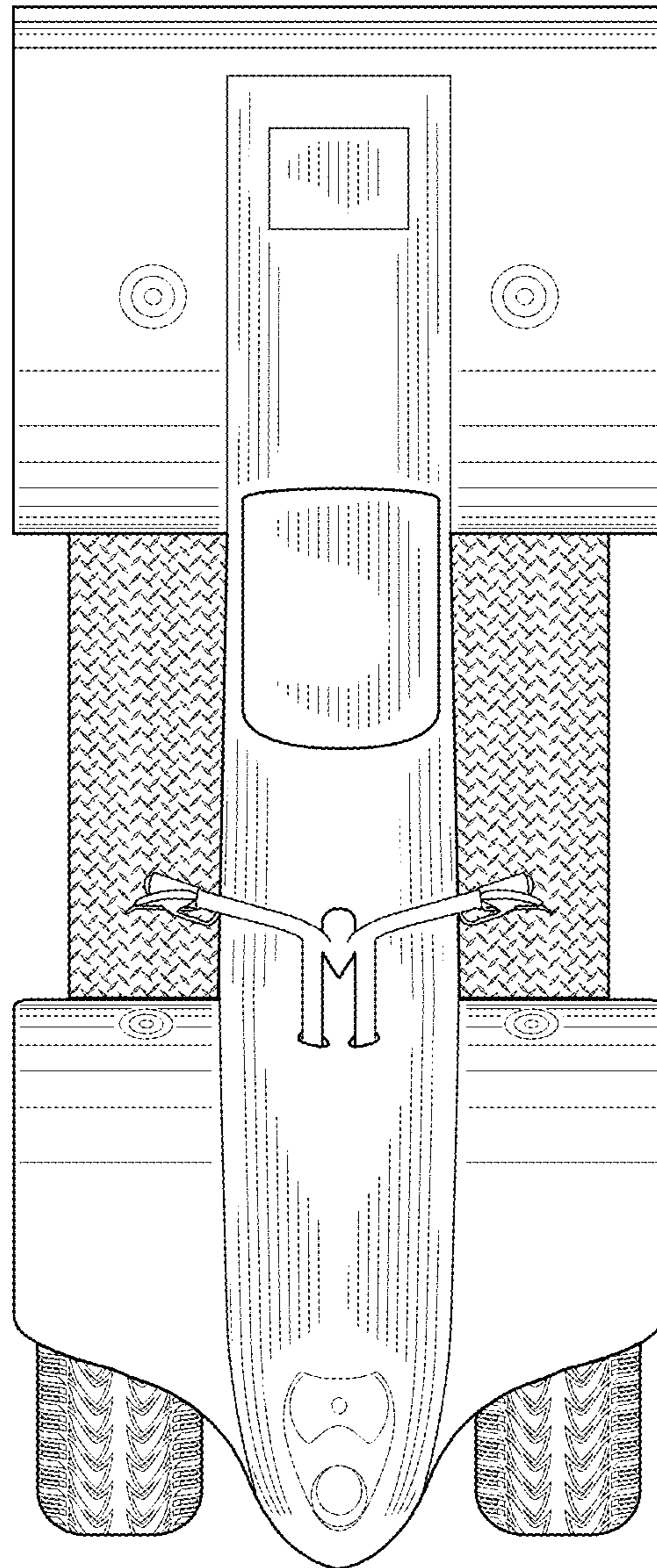


FIG. 6