



US00D686536S

(12) **United States Design Patent**  
**McCabe et al.**

(10) **Patent No.:** **US D686,536 S**

(45) **Date of Patent:** **\*\* Jul. 23, 2013**

(54) **VEHICLE BODY**

D644,567 S \* 9/2011 Kozub ..... D12/92  
D646,205 S \* 10/2011 Bittner et al. .... D12/92  
D668,182 S \* 10/2012 Barba Franco et al. .... D12/92

(75) Inventors: **Steven M. McCabe**, Harper Woods, MI (US); **Jeasoo Kim**, Troy, MI (US); **Samuel Zhao**, Sterling Heights, MI (US)

(73) Assignee: **GM Global Technology Operations LLC**, Detroit, MI (US)

(\*\*) Term: **14 Years**

(21) Appl. No.: **29/414,260**

(22) Filed: **Feb. 27, 2012**

(51) **LOC (9) Cl.** ..... **12-08**

(52) **U.S. Cl.**  
USPC ..... **D12/92**

(58) **Field of Classification Search**  
USPC ..... D12/86, 90-92, 88; D21/424, 433, D21/434; 296/181.1, 181.5  
See application file for complete search history.

(56) **References Cited**

**U.S. PATENT DOCUMENTS**

D592,105 S	5/2009	Dean et al.	
D597,447 S	8/2009	Folden	
D603,755 S	11/2009	Peters	
D605,082 S	12/2009	Munson	
D609,608 S	2/2010	Boniface et al.	
D611,387 S	3/2010	Thompson et al.	
D615,458 S	5/2010	Thompson et al.	
D623,090 S	9/2010	Cox et al.	
D626,456 S	* 11/2010	Miyata et al.	D12/92
D626,457 S	* 11/2010	Lian et al.	D12/92
D628,939 S	* 12/2010	Komuro	D12/92
D630,557 S	* 1/2011	Eum	D12/92

**OTHER PUBLICATIONS**

Design U.S. Appl. No. 29/392,615, filed May 24, 2011; First Named Inventor: Carlos M. Barba Franco; Title: Vehicle Body.  
Design U.S. Appl. No. 29/407,580, filed Nov. 30, 2011; First Named Inventor: Robert J. Munson; Title: Vehicle Body.  
Design U.S. Appl. No. 29/409,092, filed Dec. 20, 2011; First Named Inventor: Nicholas J. David; Title: Vehicle Body.  
Design U.S. Appl. No. 29/413,221, filed Feb. 13, 2012; First Named Inventor: Joseph C. Baker; Title: Vehicle Body.

\* cited by examiner

*Primary Examiner* — Melody Brown

(74) *Attorney, Agent, or Firm* — Reising Ethington P.C.; Lionel D. Anderson


(57) **CLAIM**

The ornamental design for a vehicle body, as shown and described.

**DESCRIPTION**

FIG. 1 is a front view of a vehicle body;  
FIG. 2 is a perspective view of the vehicle body;  
FIG. 3 is a top side view of the vehicle body;  
FIG. 4 is a right side view of the vehicle body;  
FIG. 5 is left side view of the vehicle body;  
FIG. 6 is another perspective view of the vehicle body; and,  
FIG. 7 is a rear view of the vehicle body.  
In the drawings, the portions shown by broken lines form no part of the claimed design.

**1 Claim, 7 Drawing Sheets**






Fig-1




Fig-2

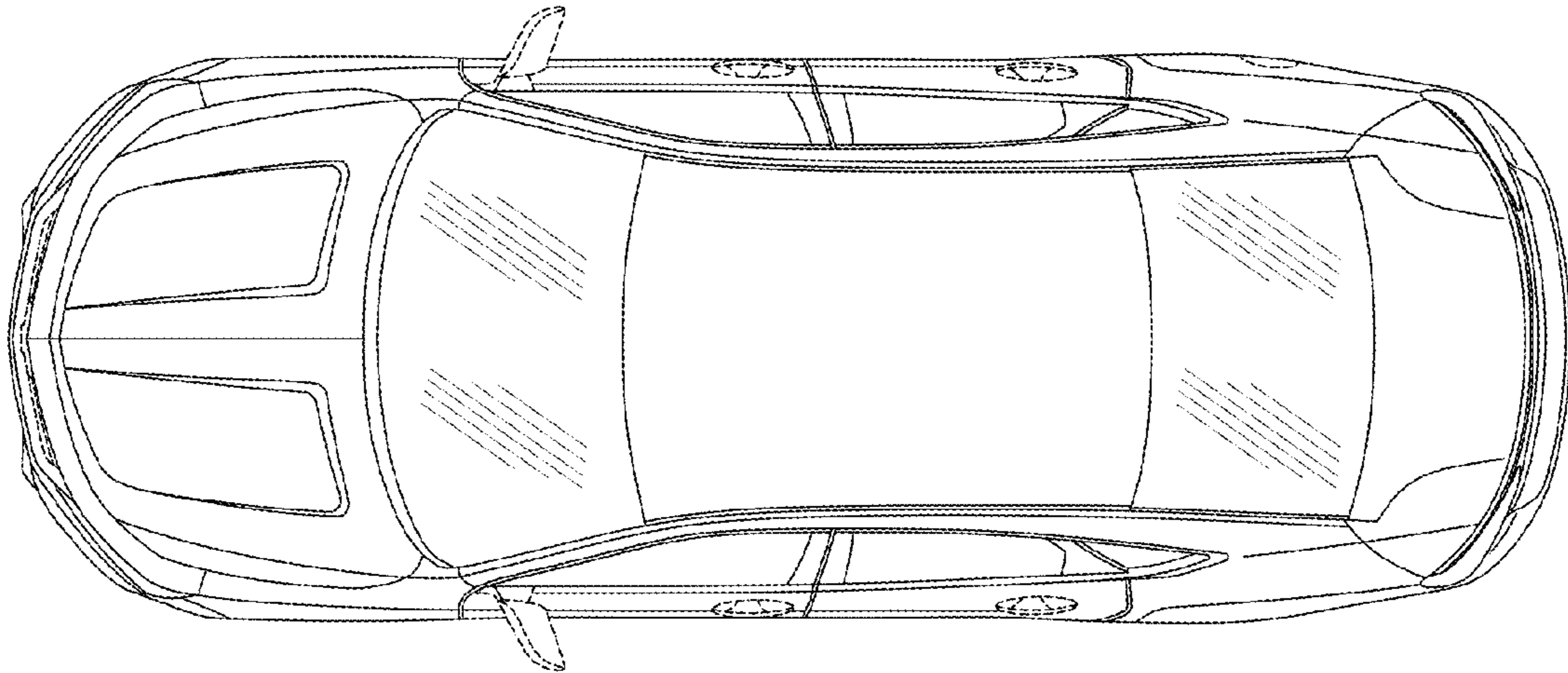


Fig-3

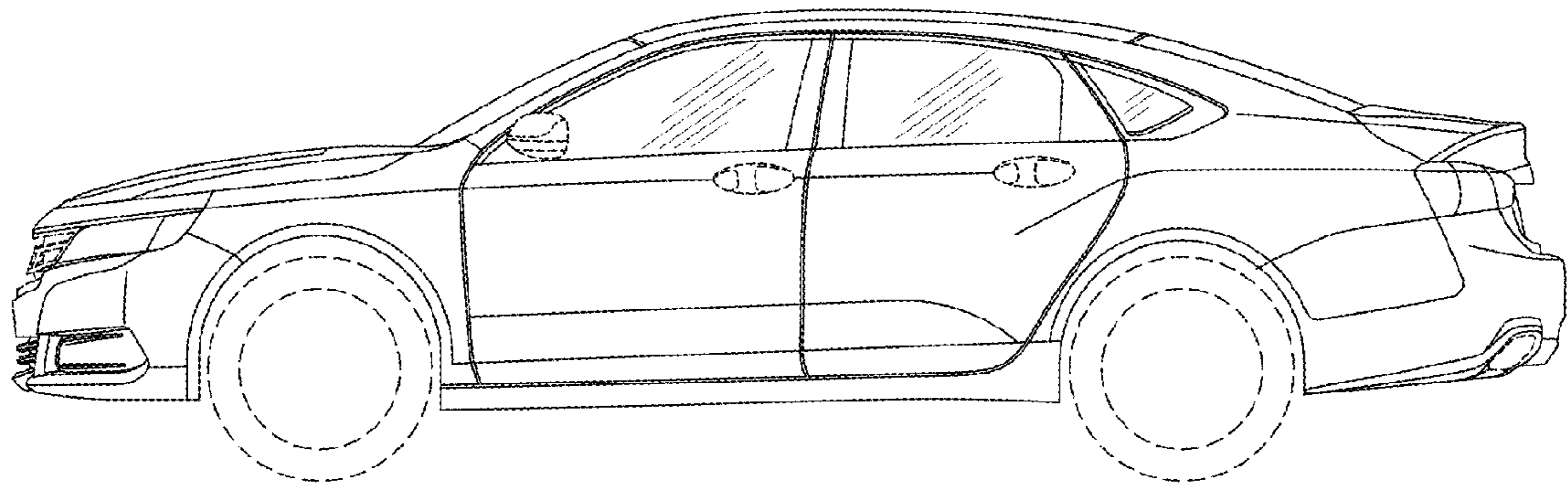


Fig-4

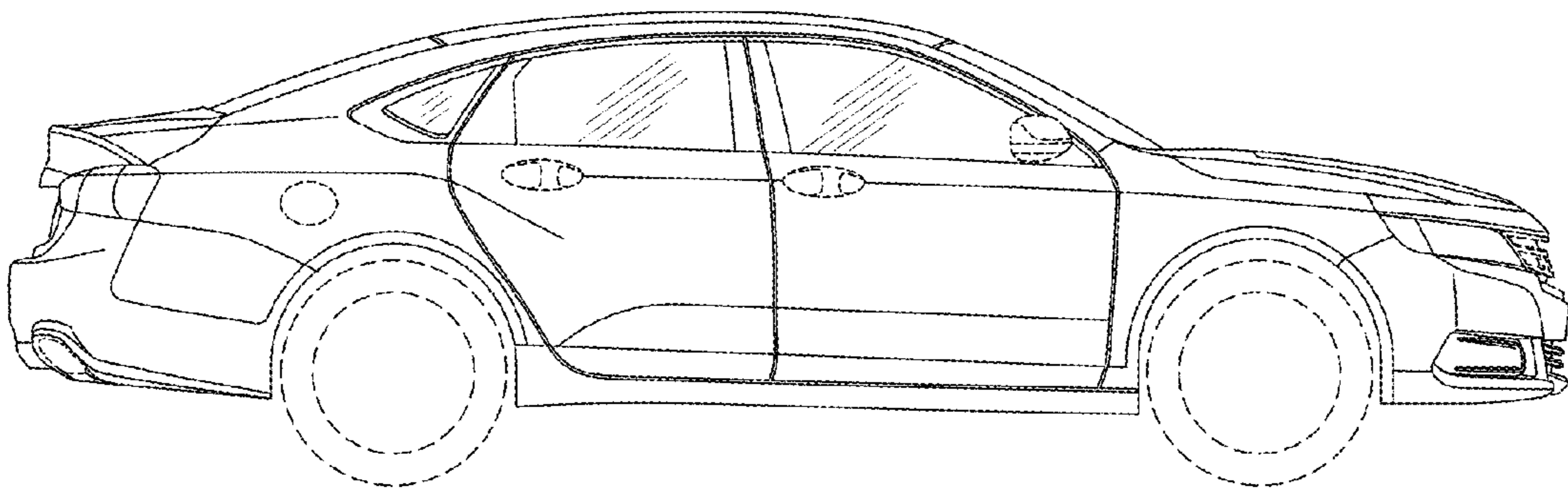


Fig-5




Fig-6




Fig-7