



US00D686534S

(12) **United States Design Patent**
Weil

(10) **Patent No.:** **US D686,534 S**

(45) **Date of Patent:** **** Jul. 23, 2013**

(54) **VEHICLE, TOY, AND/OR REPLICAS THEREOF**

(75) Inventor: **Christopher Weil**, Munich (DE)

(73) Assignee: **Bayerische Motoren Werke Aktiengesellschaft**, Munich (DE)

(**) Term: **14 Years**

(21) Appl. No.: **29/412,809**

(22) Filed: **Feb. 8, 2012**

(30) **Foreign Application Priority Data**

Aug. 9, 2011 (DE) 402011003968

(51) **LOC (9) Cl.** **12-08**

(52) **U.S. Cl.**
USPC **D12/92**

(58) **Field of Classification Search**
USPC D12/86, 90-92; D21/424, 433, 434;
296/181.1, 181.5

See application file for complete search history.

(56) **References Cited**

U.S. PATENT DOCUMENTS

D514,985 S	2/2006	Nagashima	
D605,085 S *	12/2009	Weil	D12/92
D620,843 S	8/2010	Froehlich	
D638,753 S *	5/2011	Faghihzadeh	D12/92
D638,754 S *	5/2011	Faghihzadeh	D12/92
D639,209 S *	6/2011	Faghihzadeh	D12/92

FOREIGN PATENT DOCUMENTS

EM	000252523-0001	2/2005
EM	001643164-0001	10/2010

* cited by examiner

Primary Examiner — Melody Brown

(74) *Attorney, Agent, or Firm* — Crowell & Moring LLP

(57) **CLAIM**

The ornamental design for a vehicle, toy, and/or replicas thereof, as shown and described.

DESCRIPTION

This application contains subject matter related to the following co-pending U.S. design patent applications:

Application Ser. No. 29/412,814, filed herewith and entitled “Vehicle, Toy, and/or Replicas Thereof”;

Application Ser. No. 29/412,803, filed herewith and entitled “Headlight for a Vehicle”;

Application Ser. No. 29/412,805, filed herewith and entitled “Headlight for a Vehicle”;

Application Ser. No. 29/412,806, filed herewith and entitled “Headlight for a Vehicle”;

Application Ser. No. 29/412,807, filed herewith and entitled “Taillight for a Vehicle”;

Application Ser. No. 29/412,808, filed herewith and entitled “Taillight for a Vehicle”;

Application Ser. No. 29/412,810, filed herewith and entitled “Hood for a Vehicle”;

Application Ser. No. 29/412,811, filed herewith and entitled “Front Bumper for a Vehicle”;

Application Ser. No. 29/412,812, filed herewith and entitled “Front Fender for a Vehicle”;

Application Ser. No. 29/412,813, filed herewith and entitled “Radiator Grill for a Vehicle”.

FIG. 1 is a front, left perspective view of a vehicle, toy, and/or replicas thereof according to my design;

FIG. 2 is a left, rear perspective view thereof;

FIG. 3 is a left side view thereof;

FIG. 4 is a right side view thereof;


FIG. 5 is a front view thereof;

FIG. 6 is a rear view thereof; and,

FIG. 7 is a top view thereof.

The broken lines are for illustrative purposes only and form no part of the claimed design.

1 Claim, 6 Drawing Sheets



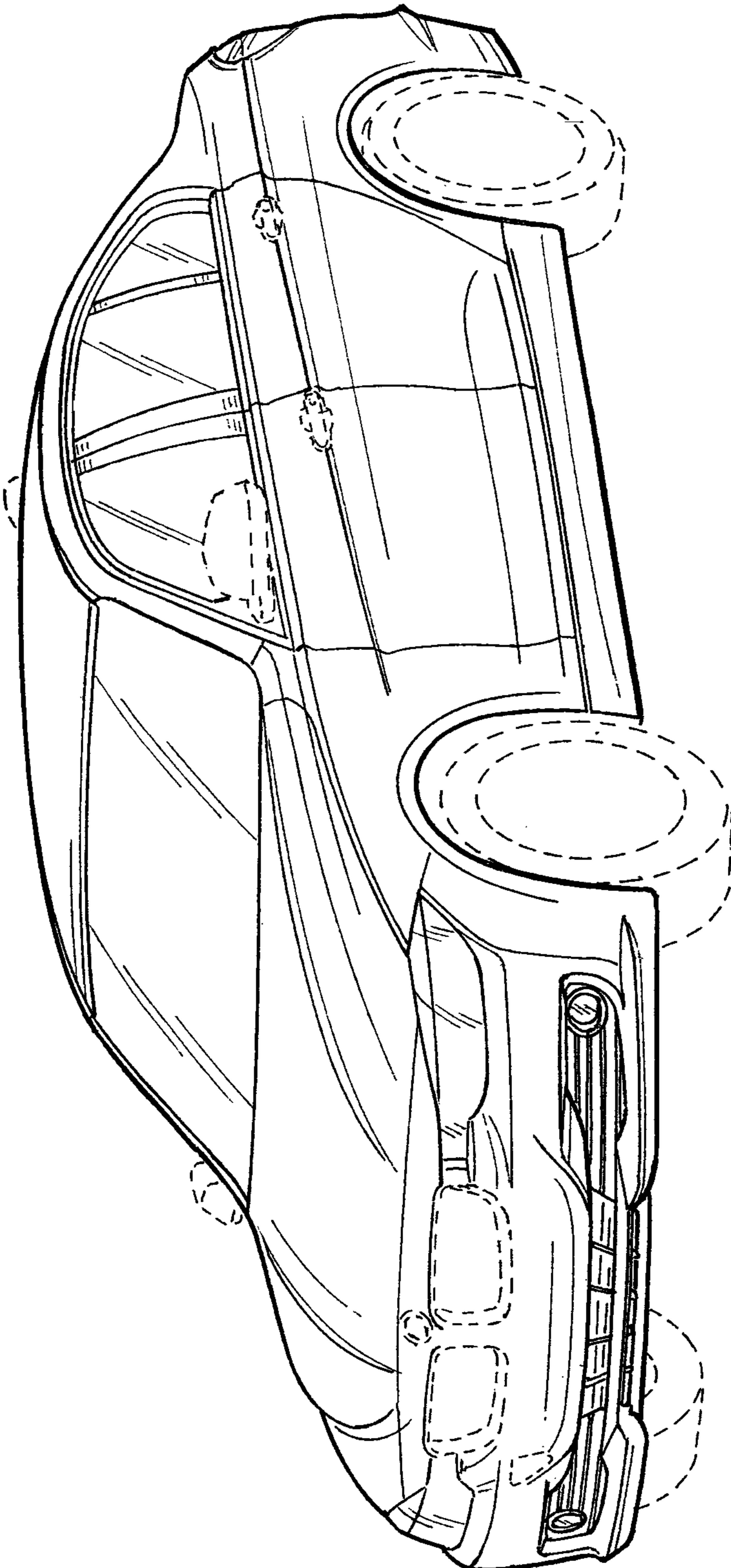


FIG. 1

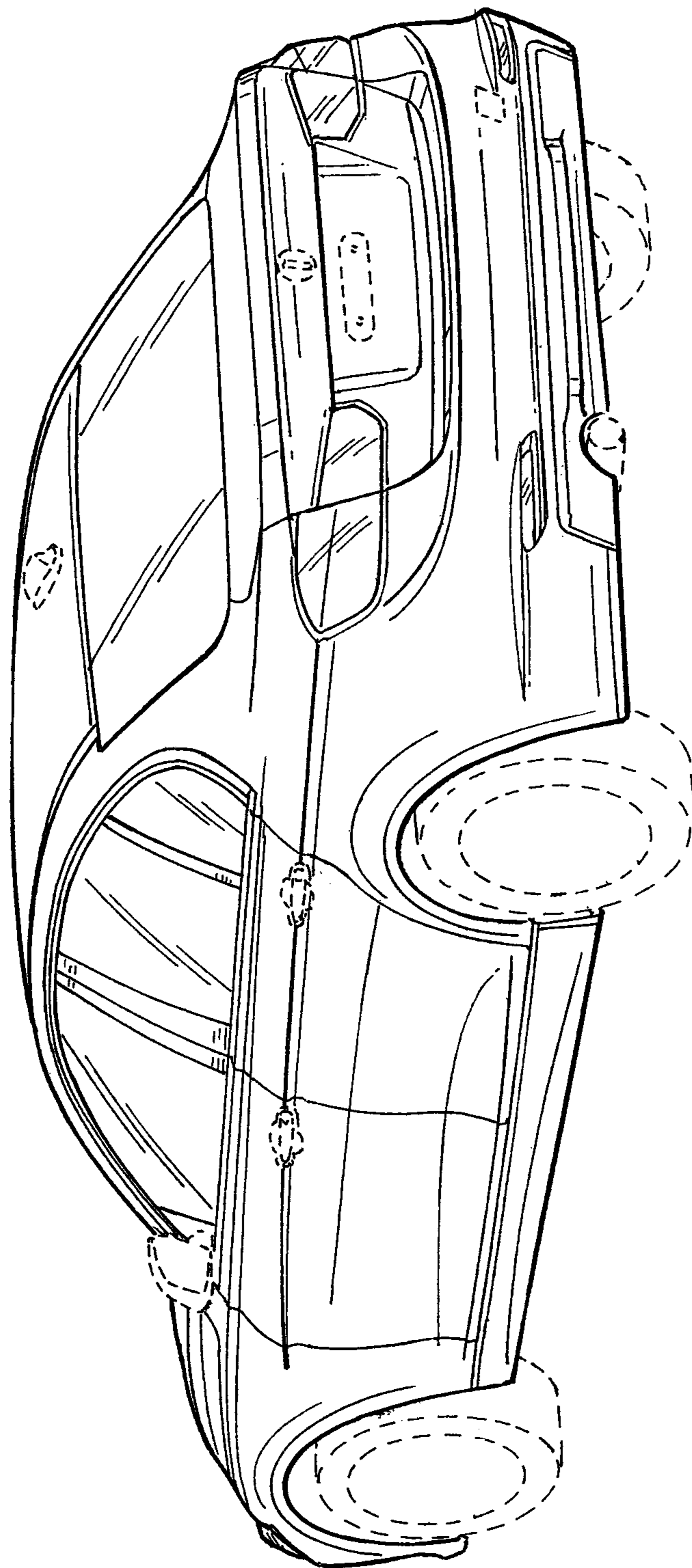


FIG. 2

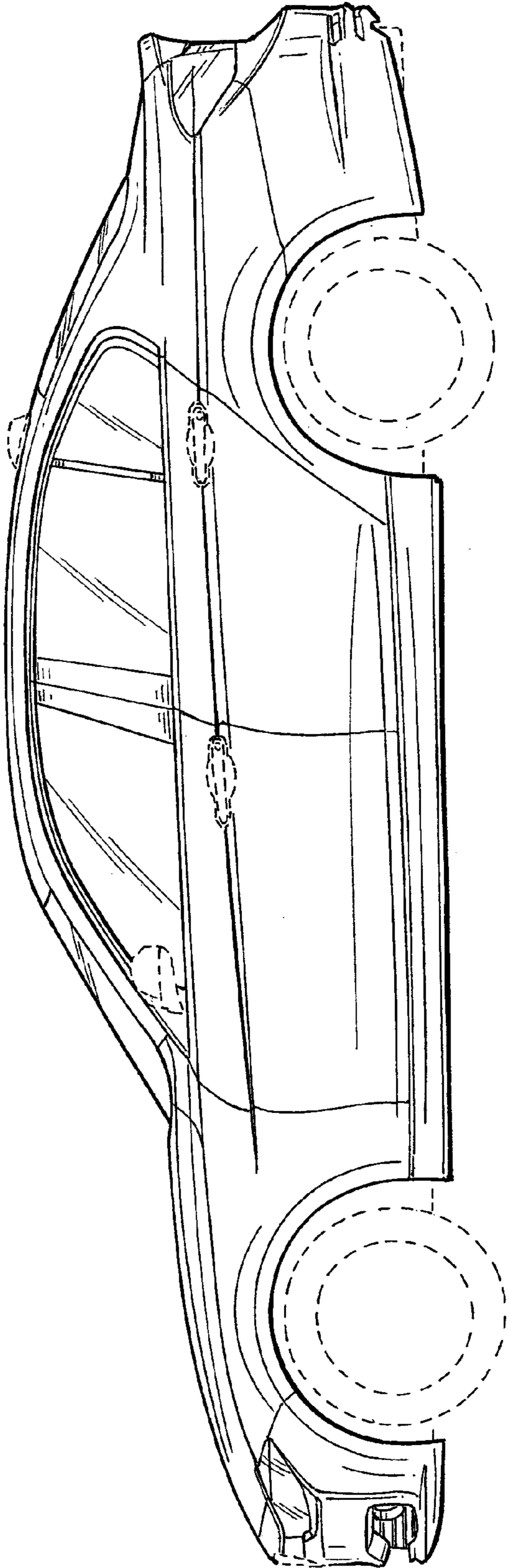


FIG. 3

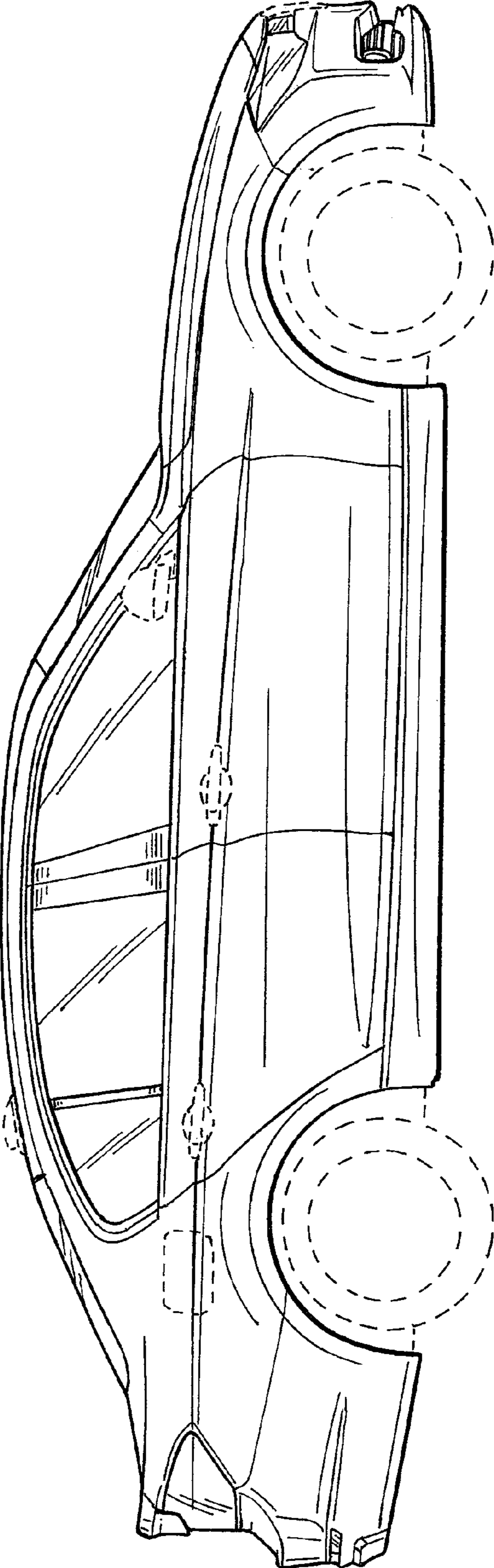


FIG. 4




FIG. 5




FIG. 6

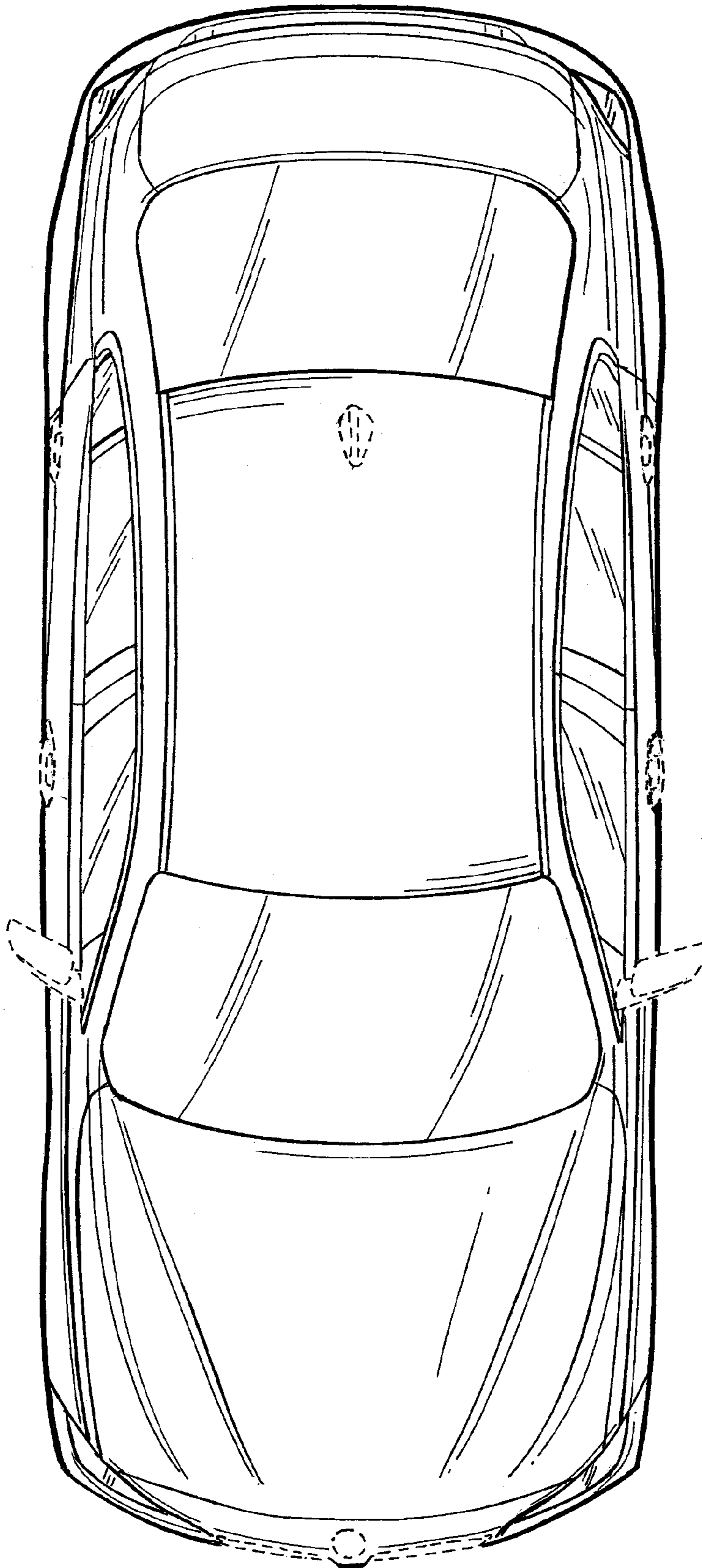


FIG. 7