



US00D686503S

(12) **United States Design Patent**
Finamore

(10) **Patent No.:** **US D686,503 S**
(45) **Date of Patent:** **** Jul. 23, 2013**

(54) **ALIEN HEAD BOTTLE**

(76) Inventor: **Nicole Finamore**, Los Angels, CA (US)

(**) Term: **14 Years**

(21) Appl. No.: **29/416,453**

(22) Filed: **Mar. 22, 2012**

(51) **LOC (9) Cl.** **09-01**

(52) **U.S. Cl.**
USPC **D9/625**

(58) **Field of Classification Search**
USPC D9/600–601, 614, 620, 623, 624–626,
D9/628; 206/494, 457, 527, 540; 215/400;
220/890; 229/116.1; D7/514–516, 619.2;
D21/622

See application file for complete search history.

(56) **References Cited**

U.S. PATENT DOCUMENTS

D357,038 S *	4/1995	Sandvik	D21/622
D420,853 S *	2/2000	Bissell, Sr.	D7/517
D420,903 S *	2/2000	Liberty	D9/625
D429,507 S *	8/2000	Chou	D21/622
D521,350 S *	5/2006	Heller et al.	D8/300
D582,350 S *	12/2008	Baker	D13/154
D589,360 S *	3/2009	Alexander	D9/626

* cited by examiner

Primary Examiner — Sandra Morris

(74) *Attorney, Agent, or Firm* — Omni Legal Group; Omid E. Khalifeh

(57) **CLAIM**

The ornamental design for an alien head bottle, as shown and described.

DESCRIPTION

FIG. 1 is a perspective view of an alien head bottle according to the present invention;
FIG. 2 is a front view of an alien head bottle according to the present invention;
FIG. 3 is a rear view of an alien head bottle according to the present invention;
FIG. 4 is a side view of an alien head bottle according to the present invention;
FIG. 5 is a second side view of an alien head bottle according to the present invention;
FIG. 6 is a top view of an alien head bottle according to the present invention; and,
FIG. 7 is a bottom view of an alien head bottle according to the present invention.

The broken lines shown in the drawings are for the purpose of illustrating portions of the alien head bottle and form no part of the claimed design.

1 Claim, 7 Drawing Sheets





FIG. 1



FIG. 2

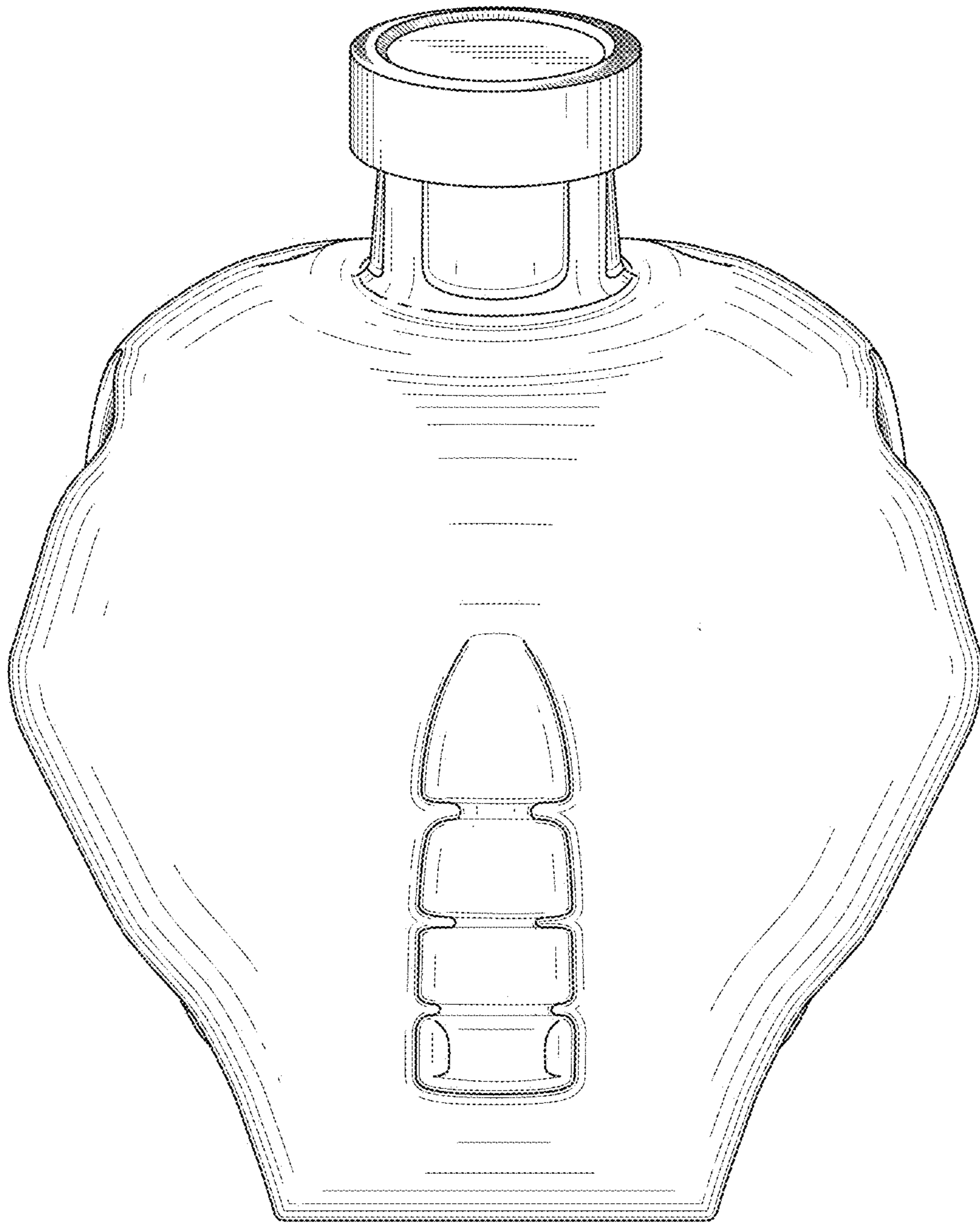


FIG. 3



FIG. 4

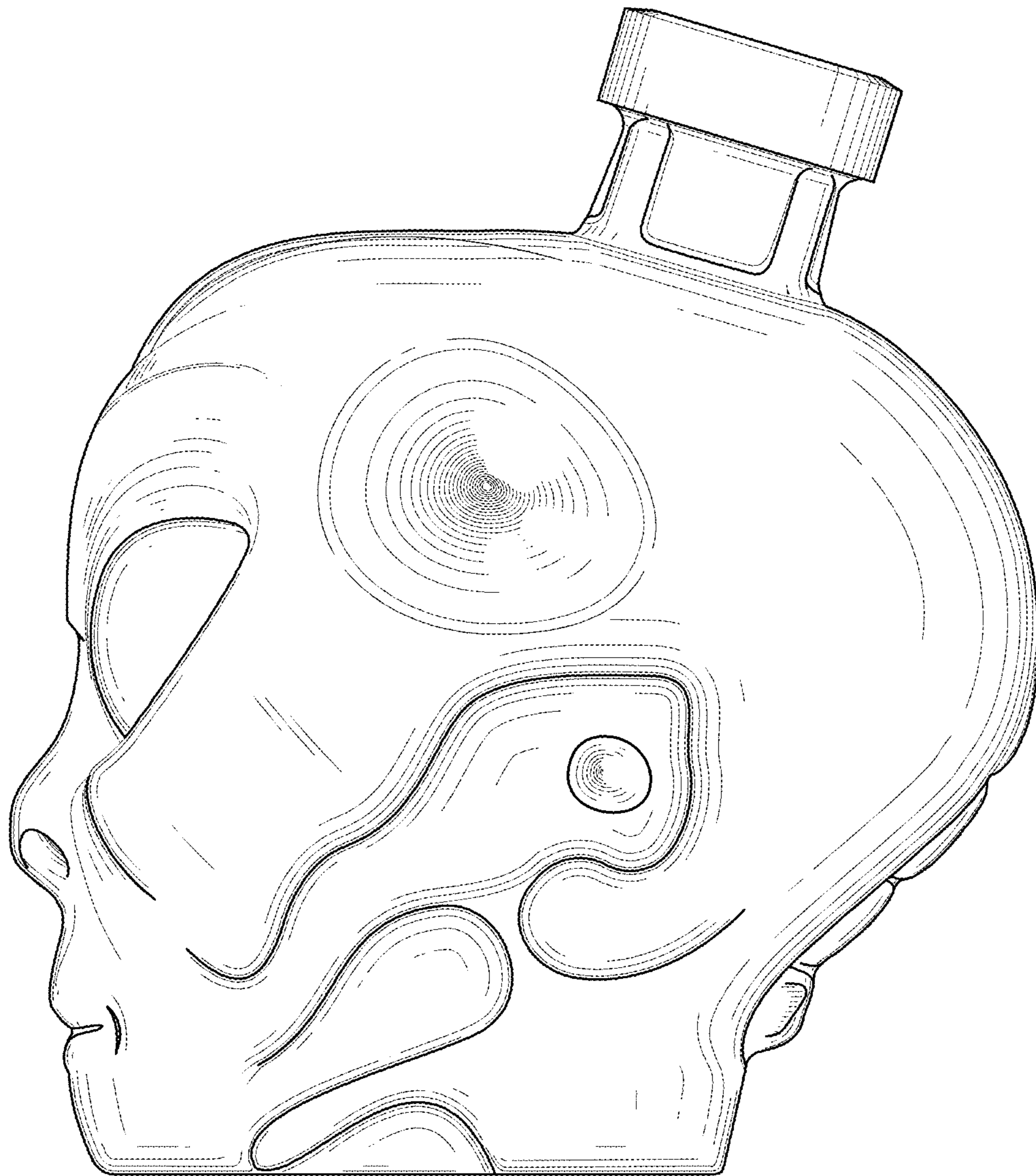


FIG. 5

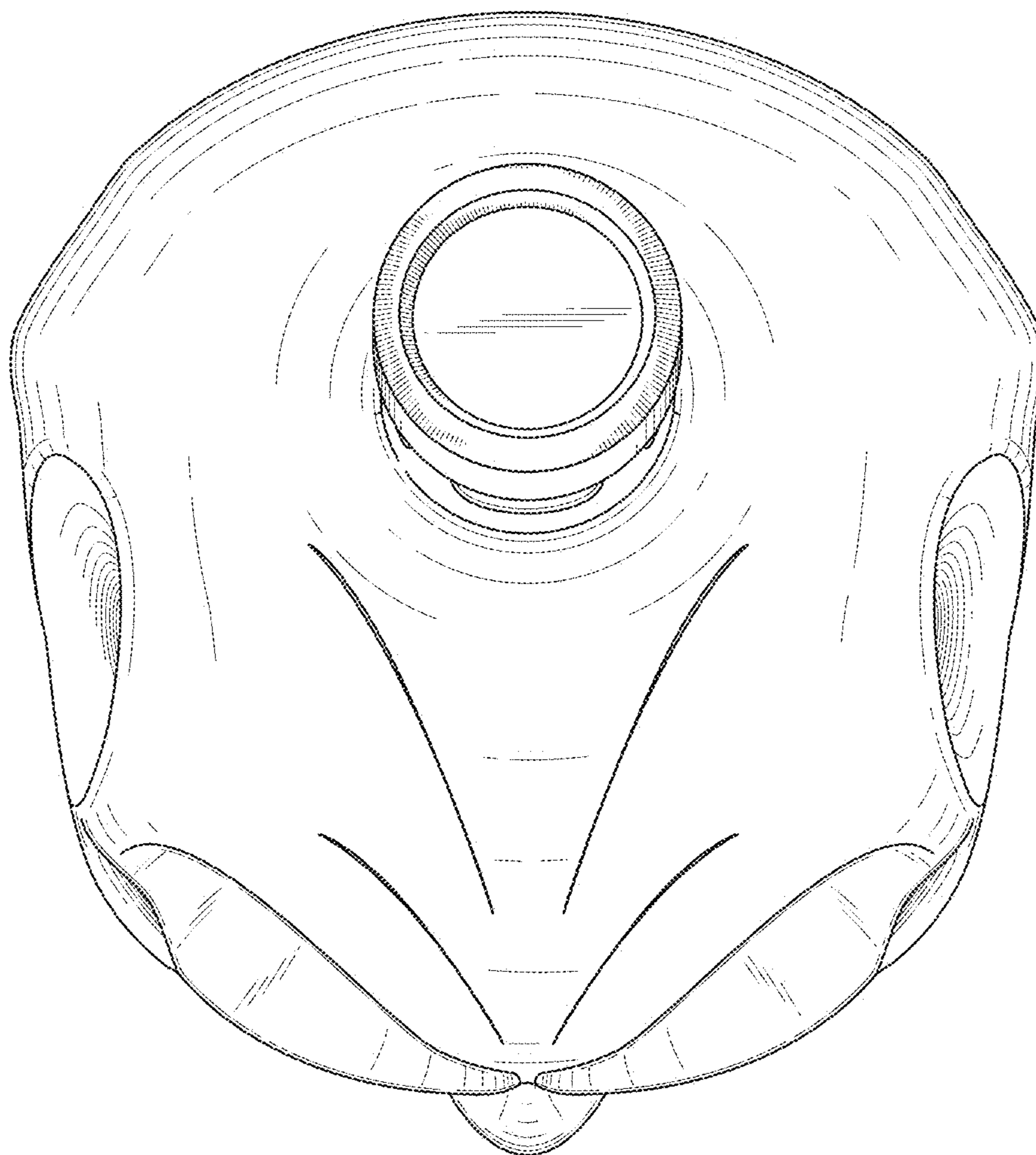


FIG. 6

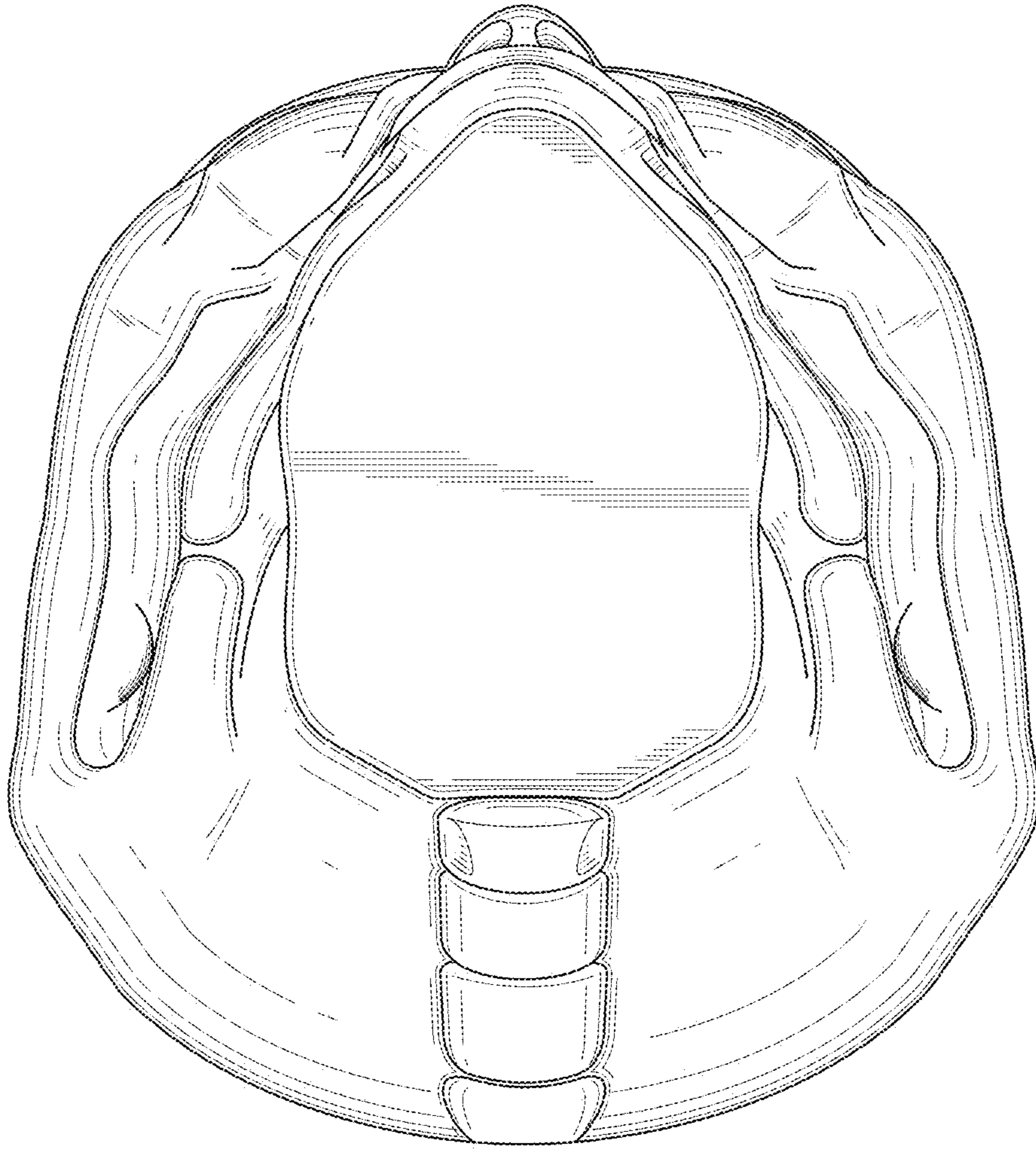


FIG. 7