



US00D686492S

(12) **United States Design Patent**  
**DiFranza**

(10) **Patent No.:** **US D686,492 S**

(45) **Date of Patent:** **\*\* \*Jul. 23, 2013**

- (54) **SHAVING PRODUCT PACKAGE**
- (71) Applicant: **Elizabeth Jackson DiFranza**, Arlington, MA (US)
- (72) Inventor: **Elizabeth Jackson DiFranza**, Arlington, MA (US)
- (73) Assignee: **The Gillette Company**, Boston, MA (US)
- (\*) Notice: This patent is subject to a terminal disclaimer.
- (\*\*) Term: **14 Years**
- (21) Appl. No.: **29/433,837**
- (22) Filed: **Oct. 5, 2012**
- (51) **LOC (9) Cl.** ..... **09-07**
- (52) **U.S. Cl.**  
USPC ..... **D9/434**
- (58) **Field of Classification Search**  
USPC ..... D9/748, 713, 702, 652, 600, 457,  
D9/434, 433, 414, 415; D20/40, 29, 28, 27,  
D20/23, 22, 10; 224/906; 206/784, 525, 525.1,  
206/461, 457, 458  
See application file for complete search history.

- D624,595 S \* 9/2010 Langan et al. .... D20/27
- D633,151 S \* 2/2011 Langan et al. .... D20/27
- D639,673 S 6/2011 Graham
- D639,861 S \* 6/2011 Langan et al. .... D20/27
- D639,862 S \* 6/2011 Langan et al. .... D20/27
- D643,468 S \* 8/2011 Langan et al. .... D20/27
- D643,469 S \* 8/2011 Langan et al. .... D20/27
- D651,509 S \* 1/2012 Methe et al. .... D9/434
- D676,490 S \* 2/2013 Bratter et al. .... D20/27
- D679,333 S \* 4/2013 Jabara ..... D20/27

**OTHER PUBLICATIONS**

- U.S. Appl. No. 29/433,838, filed Oct. 5, 2012, Elizabeth J. DiFranza.
- U.S. Appl. No. 29/433,839, filed Oct. 5, 2012, Elizabeth J. DiFranza.
- U.S. Appl. No. 29/433,841, filed Oct. 5, 2012, Elizabeth J. DiFranza.
- U.S. Appl. No. 29/433,843, filed Oct. 5, 2012, Elizabeth J. DiFranza.
- U.S. Appl. No. 29/433,847, filed Oct. 5, 2012, Elizabeth J. DiFranza.

\* cited by examiner

*Primary Examiner* — Susan Bennett Hattan

(74) *Attorney, Agent, or Firm* — Kevin C. Johnson; Steven W. Miller

(57) **CLAIM**

The ornamental design of shaving product package, as shown and described.

**DESCRIPTION**

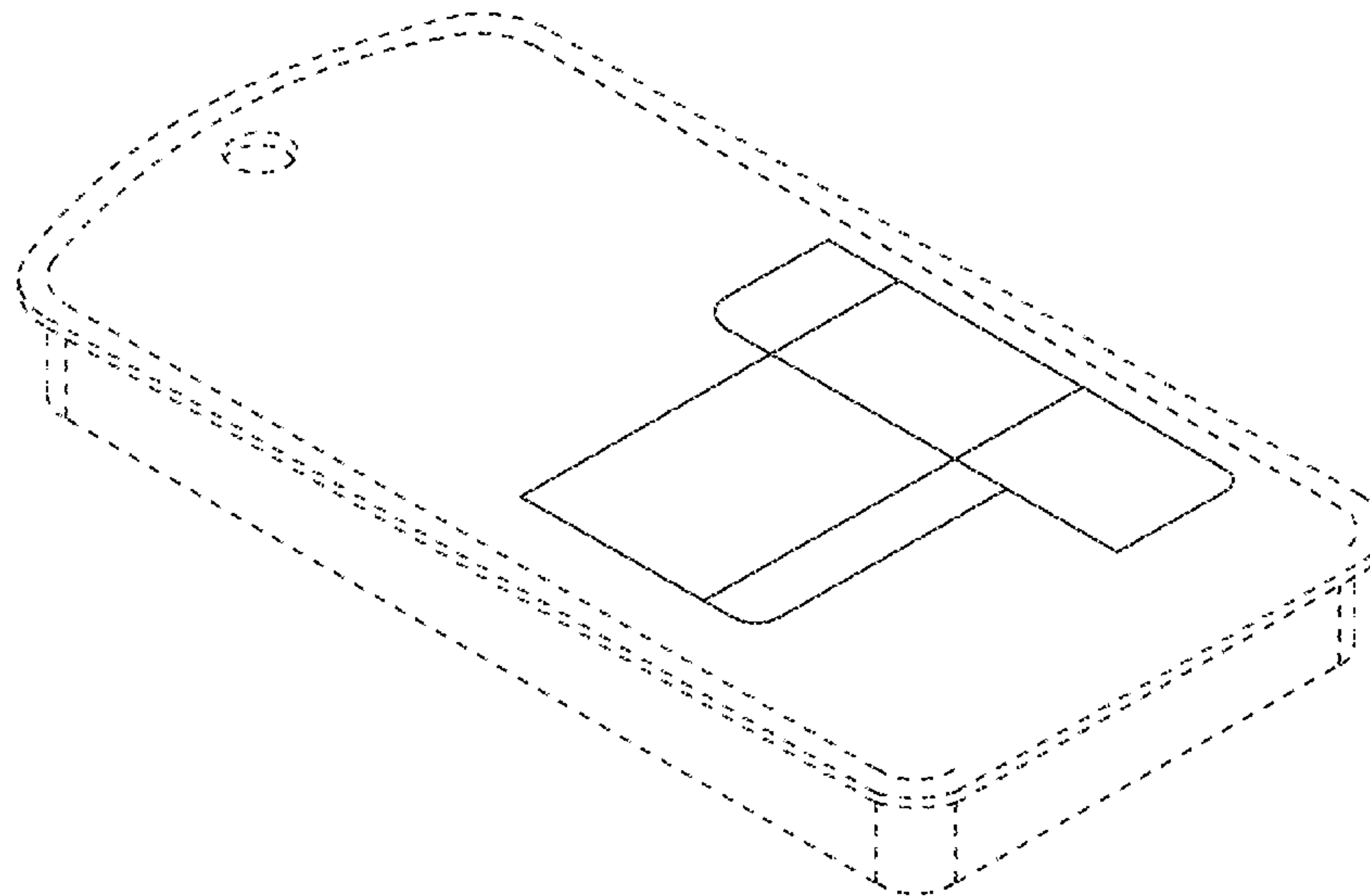
FIG. 1 is a perspective view of shaving product package showing my new design;  
 FIG. 2 is a top view thereof;  
 FIG. 3 is a bottom view thereof;  
 FIG. 4 is a front view thereof;  
 FIG. 5 is a rear view thereof;  
 FIG. 6 is a left view thereof; and,  
 FIG. 7 is a right view thereof.  
 The broken line showing of a shaving product package is included for the purpose of illustrating environmental structure and forms no part of the claimed design.

**1 Claim, 3 Drawing Sheets**

(56) **References Cited**

**U.S. PATENT DOCUMENTS**

- D405,118 S \* 2/1999 Murphy et al. .... D20/27
- D473,264 S \* 4/2003 Sanford et al. .... D20/27
- D500,342 S \* 12/2004 Stewart et al. .... D20/27
- D500,524 S \* 1/2005 Stewart et al. .... D20/27
- D511,547 S \* 11/2005 Andersson et al. .... D20/43
- D582,987 S \* 12/2008 Marmier ..... D20/22
- D588,200 S \* 3/2009 Langan et al. .... D20/27
- D607,941 S \* 1/2010 Langan et al. .... D20/27
- D610,920 S 3/2010 Bogdanova et al.
- D621,879 S \* 8/2010 Langan et al. .... D20/27



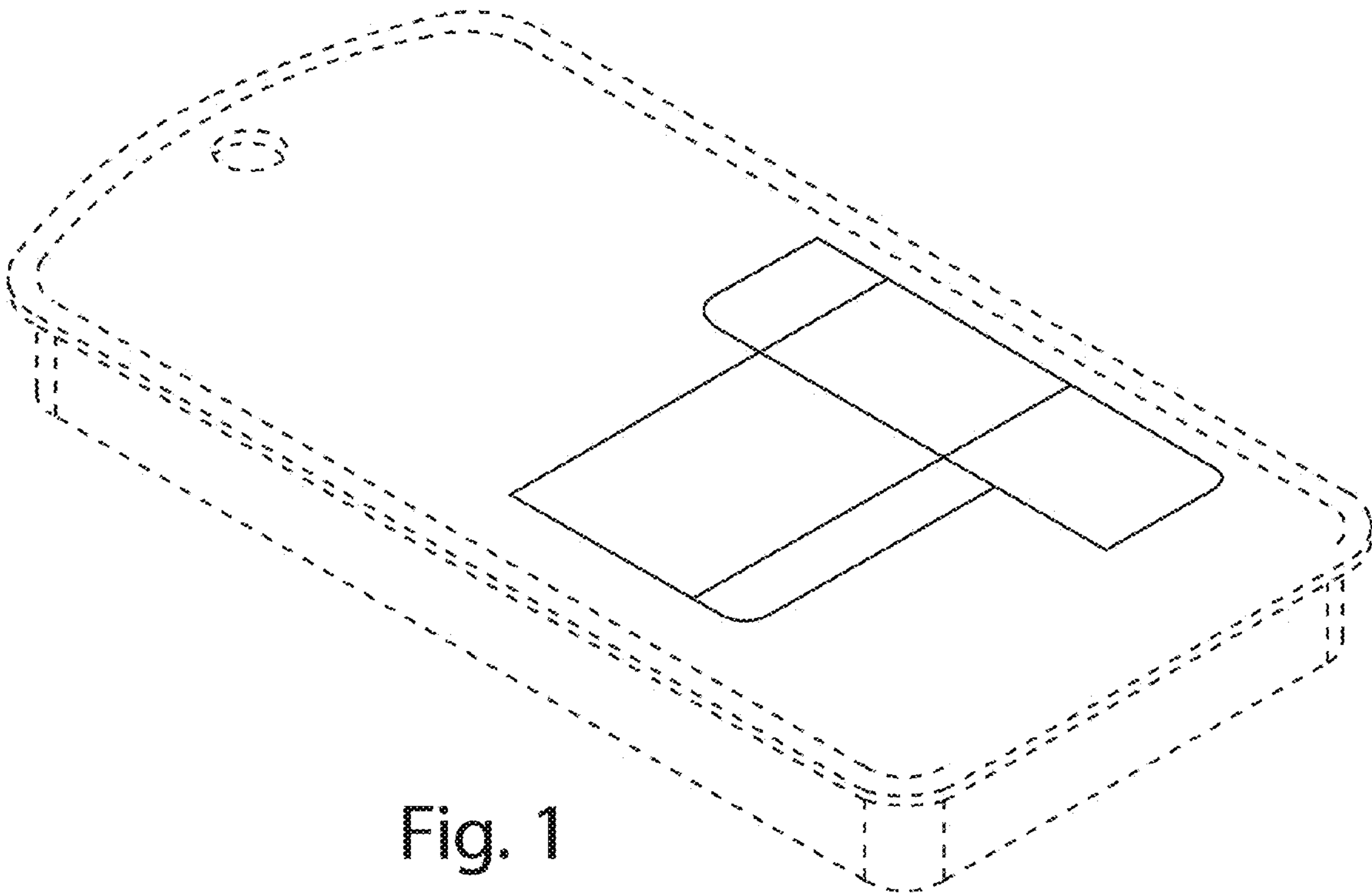


Fig. 1

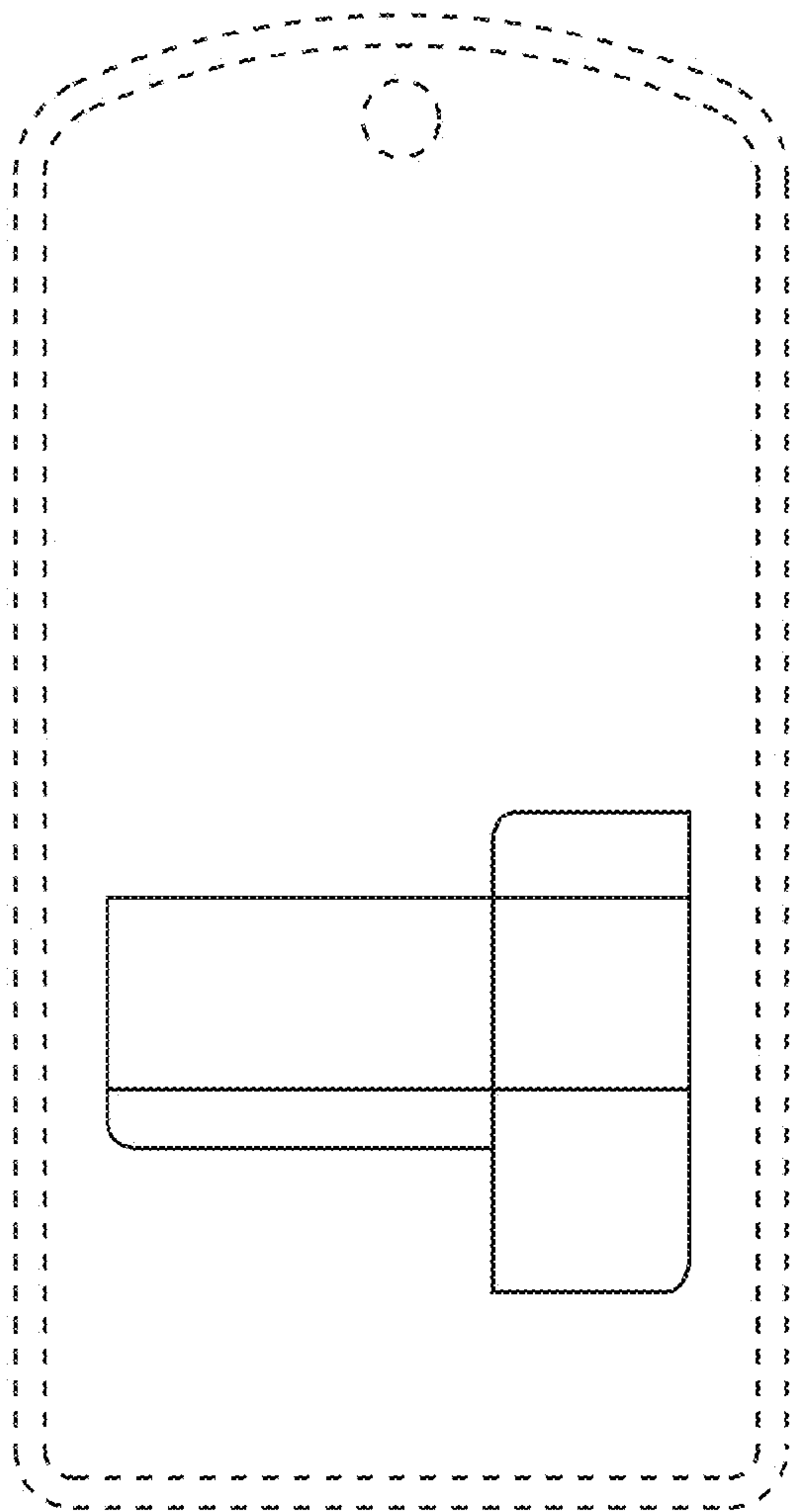


Fig. 2




Fig. 3



Fig. 4



Fig. 5

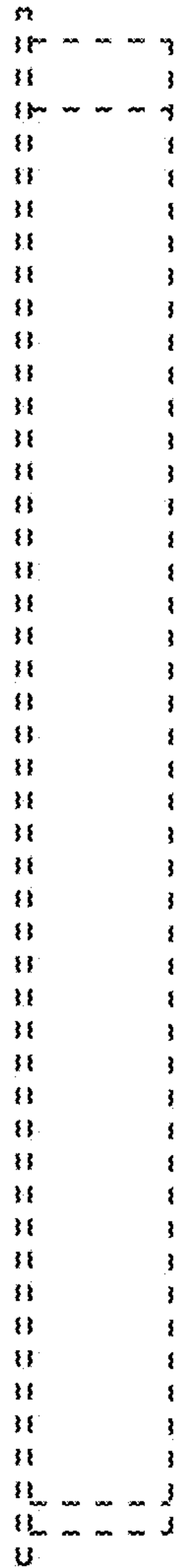


Fig. 6

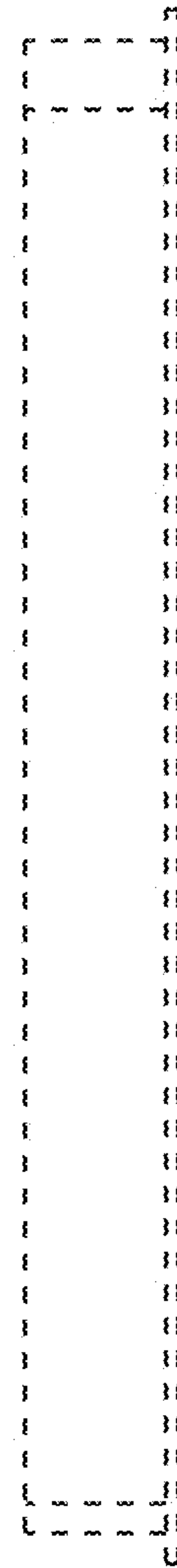


Fig. 7