



US00D686471S

(12) **United States Design Patent**
Davis

(10) **Patent No.:** **US D686,471 S**
(45) **Date of Patent:** **** Jul. 23, 2013**

- (54) **STRAP WRENCH DEVICE**
- (71) Applicant: **Ray J. Davis**, Houston, TX (US)
- (72) Inventor: **Ray J. Davis**, Houston, TX (US)
- (**) Term: **14 Years**
- (21) Appl. No.: **29/438,110**
- (22) Filed: **Nov. 26, 2012**

D525,429 S * 7/2006 Lalwani D3/271.1
 7,251,957 B2 * 8/2007 Solomon 63/19
 D650,582 S * 12/2011 Jamtlid D3/271.1

* cited by examiner

Primary Examiner — Raphael Barkai
Assistant Examiner — Randall Gholson
 (74) *Attorney, Agent, or Firm* — Snell & Wilmer L.L.P.

(57) **CLAIM**
 The ornamental design for the strap wrench device, as shown and described.

Related U.S. Application Data

- (62) Division of application No. 29/404,869, filed on Oct. 26, 2011, now Pat. No. Des. 671,381.
- (51) **LOC (9) Cl.** **08-05**
- (52) **U.S. Cl.**
USPC **D8/22**
- (58) **Field of Classification Search**
USPC D8/21–29, 105, 106, 107; 81/3.4, 81/3.41, 3.42, 3.43, 3.44, 65.2, 68, 69, 70, 81/176.1, 176.15, 176.2
See application file for complete search history.

DESCRIPTION

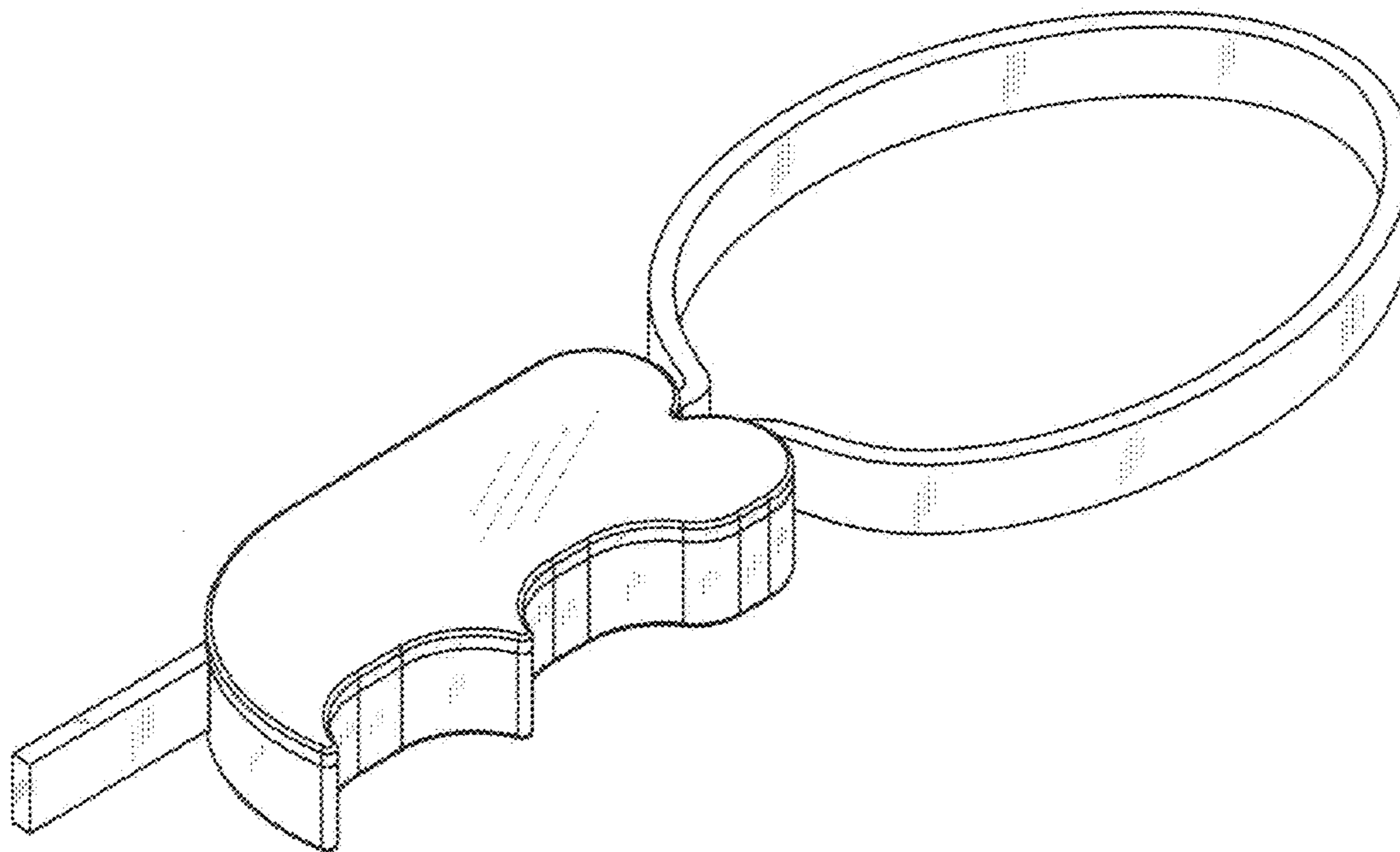
FIG. 1 is a front isometric view depicting an embodiment of a new design for a strap wrench device;
 FIG. 2 is a front view depicting the embodiment of the new design for the strap wrench device of FIG. 1;
 FIG. 3 is a back view depicting the embodiment of the new design for the strap wrench device of FIG. 1;
 FIG. 4 is a right side view depicting the embodiment of the new design for the strap wrench device of FIG. 1;
 FIG. 5 is a left side view depicting the embodiment of the new design for the strap wrench device of FIG. 1;
 FIG. 6 is a top view depicting the embodiment of the new design for the strap wrench device of FIG. 1; and,
 FIG. 7 is a bottom view depicting the embodiment of the new design for the strap wrench device of FIG. 1.

(56) **References Cited**

U.S. PATENT DOCUMENTS

4,543,858 A * 10/1985 Luck 81/64
 5,400,917 A * 3/1995 Stanton 220/612
 6,247,584 B1 * 6/2001 Au 206/6.1
 D461,382 S * 8/2002 Hernandez et al. D8/22

1 Claim, 4 Drawing Sheets



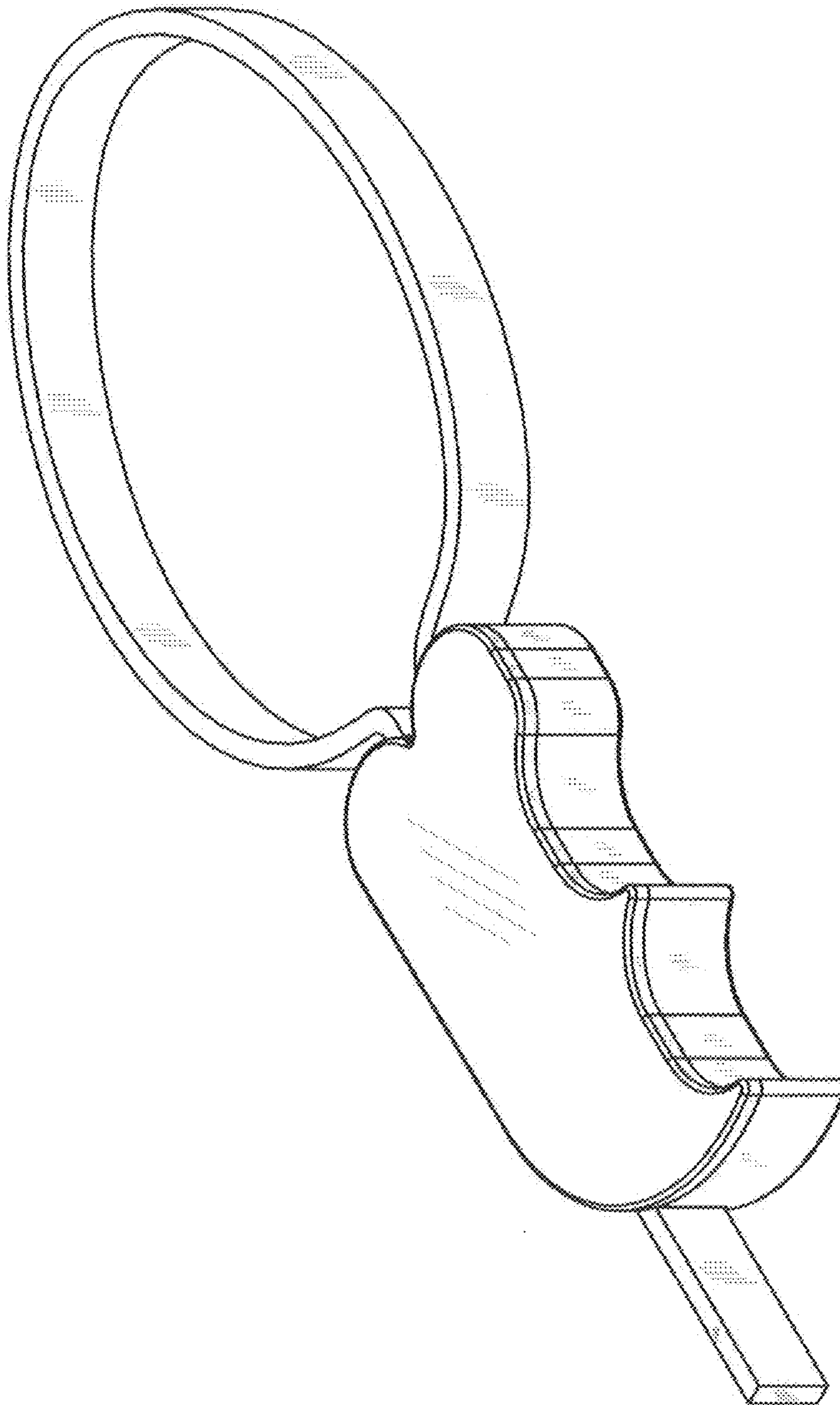


FIG. 1

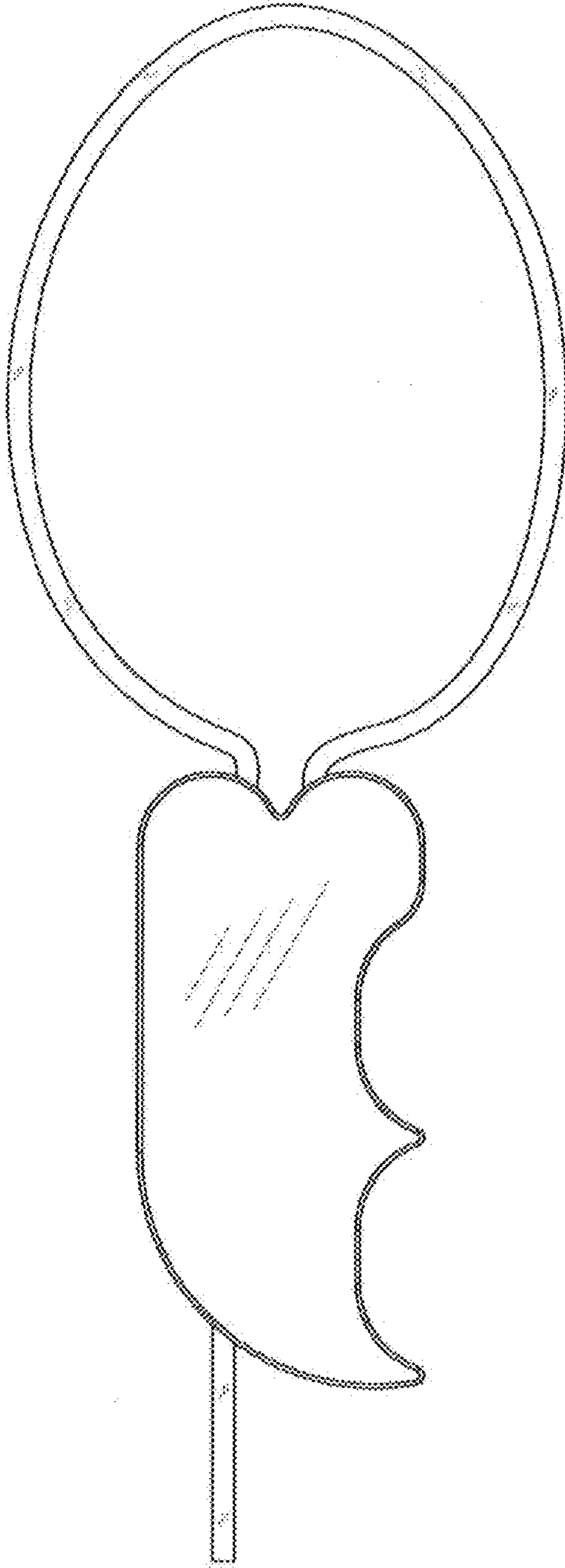


FIG. 2

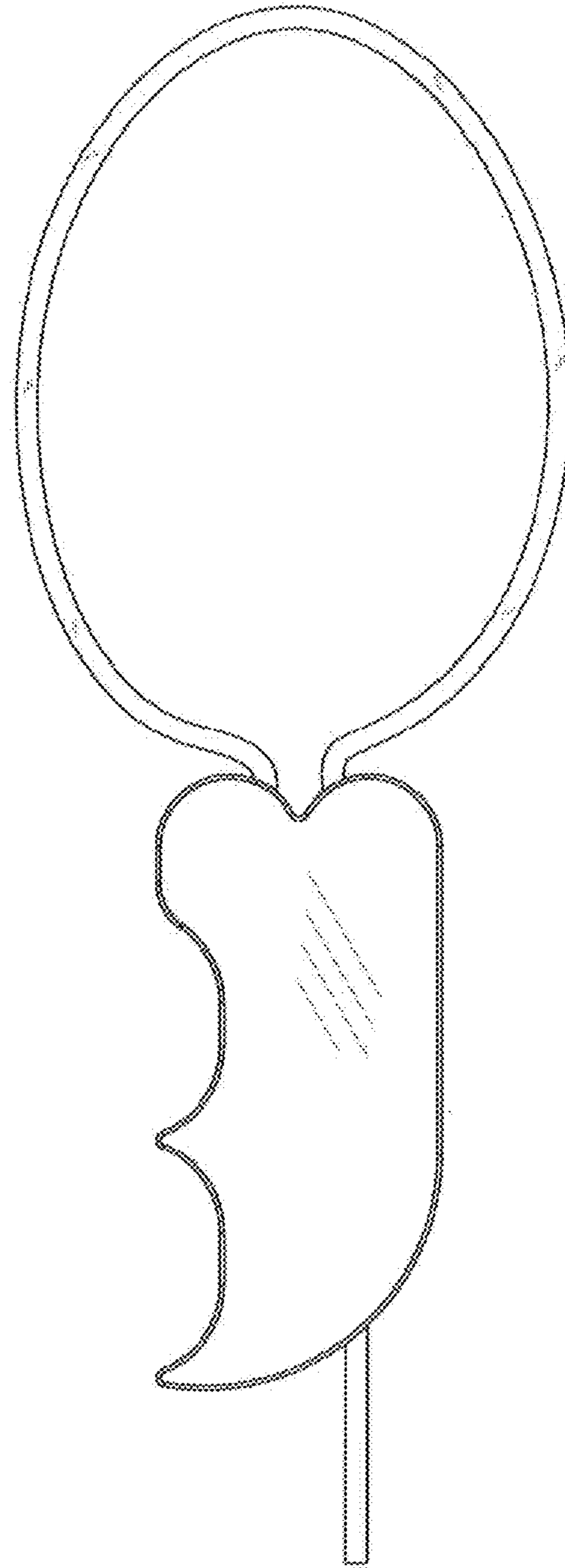


FIG. 3

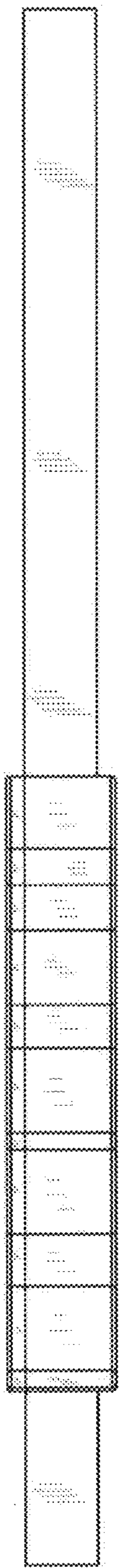


FIG. 4

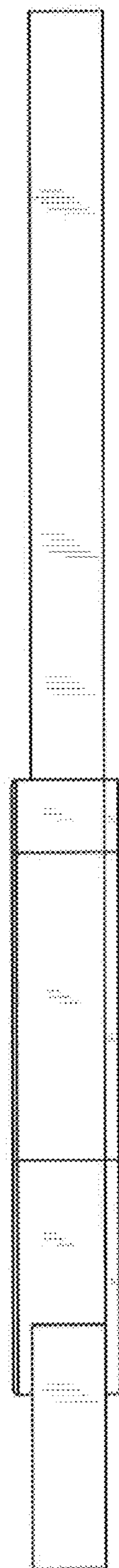


FIG. 5

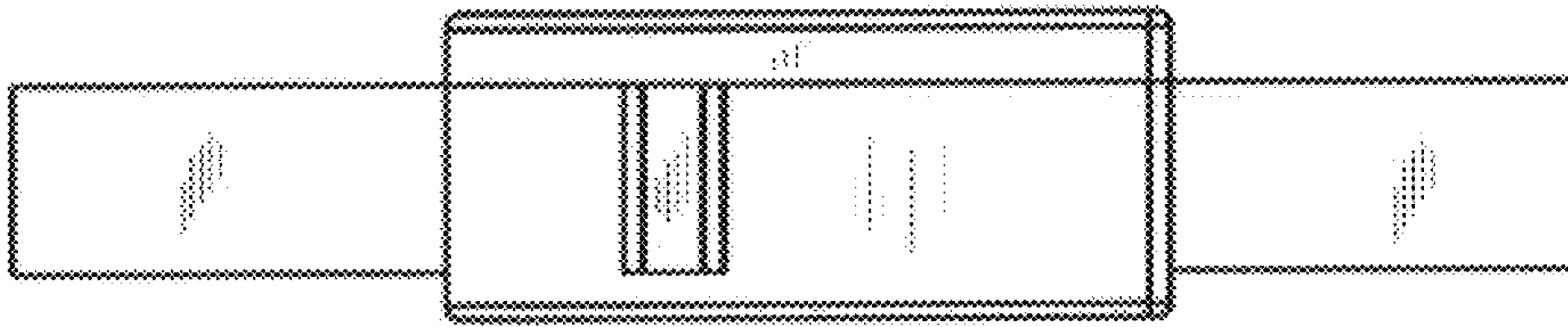


FIG. 6

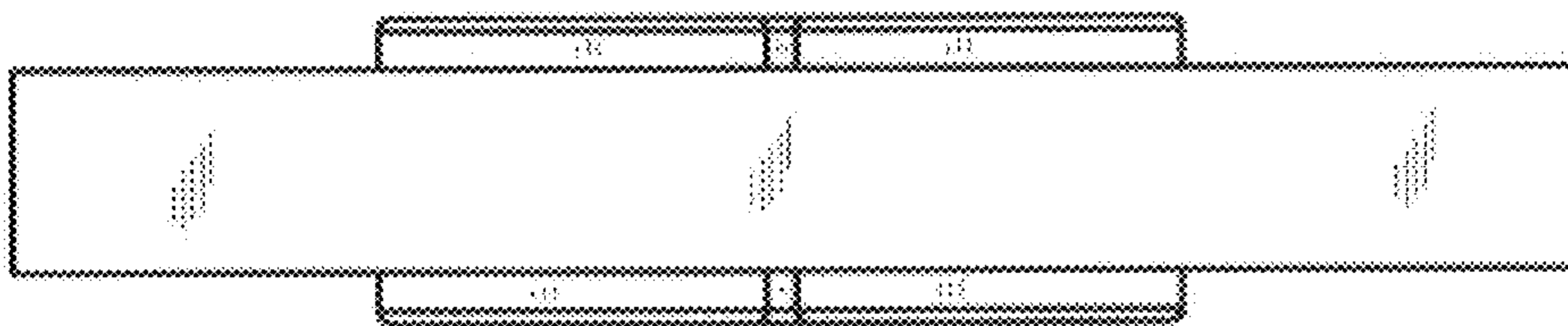


FIG. 7