



US00D686460S

(12) **United States Design Patent**  
**Maggio**

(10) **Patent No.:** **US D686,460 S**  
(45) **Date of Patent:** **\*\* Jul. 23, 2013**

- (54) **TRAY**
- (71) Applicant: **Jordan Maggio**, New York, NY (US)
- (72) Inventor: **Jordan Maggio**, New York, NY (US)
- (73) Assignee: **Jordan Maggio**, New York, NY (US)
- (\*\*) Term: **14 Years**
- (21) Appl. No.: **29/444,290**
- (22) Filed: **Jan. 29, 2013**
- (51) **LOC (9) Cl.** ..... **07-01**
- (52) **U.S. Cl.**  
USPC ..... **D7/553.1**
- (58) **Field of Classification Search**  
USPC ..... D7/550.1, 396.1, 552.1, 553.1–553.4,  
D7/553.8, 554.1, 554.2, 555, 701; 220/495.03,  
220/527, 553, 555–557, 574–575; 211/71;  
294/146, 159, 172  
See application file for complete search history.

6,840,395	B2 *	1/2005	Agarwal et al.	.....	220/556
D530,982	S *	10/2006	Faktorovich	.....	D7/549
D547,127	S *	7/2007	Haughton	.....	D7/555
D560,973	S *	2/2008	Parlowski	.....	D7/553.8
D572,536	S *	7/2008	Cox	.....	D7/553.1
D611,306	S *	3/2010	Zack et al.	.....	D7/551.1
7,802,693	B2 *	9/2010	Kuhn	.....	220/575
D625,958	S *	10/2010	Deming	.....	D7/553.6
D625,960	S *	10/2010	Lipfert et al.	.....	D7/553.8
D650,237	S *	12/2011	McComas	.....	D7/553.8
D653,084	S *	1/2012	Borghini	.....	D7/553.8
D668,508	S *	10/2012	Zox	.....	D7/552.1

\* cited by examiner

*Primary Examiner* — Kelley Donnelly

(74) *Attorney, Agent, or Firm* — Fitzpatrick, Cella, Harper & Scinto

(57) **CLAIM**

The ornamental design for a tray, as shown and described.

**DESCRIPTION**

FIG. 1 is a perspective view of a tray according to the present invention;

FIG. 2 is a plan view of the tray of FIG. 1;

FIG. 3 is a bottom view of the tray of FIG. 1;

FIG. 4 is an elevational side view of the tray of FIG. 1, taken from the left side of FIG. 2;

FIG. 5 is an elevational side view of the tray of FIG. 1, taken from the right side of FIG. 2;

FIG. 6 is an elevational view of the tray of FIG. 1, taken from the top of FIG. 2; and,

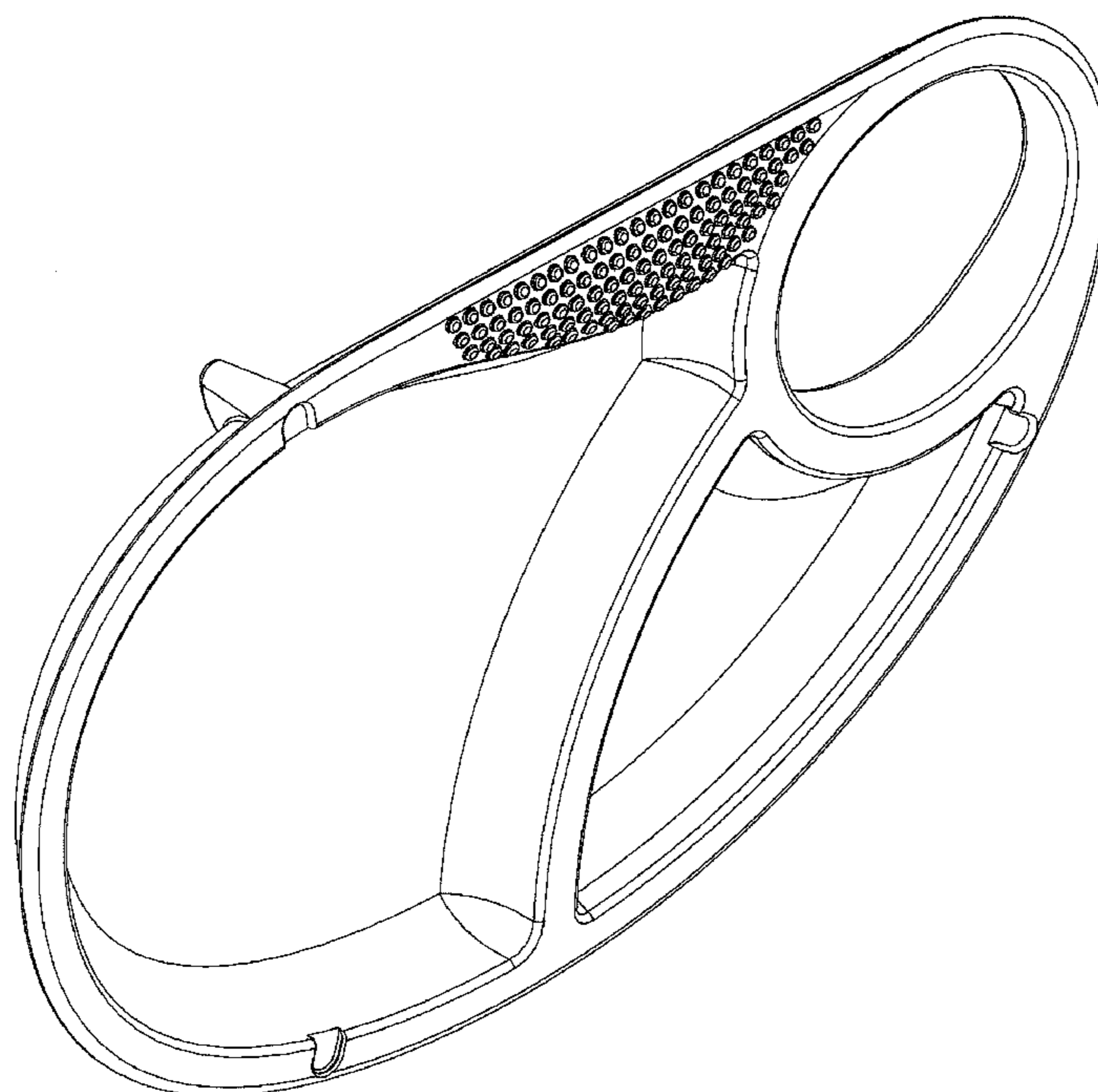
FIG. 7 is an elevational view of the tray of FIG. 1, then from the bottom of FIG. 2.

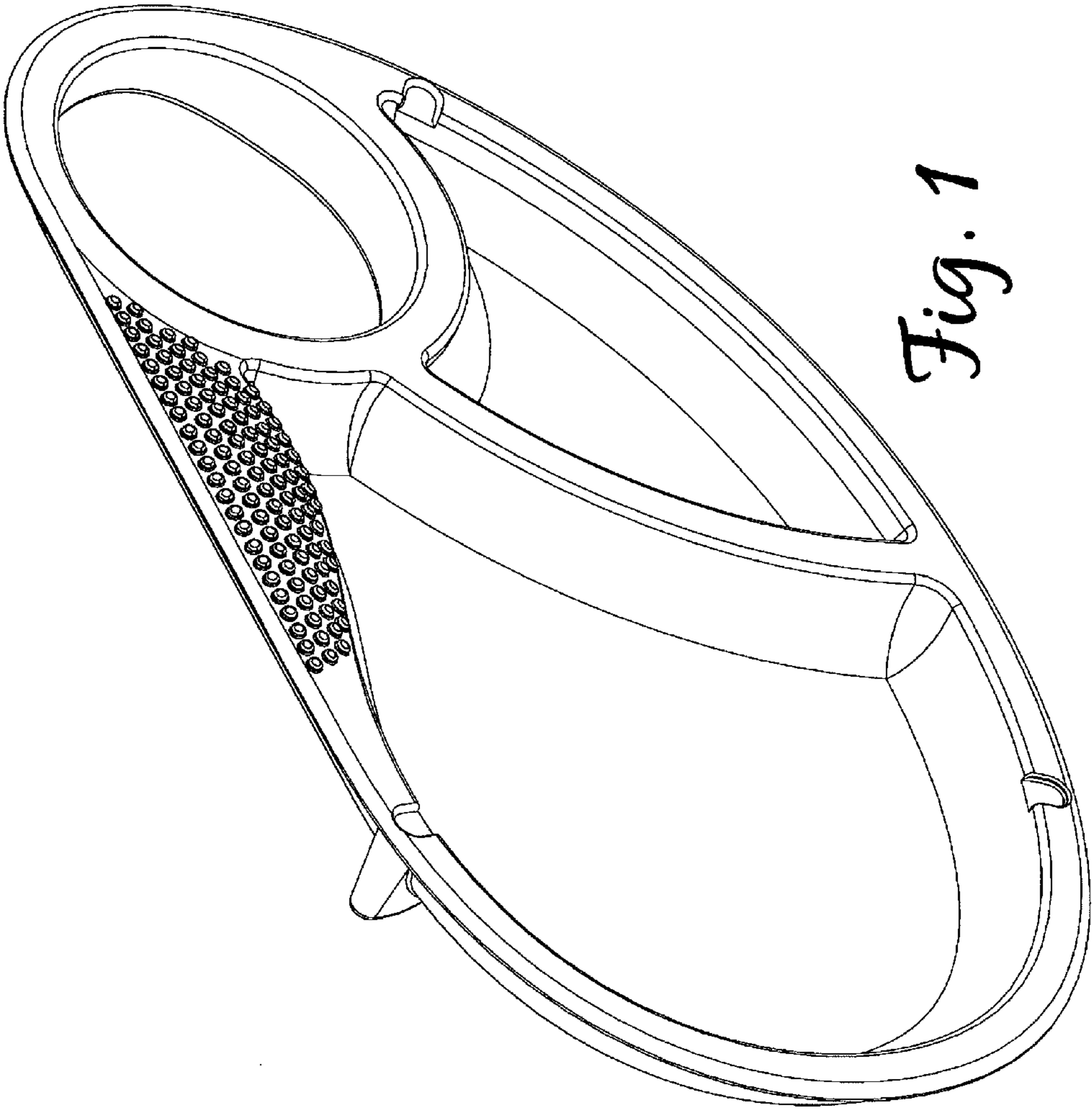
**1 Claim, 7 Drawing Sheets**

(56) **References Cited**

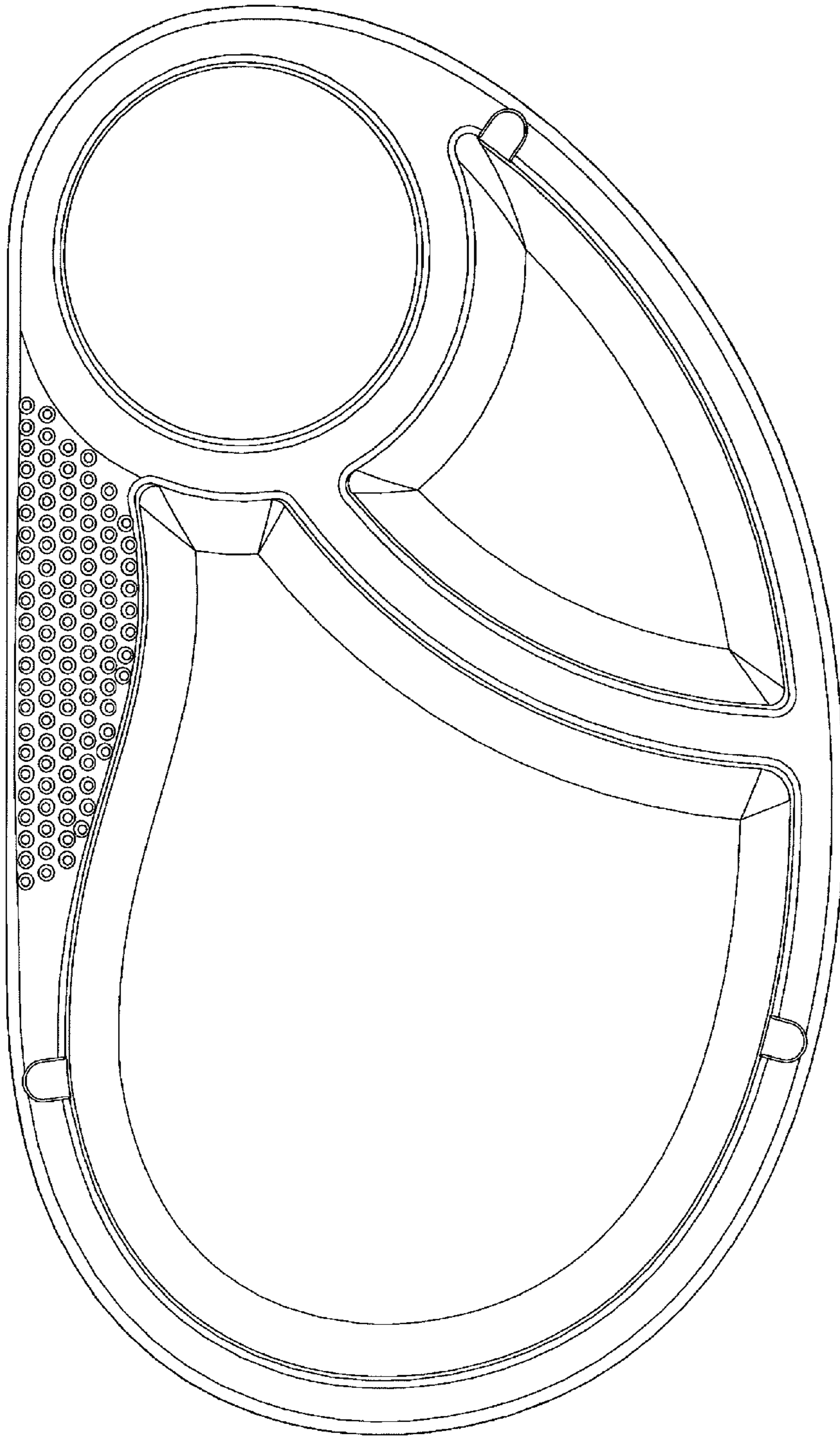
U.S. PATENT DOCUMENTS

D250,163	S *	11/1978	Pinson	.....	D7/549
D336,217	S *	6/1993	Picozza	.....	D7/553.6
D366,817	S *	2/1996	Sampson	.....	D7/553.1
D376,297	S *	12/1996	Jacobson	.....	D7/552.2
D406,727	S *	3/1999	Weatherby et al.	.....	D7/553.1
D410,820	S *	6/1999	Lofrano	.....	D7/549
6,264,026	B1 *	7/2001	Bradley	.....	206/217
D455,316	S *	4/2002	Carpenter	.....	D7/549
D469,310	S *	1/2003	Bukowski	.....	D7/553.1
D480,921	S *	10/2003	Roehrig	.....	D7/543



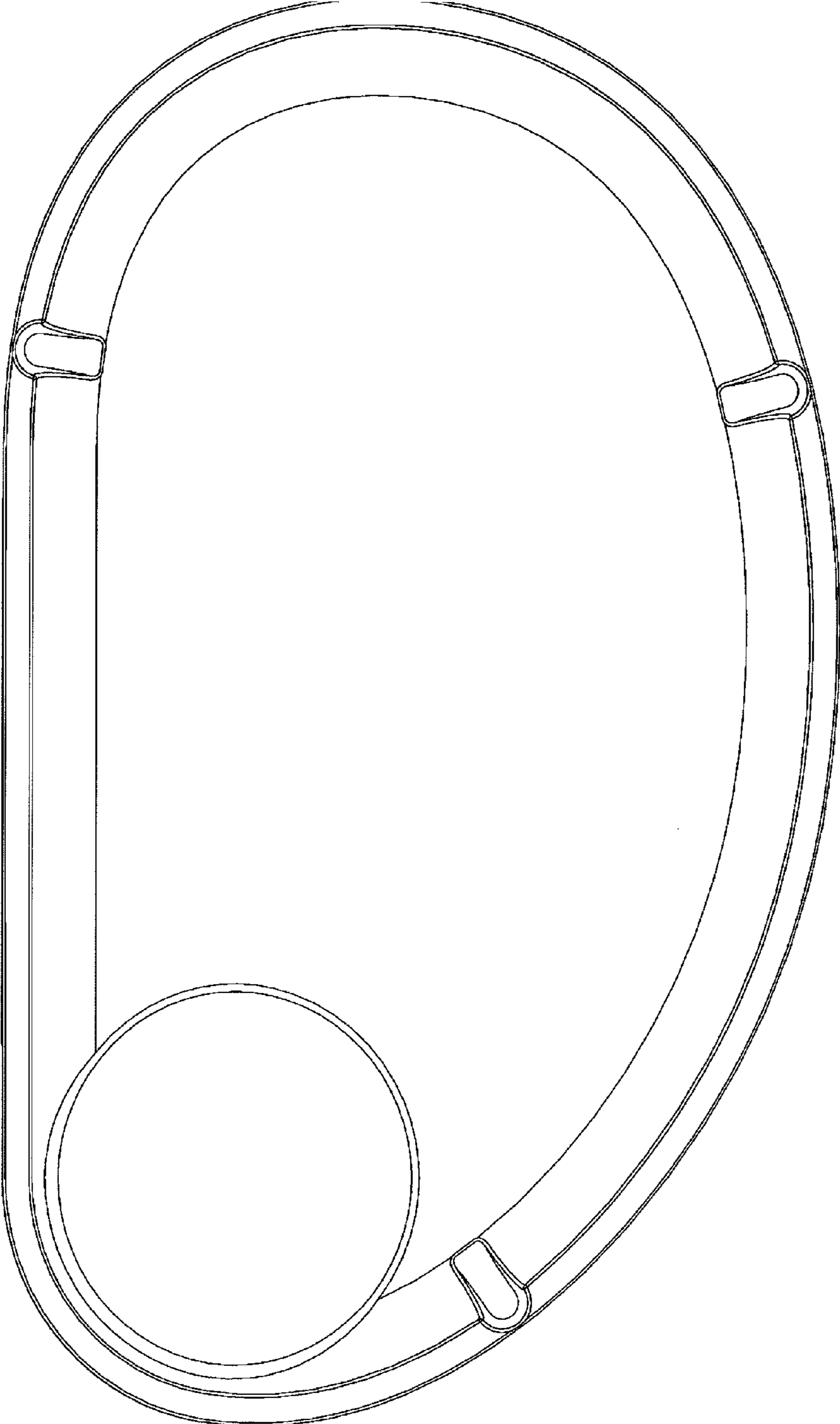


*Fig. 1*

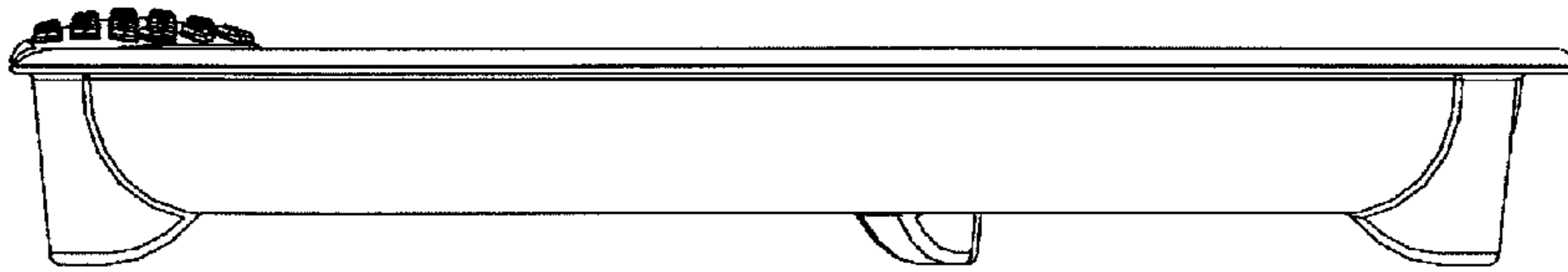


*Fig. 2*

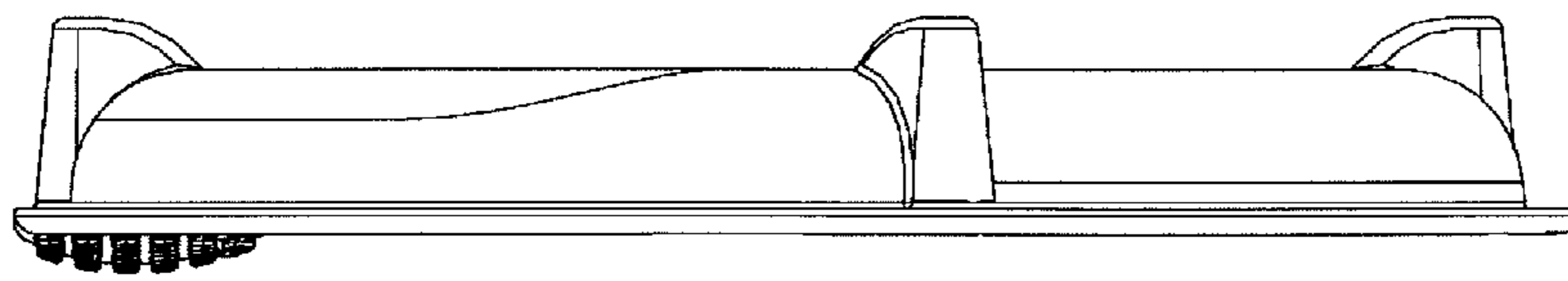





*Fig. 3*




*Fig. 4*



*Fig. 5*



*Fig. 6*



*Fig. 7*