



US00D686457S

(12) **United States Design Patent**  
**Gober**

(10) **Patent No.:** **US D686,457 S**  
(45) **Date of Patent:** **\*\* Jul. 23, 2013**

- (54) **KAUAI SHAPED PLATE**
- (71) Applicant: **Paul H. Gober**, Kahului, HI (US)
- (72) Inventor: **Paul H. Gober**, Kahului, HI (US)
- (\*\*) Term: **14 Years**
- (21) Appl. No.: **29/433,182**
- (22) Filed: **Sep. 26, 2012**
- (51) **LOC (9) Cl.** ..... **07-01**
- (52) **U.S. Cl.**  
USPC ..... **D7/551.1; D7/567; D7/571; D7/544;**  
**D7/580; D7/354; D7/675**
- (58) **Field of Classification Search**  
USPC ..... **D7/359, 354, 551.1, 564, 506, 544,**  
**D7/567, 571, 580, 628, 672, 550.1, 675, 578;**  
**220/574, 575; 249/135; D9/649**  
See application file for complete search history.

D370,157 S	5/1996	Chen	
D402,508 S	12/1998	Boxer	
D413,487 S	9/1999	Vitali	
D419,383 S	1/2000	Wellner	
D423,276 S	* 4/2000	McDonald et al.	D7/354
D436,494 S	* 1/2001	McDonald et al.	D7/354
D437,186 S	* 2/2001	Asner	D7/544
D442,429 S	* 5/2001	Liu	D7/396.1
D473,752 S	4/2003	Kerr	
D479,124 S	* 9/2003	Pope	D9/649
D521,320 S	* 5/2006	Ray	D7/579
D530,562 S	* 10/2006	Brookshire et al.	D7/354
D531,448 S	* 11/2006	Boss et al.	D7/354
D540,111 S	* 4/2007	Nichols et al.	D7/354
D540,616 S	* 4/2007	Nichols et al.	D7/354
D547,595 S	* 7/2007	Bowen et al.	D7/354
D574,188 S	8/2008	Beny	
D600,507 S	* 9/2009	Nolan	D7/675
D615,830 S	5/2010	Shamoon	
D618,955 S	7/2010	Antoun et al.	
D618,956 S	7/2010	Antoun et al.	
D628,862 S	* 12/2010	Zeilinger	D7/675
D640,504 S	* 6/2011	Gober	D7/505
D658,018 S	* 4/2012	Cavin et al.	D7/675
D663,167 S	* 7/2012	Gober	D7/551.1
D666,062 S	* 8/2012	Zemel	D7/675

(56) **References Cited**

U.S. PATENT DOCUMENTS

D27,743 S	10/1897	Gridley	
D27,888 S	* 11/1897	Snow	D7/551.2
2,023,470 A	12/1935	Hart	
D102,705 S	* 1/1937	Strauch	D27/170
D122,414 S	9/1940	Prouty	
D131,405 S	2/1942	Dreitzer	
D174,831 S	5/1955	Nowak	
D188,339 S	7/1960	Blumer	
D197,020 S	12/1963	Zeiler	
D199,991 S	1/1965	McManney	
D206,773 S	1/1967	Reny	
D247,876 S	* 5/1978	Garson et al.	D9/659
D251,396 S	3/1979	Hutchinson	
D261,874 S	11/1981	Tenzer	
D265,708 S	* 8/1982	O'Dell	D7/354
D265,866 S	* 8/1982	Levin	D3/271.1
D273,964 S	5/1984	Roth	
D305,592 S	* 1/1990	Harris et al.	D7/567
D332,032 S	* 12/1992	Kaiser	D7/676

\* cited by examiner

*Primary Examiner* — Marianne Pandozzi  
(74) *Attorney, Agent, or Firm* — QuickPatents; Kevin Prince

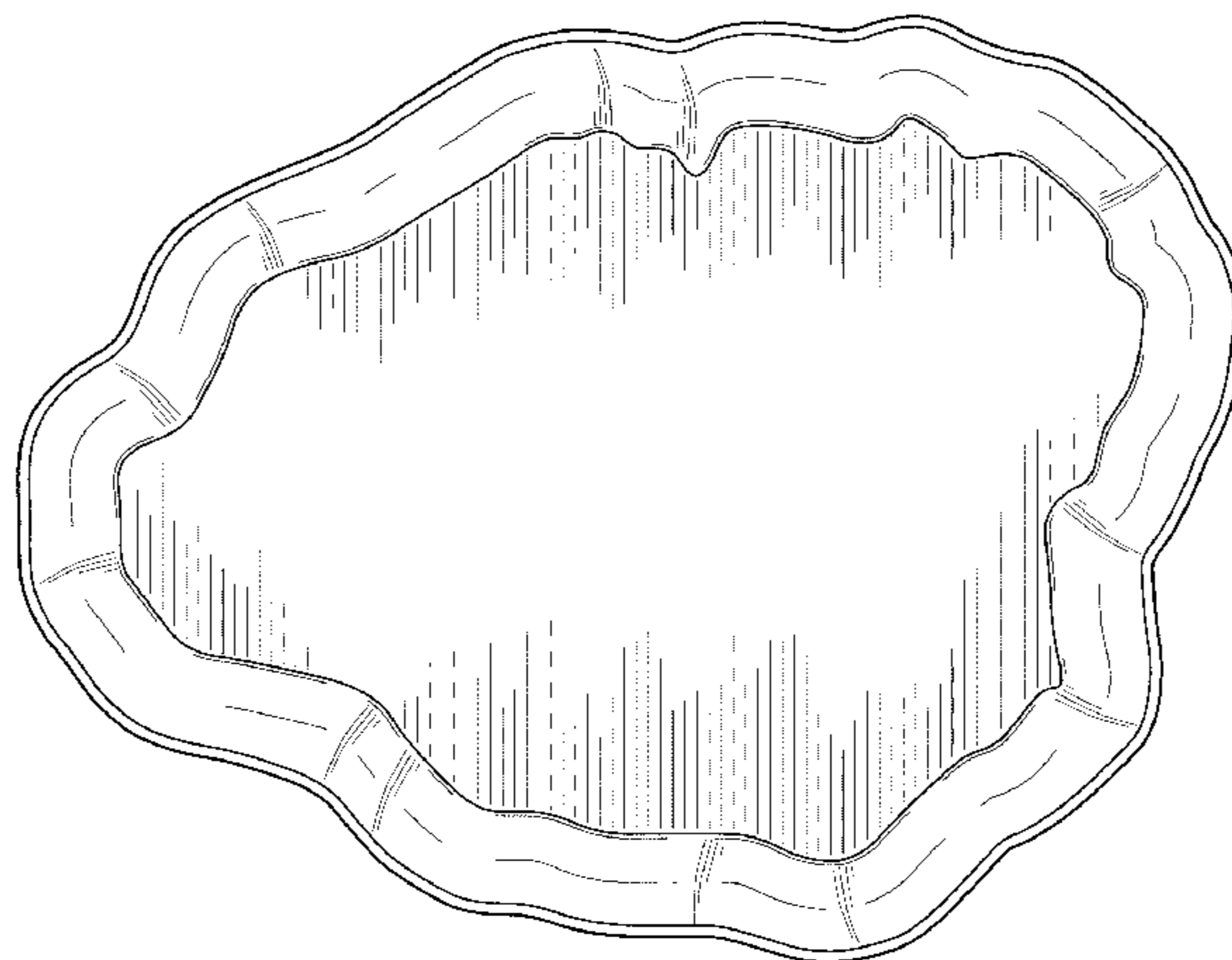
(57) **CLAIM**

I claim the ornamental design for a Kauai shaped plate, as shown and described.

**DESCRIPTION**

FIG. 1 is a perspective view of a Kauai shaped plate, showing my new design;  
FIG. 2 is a top plan view thereof;  
FIG. 3 is a bottom plan view thereof;  
FIG. 4 is a front elevational view thereof;  
FIG. 5 is a rear elevational view thereof;  
FIG. 6 is a right-side elevational view thereof; and,  
FIG. 7 is a left-side elevational view thereof.

**1 Claim, 4 Drawing Sheets**



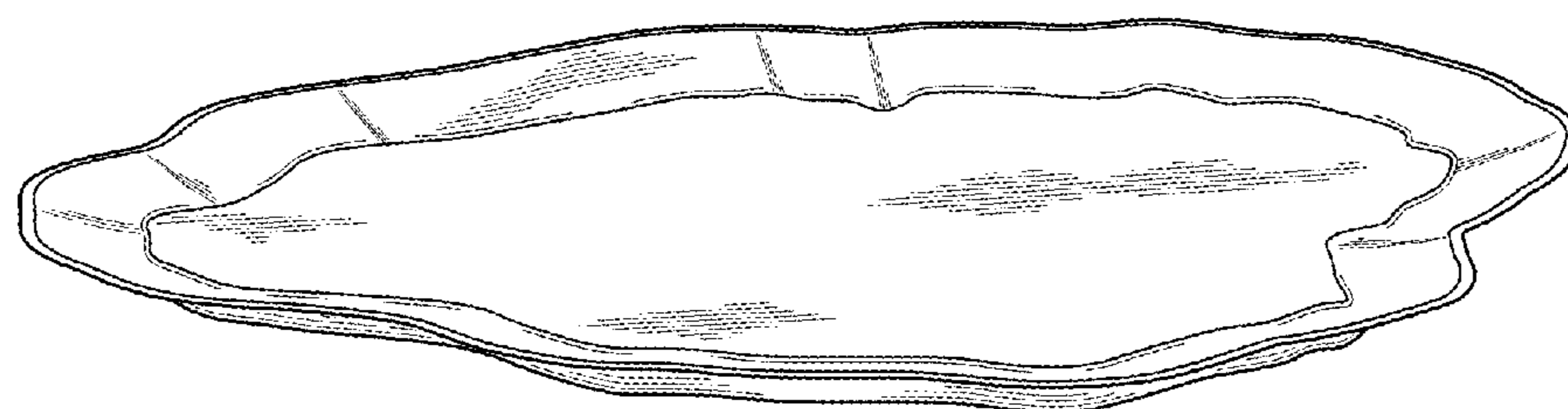


FIG. 1

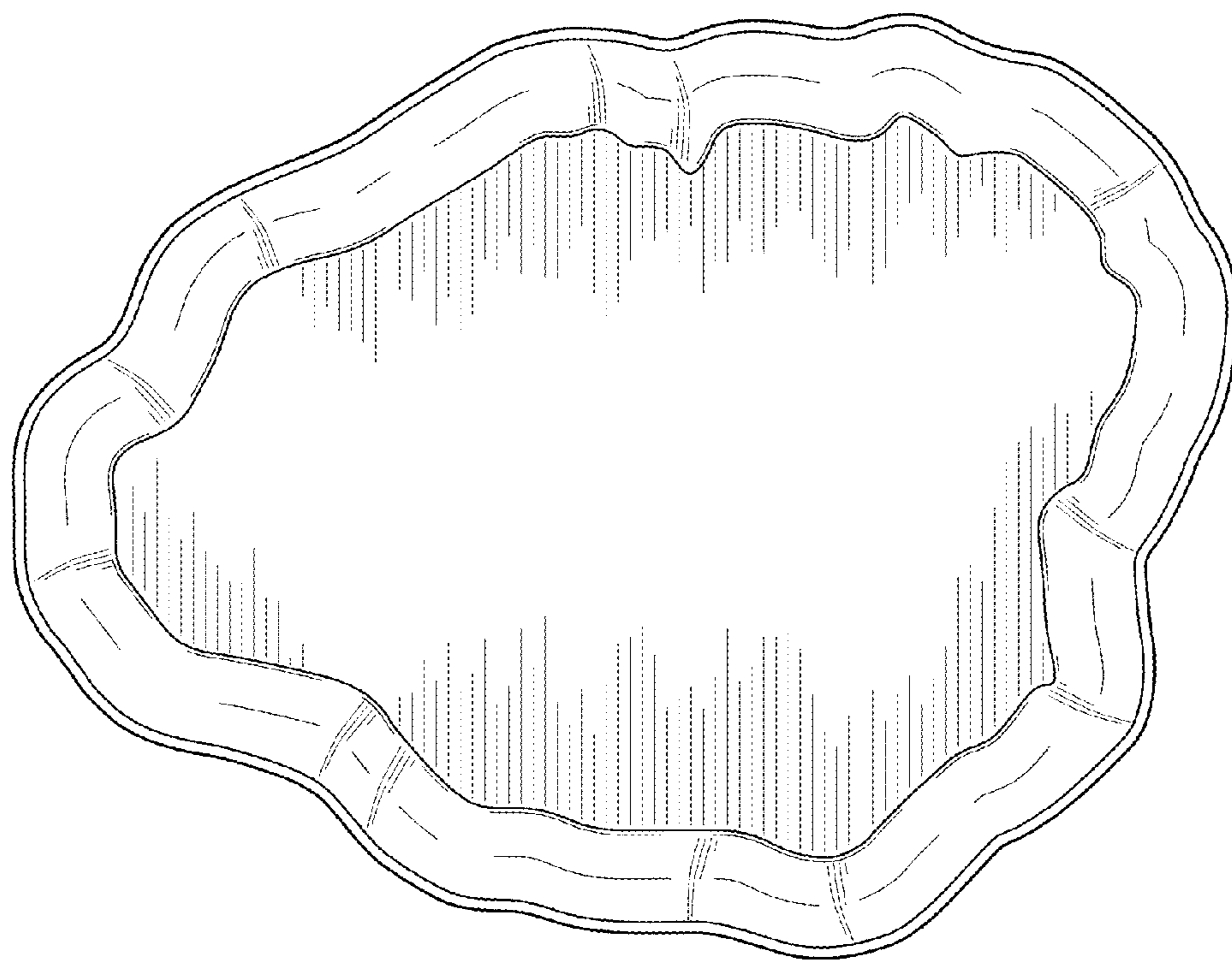


FIG. 2

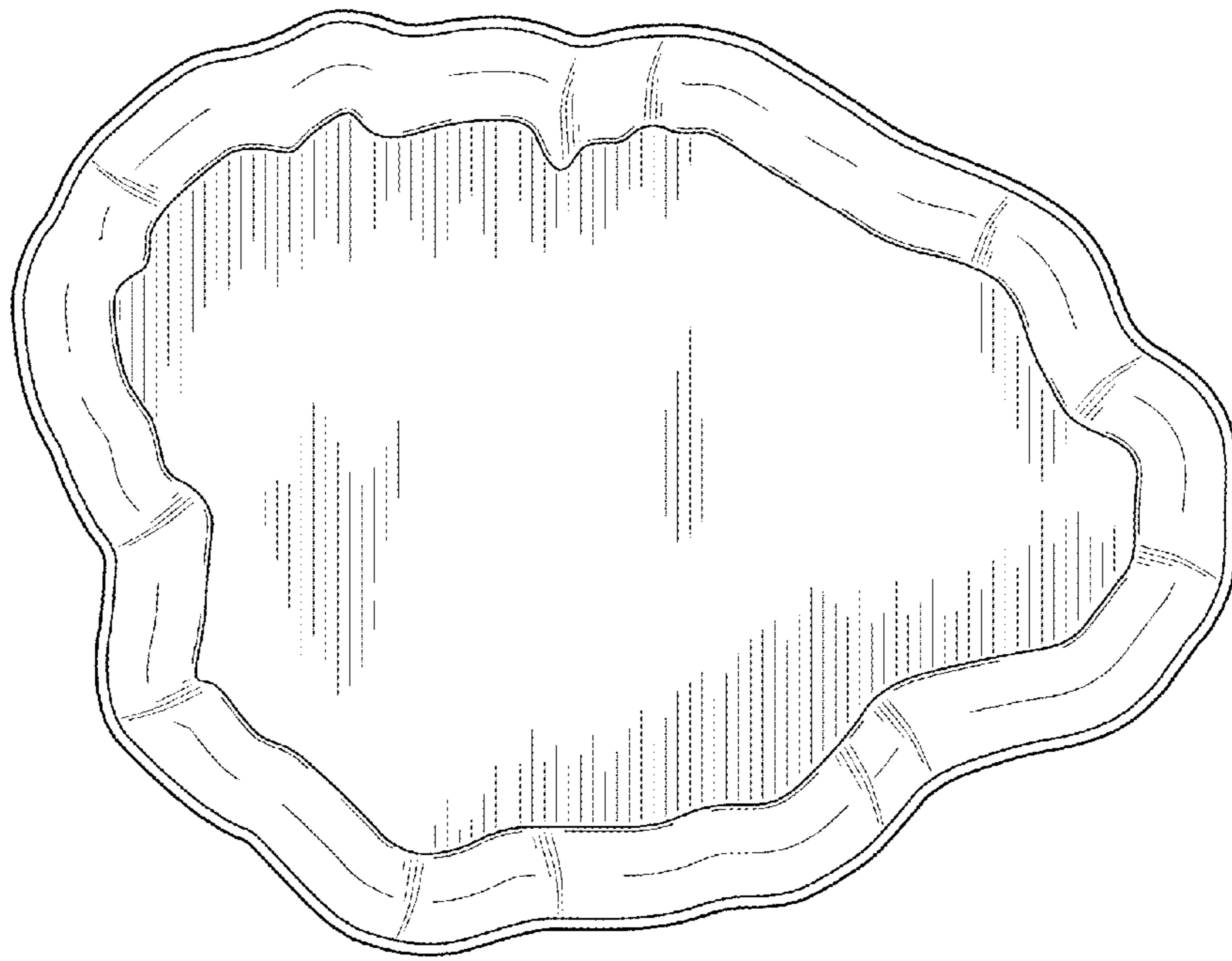


FIG. 3



FIG. 4




FIG. 5

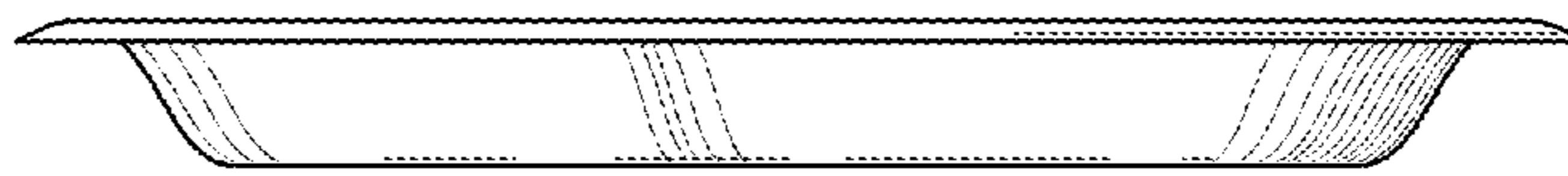


FIG. 6




FIG. 7