



US00D686446S

(12) **United States Design Patent**
Valera

(10) **Patent No.:** **US D686,446 S**
(45) **Date of Patent:** **** Jul. 23, 2013**

(54) **PLATE APPARATUS FOR FOOD TOASTING
DEVICE**

(76) Inventor: **Diego Valera**, Miami, FL (US)

(**) Term: **14 Years**

(21) Appl. No.: **29/422,987**

(22) Filed: **May 25, 2012**

(51) **LOC (9) Cl.** **07-02**

(52) **U.S. Cl.**
USPC **D7/352**; D7/362; D7/364

(58) **Field of Classification Search**
USPC D7/323, 329–331, 337, 339, 346–347,
D7/350.1–350.4, 352–367, 391, 393, 395,
D7/402, 409–410, 538, 542, 672–674;
99/324–325, 331–332, 337–349, 358, 369–376,
99/380, 389, 400–418, 422, 425, 444–446,
99/483; 126/37 R, 261, 378.1; 206/501–505,
206/507–508; 219/386, 400, 405, 429–442,
219/450.1, 452.13, 620–624, 725, 730–735;
220/23.8, 315, 573.1–573.5, 912; 426/438,
426/441, 549

See application file for complete search history.

(56) **References Cited**

U.S. PATENT DOCUMENTS

2,780,163	A *	2/1957	Lee	99/375
3,719,507	A *	3/1973	Bardeau	99/375
6,487,963	B1 *	12/2002	Wu	99/340
D514,384	S *	2/2006	Mitchell et al.	D7/410

D642,420	S *	8/2011	Lavy et al.	D7/352
D643,243	S *	8/2011	Harrod	D7/352
D643,673	S *	8/2011	Lavy et al.	D7/352
D643,676	S *	8/2011	Lavy et al.	D7/364
D657,608	S *	4/2012	Lavy et al.	D7/352
D657,609	S *	4/2012	Lavy et al.	D7/352
D669,299	S *	10/2012	Lavy et al.	D7/352
D669,300	S *	10/2012	Lavy et al.	D7/352
D677,528	S *	3/2013	Kwon	D7/409

* cited by examiner

Primary Examiner — Ricky Pham

(74) *Attorney, Agent, or Firm* — Mark Terry

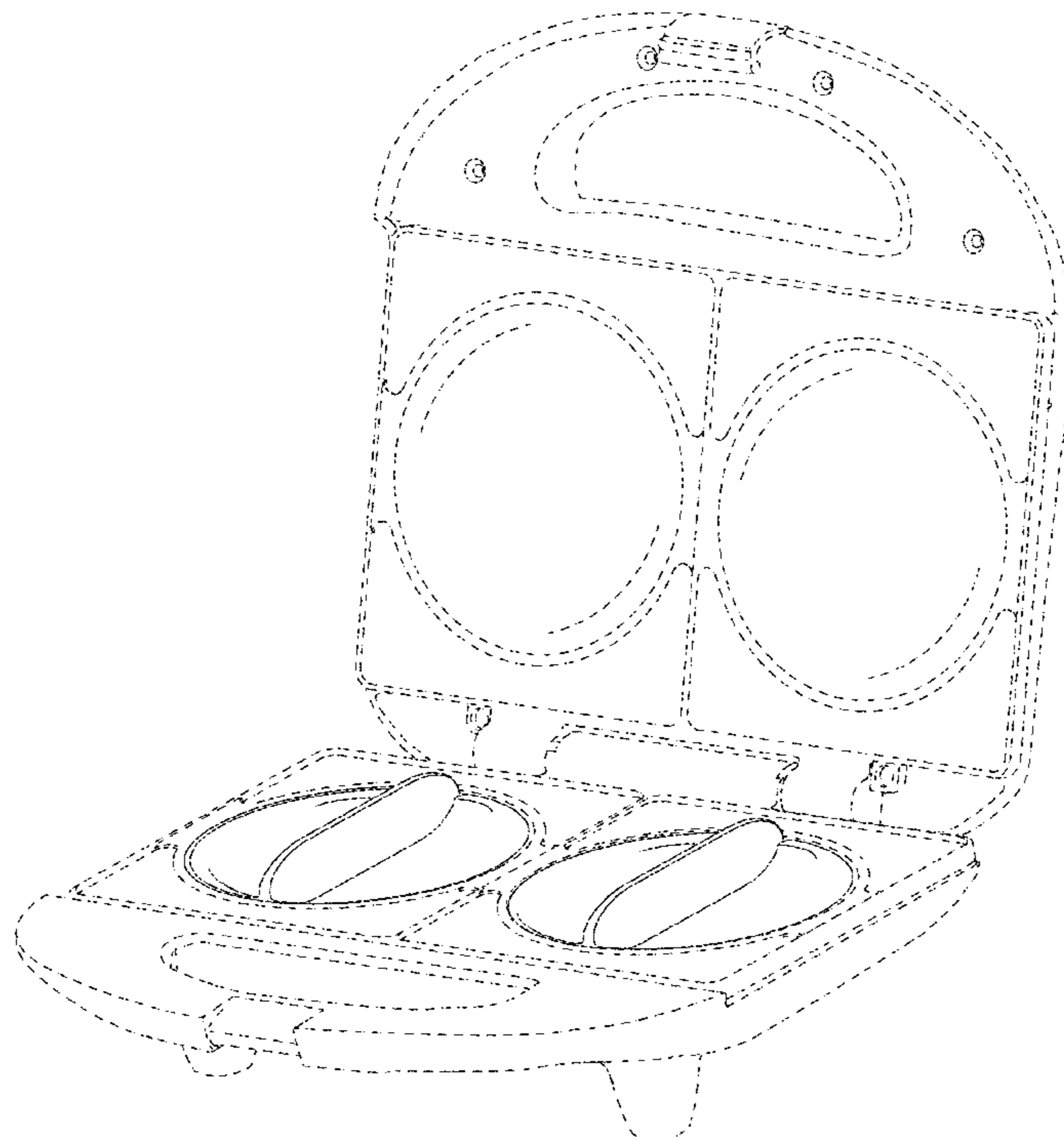
(57) **CLAIM**

The ornamental design for a plate apparatus for a food toast-
ing device, as shown and described.

DESCRIPTION

FIG. 1 is a top view of the plate apparatus for a food toasting
device, showing the new design;
FIG. 2 is a bottom view thereof;
FIG. 3 is a side view thereof;
FIG. 4 is a front view thereof;
FIG. 5 is a top perspective view thereof;
FIG. 6 is a side perspective view of the plate apparatus used in
tandem in a food toasting device, showing the new design;
and,
FIG. 7 is a top perspective view of the plate apparatus used in
tandem in a food toasting device, showing the new design.
The broken lines shown in the drawings are for illustrative
purposes only and form no part of the claimed design.

1 Claim, 4 Drawing Sheets



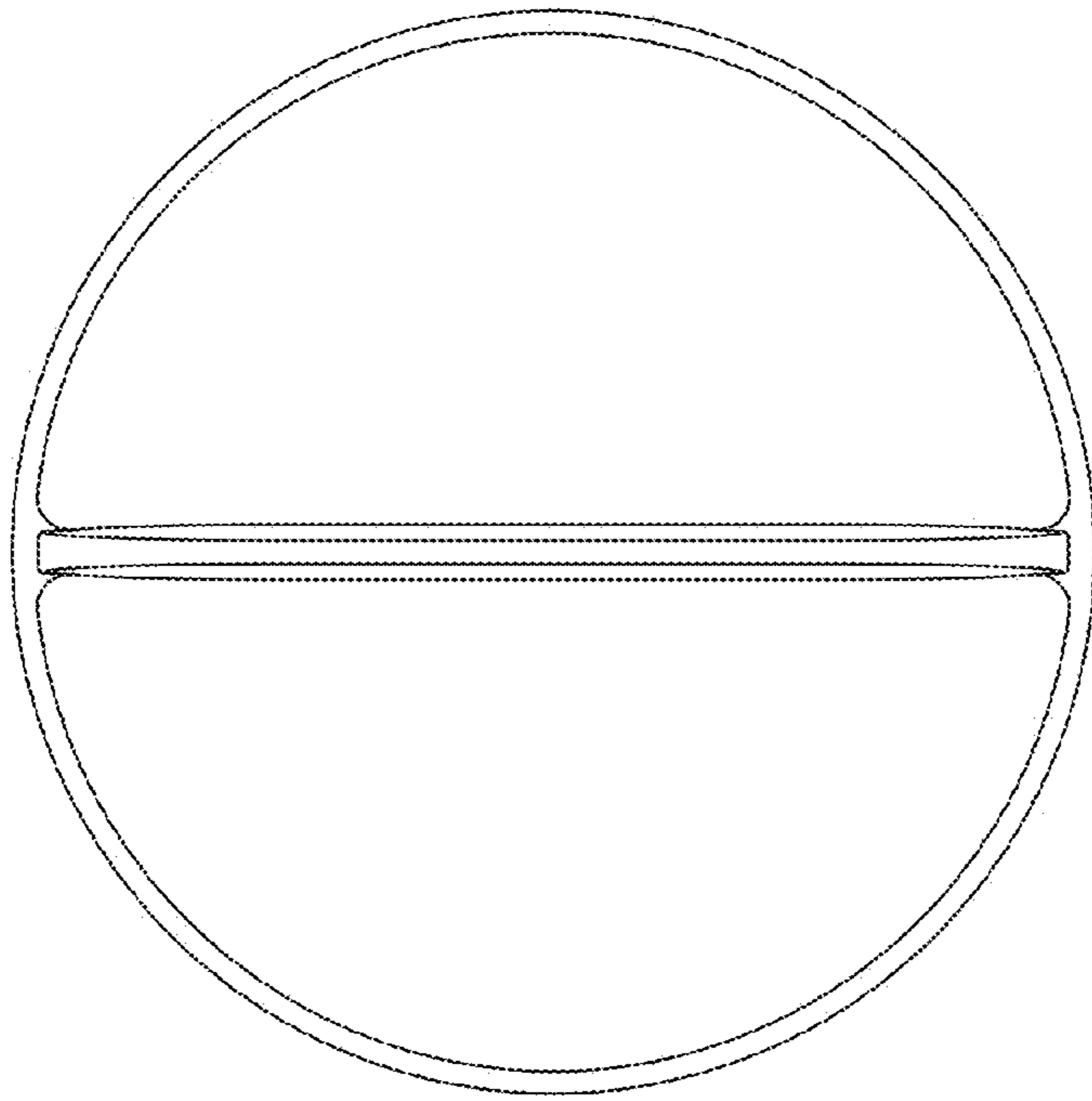


FIG 1




FIG 2

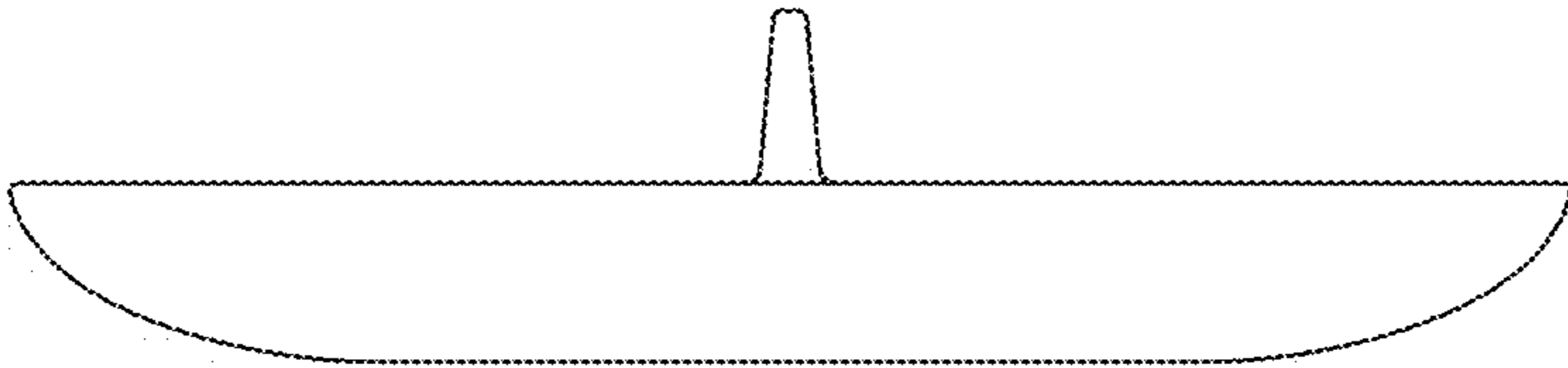


FIG 3

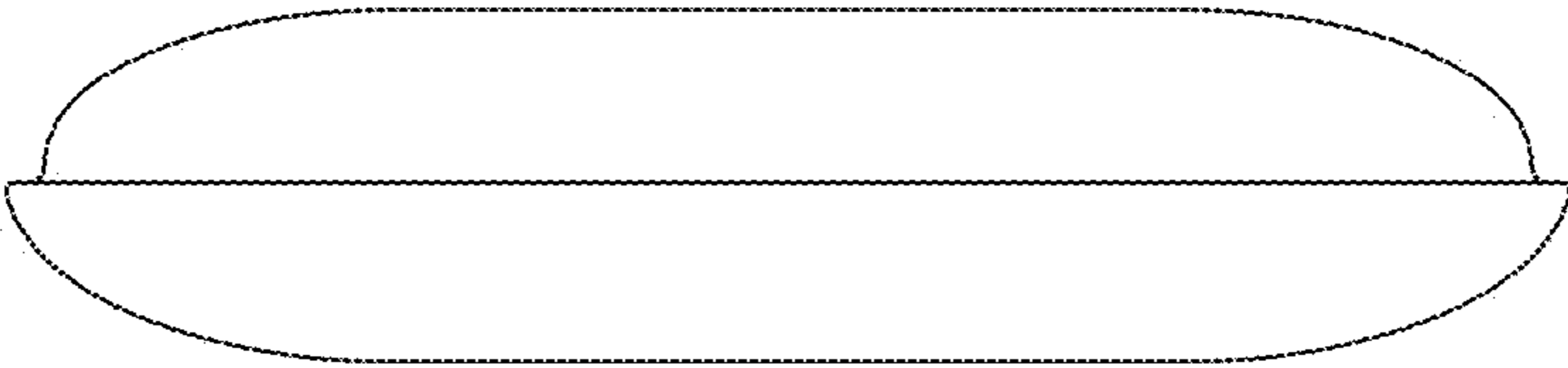


FIG 4

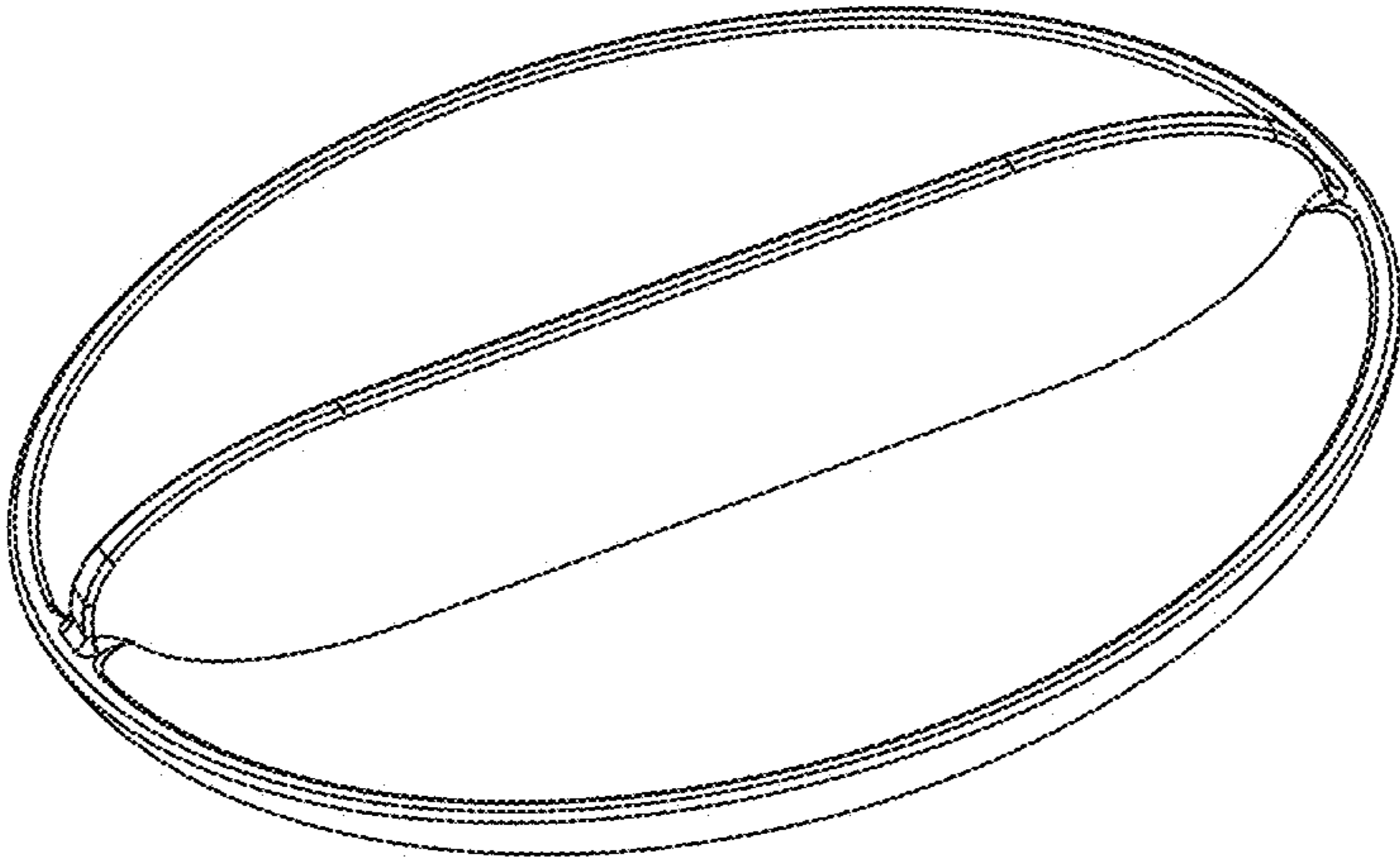


FIG 5

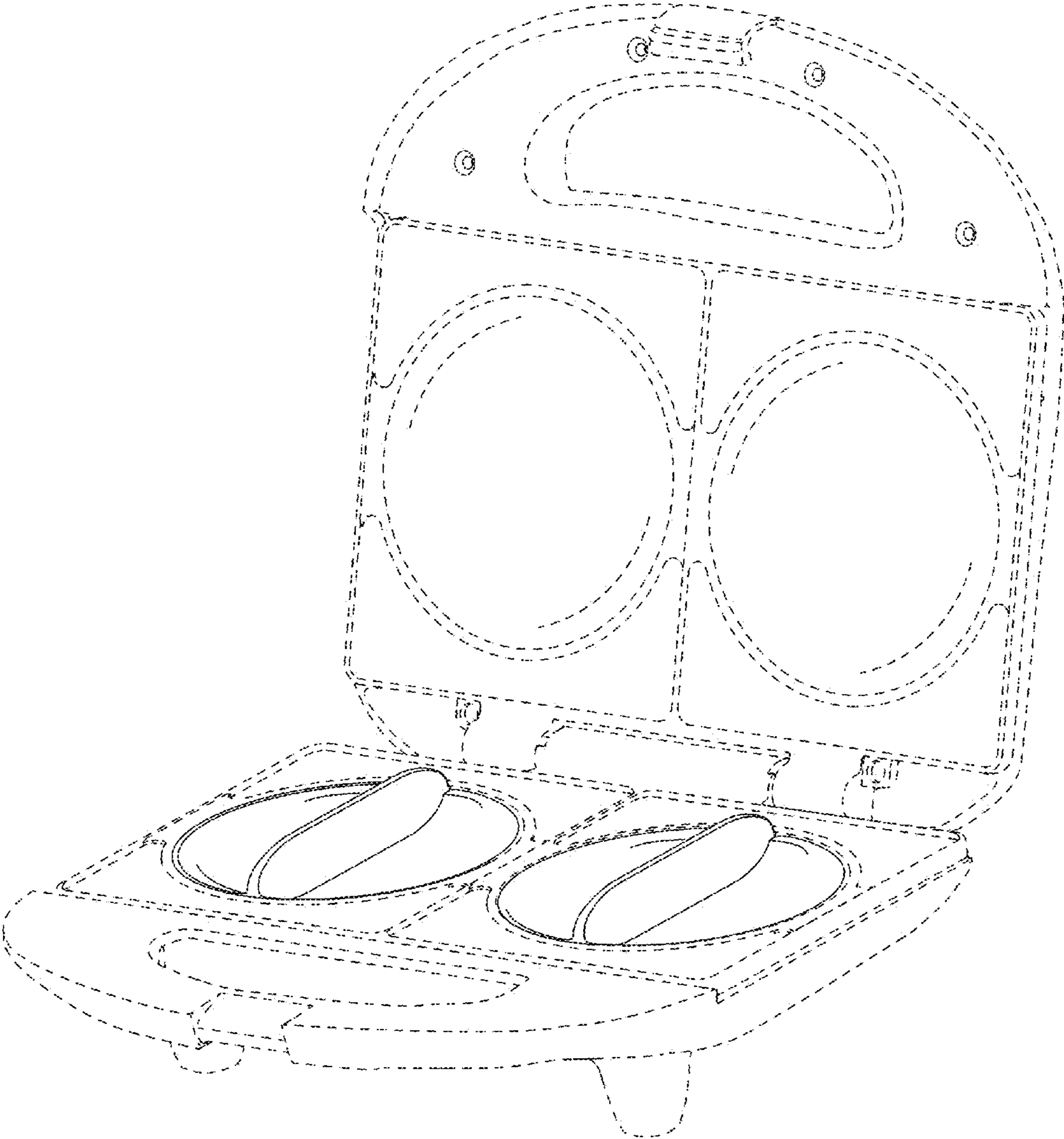


FIG 6

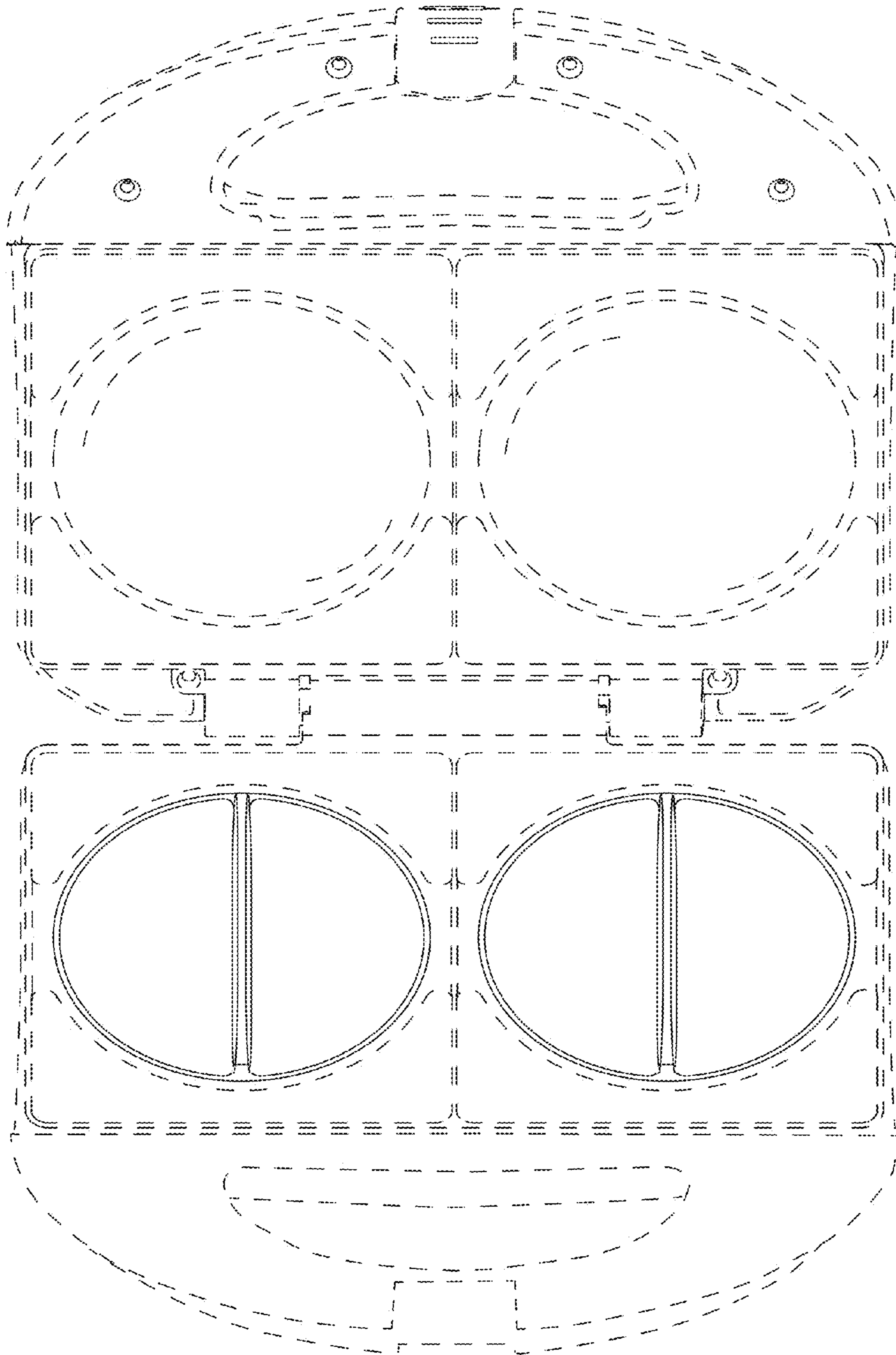


FIG 7