



US00D686432S

(12) **United States Design Patent**  
**Colledge**

(10) **Patent No.:** **US D686,432 S**  
(45) **Date of Patent:** **\*\* Jul. 23, 2013**

(54) **PRIVACY CURTAIN**

(75) Inventor: **Tony Colledge**, Witney (GB)

(73) Assignee: **Marlux Medical Limited**, Birmingham (GB)

(\*\*) Term: **14 Years**

(21) Appl. No.: **29/402,847**

(22) Filed: **Sep. 28, 2011**

(51) **LOC (9) Cl.** ..... **06-10**

(52) **U.S. Cl.**  
USPC ..... **D6/575**

(58) **Field of Classification Search**  
USPC ..... D6/575, 576, 577, 578, 579, 580,  
D6/581; 428/12; 160/23.1, 84.06, 107, 178.1,  
160/178.2, 263, 296, 330, 340, 341, 370.22,  
160/393, 396, 900; D5/51  
See application file for complete search history.

(56) **References Cited**

U.S. PATENT DOCUMENTS

4,550,038	A *	10/1985	Becker et al.	.....	428/12
4,753,281	A *	6/1988	Wagner	.....	160/84.06
D320,127	S *	9/1991	Schopp	.....	D6/575
D397,571	S *	9/1998	Anthony et al.	.....	D6/575
D400,039	S *	10/1998	Wolgan	.....	D6/575

\* cited by examiner

*Primary Examiner* — Susan Bennett Hattan

(74) *Attorney, Agent, or Firm* — Alix, Yale & Ristas, LLP

(57) **CLAIM**

The ornamental design for a privacy curtain, as shown and described.

**DESCRIPTION**

FIG. 1 is a perspective view of a privacy curtain in an expanded position showing my new design;

FIG. 2 is a front elevational view of the privacy curtain of FIG. 1 in the expanded position thereof, the opposite rear view being identical;

FIG. 3 is a left side elevational view of the privacy curtain of FIG. 1 in the expanded position, the opposite right side view being identical and wherein said view is taken at a slight angle;

FIG. 4 is a top view of the privacy curtain of FIG. 1 in the expanded position wherein said view is taken at a slight angle to the true vertical;

FIG. 5 is a bottom view of the privacy curtain of FIG. 1 in the opened position wherein said view is taken at a slight angle to the true vertical;

FIG. 6 is an enlarged view of a portion of the view of FIG. 2; FIG. 7 is a perspective view of the privacy curtain of FIG. 1 in a retracted position;

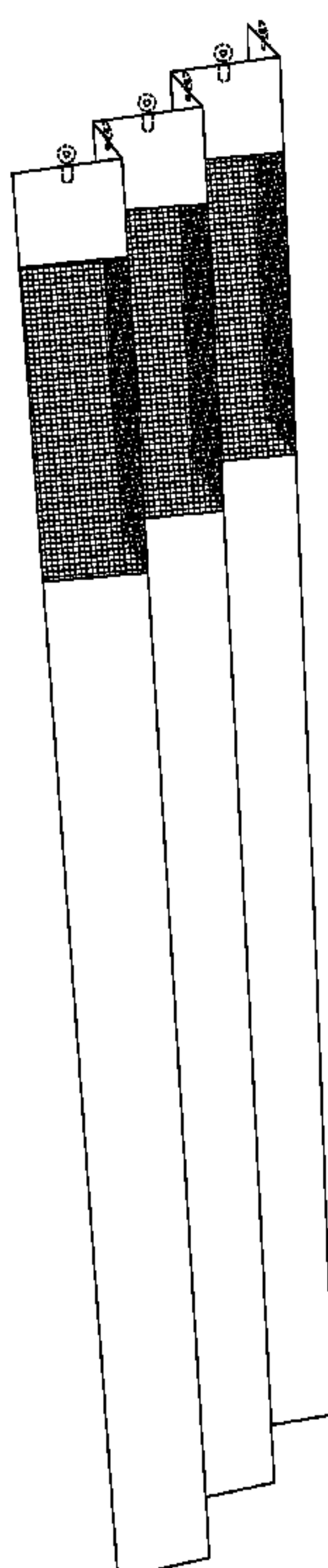
FIG. 8 is a front elevational view of the privacy curtain in the retracted position of FIG. 7, the opposite rear view being identical;


FIG. 9 is a left side elevational view of the privacy curtain in the retracted position of FIG. 7, the opposite right side view being identical; and,

FIG. 10 is an enlarged view of a portion of the front view of FIG. 8.


The broken lines in the drawing depict environmental subject matter only and form no part of the claimed design.

**1 Claim, 10 Drawing Sheets**

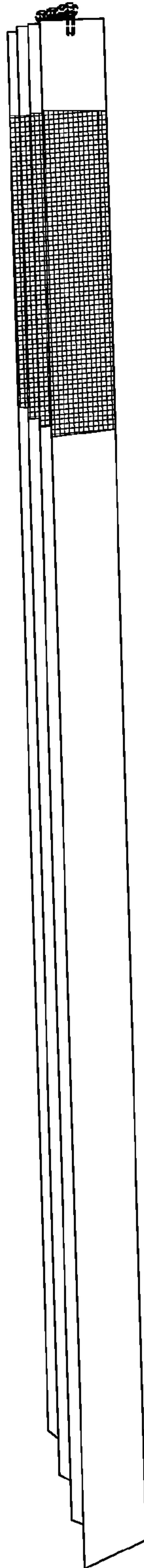




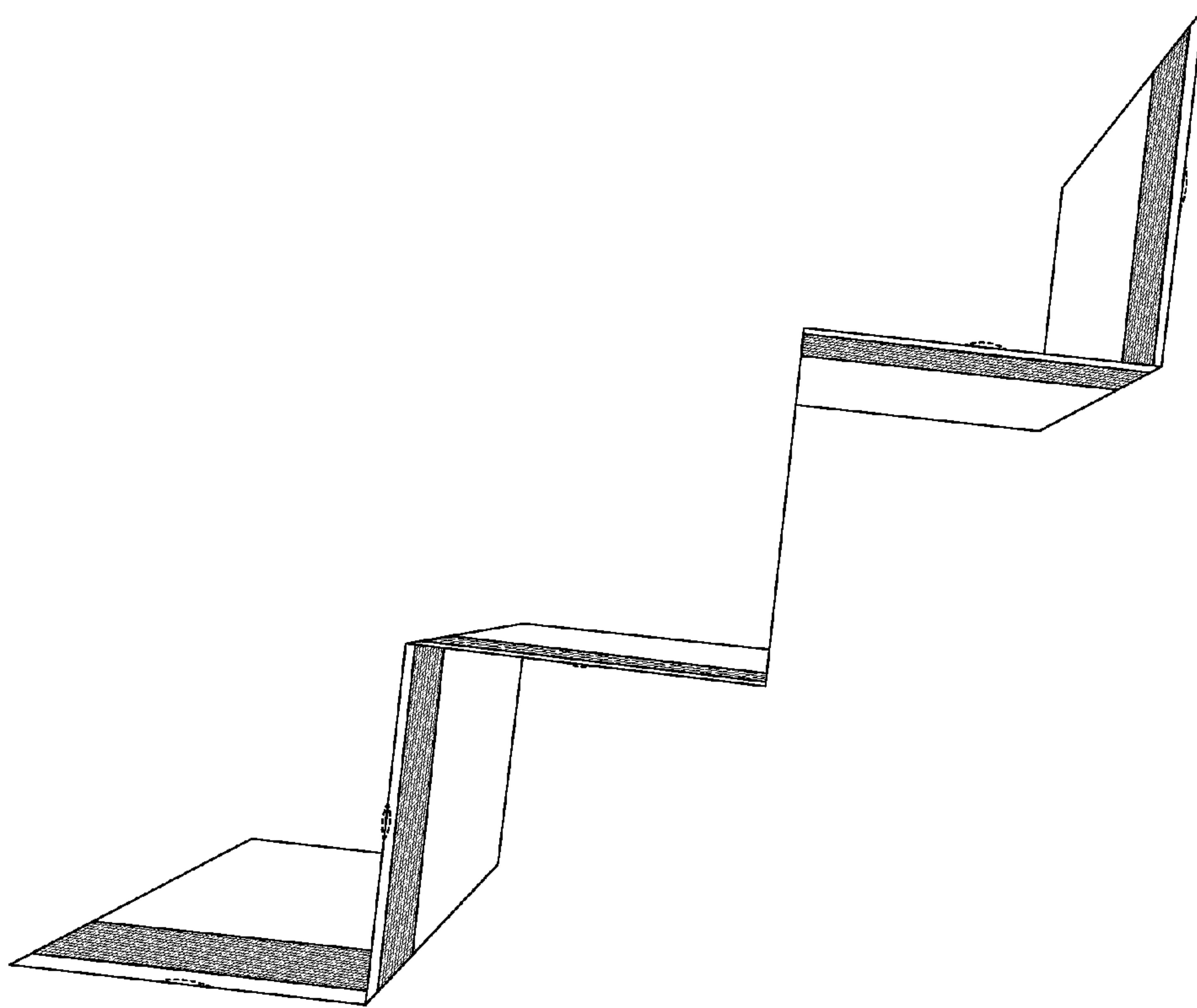
**FIG. 1**



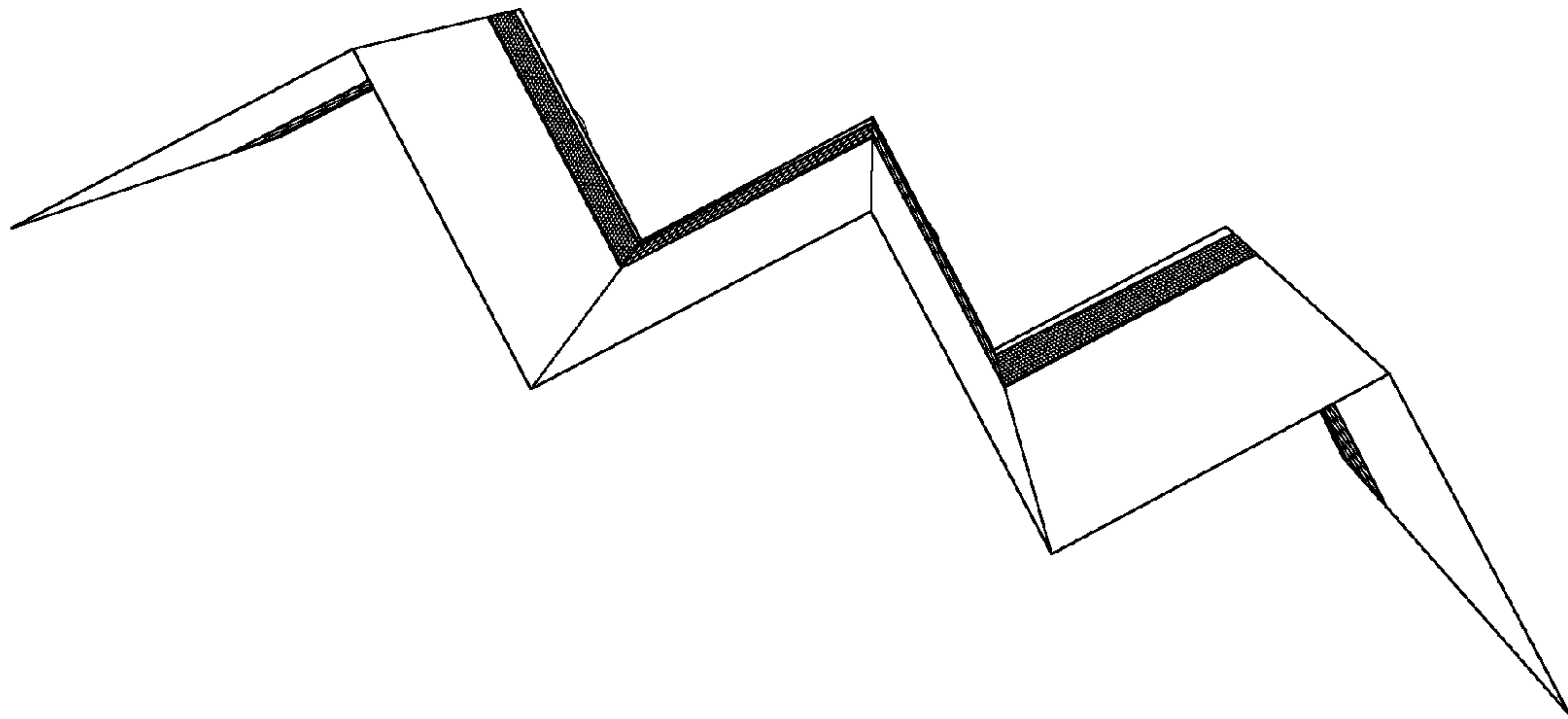
**FIG. 2**



**FIG. 3**

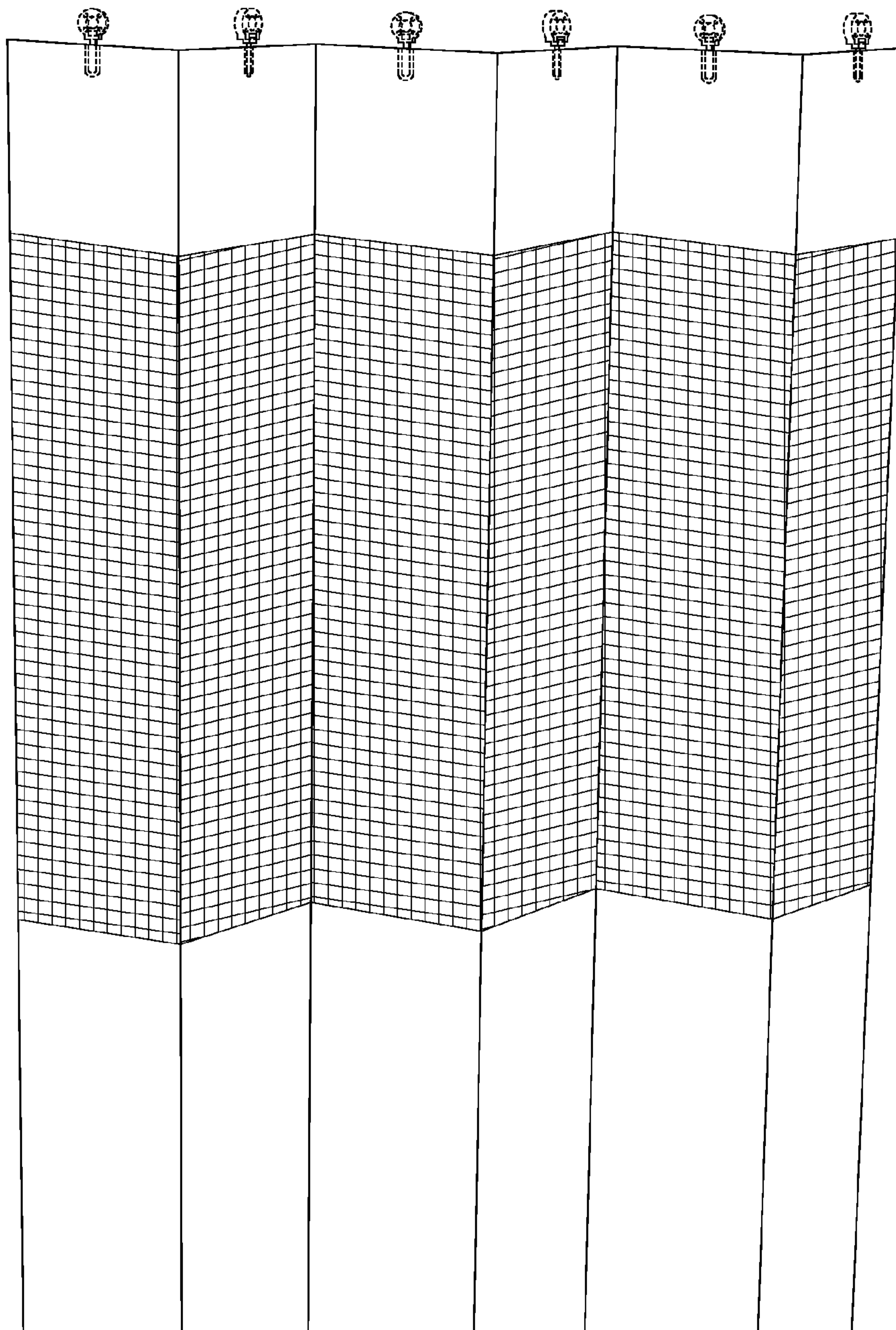


**FIG. 4**

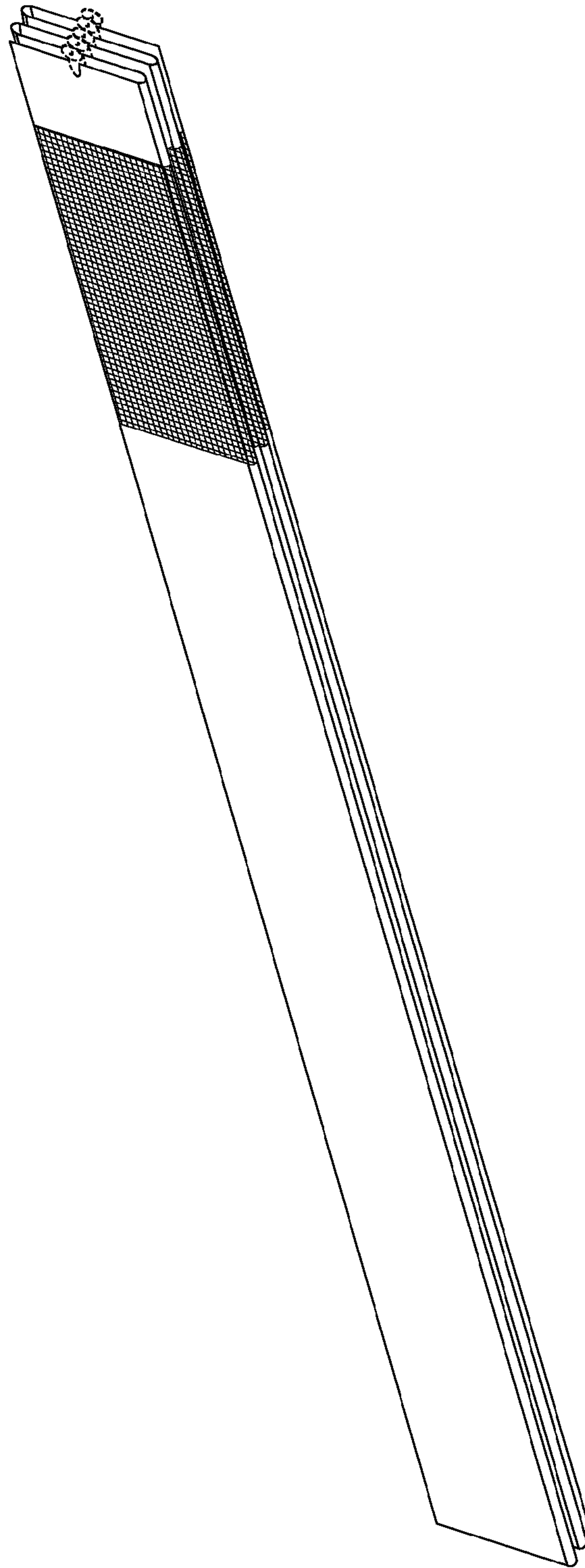


**FIG. 5**



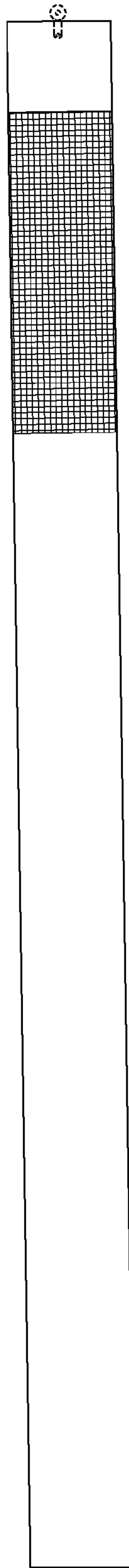


**FIG. 6**

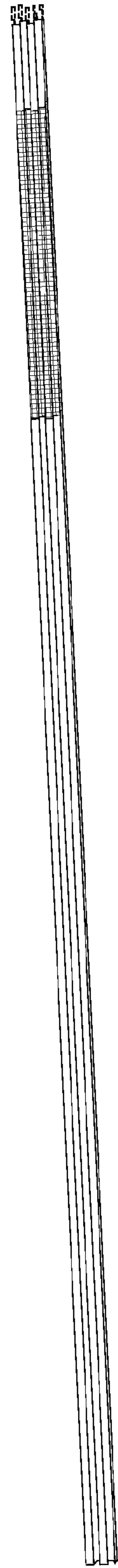


**FIG. 7**






**FIG. 8**



**FIG. 9**



**FIG. 10**