

US00D686427S

(12) **United States Design Patent**
Plested et al.

(10) **Patent No.:** **US D686,427 S**

(45) **Date of Patent:** **** *Jul. 23, 2013**

(54) **STAND FOR A HIGH CHAIR**

(76) Inventors: **Nigel Jason Plested**, London (GB);
Richard Lee Shaw, Middleton (GB)

(*) Notice: This patent is subject to a terminal disclaimer.

(**) Term: **14 Years**

(21) Appl. No.: **29/368,353**

(22) Filed: **Aug. 23, 2010**

Related U.S. Application Data

(62) Division of application No. 29/306,838, filed on Apr. 17, 2008, now Pat. No. Des. 623,429.

(30) **Foreign Application Priority Data**

Oct. 22, 2007 (EP) 000812771

(51) **LOC (9) Cl.** **06-01**

(52) **U.S. Cl.**
USPC **D6/498**

(58) **Field of Classification Search**
USPC D6/336, 487, 495-502; 248/188.1,
248/188.7, 188.8, 188.9

See application file for complete search history.

(56) **References Cited**

U.S. PATENT DOCUMENTS

4,821,986 A * 4/1989 White 248/188.7
D313,703 S * 1/1991 Moschini et al. D6/366
5,402,973 A * 4/1995 Haines 248/188.7
D363,842 S * 11/1995 Larkin D6/498
D363,843 S * 11/1995 Larkin D6/498
D367,573 S * 3/1996 Larkin D6/498
D369,928 S * 5/1996 Larkin D6/498

D407,583 S * 4/1999 Perl D6/498
D414,629 S * 10/1999 Perl D6/498
D428,722 S * 8/2000 Cronk D6/366
D445,581 S * 7/2001 Su D6/366
D447,895 S * 9/2001 Chen D6/498
6,290,191 B1 * 9/2001 Hendricks et al. 248/188.1
D448,591 S * 10/2001 Nixon et al. D6/498
D463,683 S * 10/2002 Goodworth D6/486
D463,685 S * 10/2002 Goodworth D6/486
D495,537 S * 9/2004 Fu D6/498
D507,436 S * 7/2005 Chao D6/498
D518,318 S * 4/2006 Koepke D6/498
7,185,949 B2 3/2007 Finell
D552,385 S * 10/2007 Yeh D6/498
D580,829 S 11/2008 Jacobs
D581,323 S 11/2008 Toussaint
D583,719 S 12/2008 Siewertsen
D585,672 S * 2/2009 Mazzera D6/498
D601,827 S * 10/2009 Parker et al. D6/498
7,713,219 B2 * 5/2010 Helgeson et al. 601/41
2007/0194609 A1 8/2007 Chen

* cited by examiner

Primary Examiner — Sandra Snapp

(57) **CLAIM**

The ornamental design for a stand for a high chair, as shown and described.

DESCRIPTION

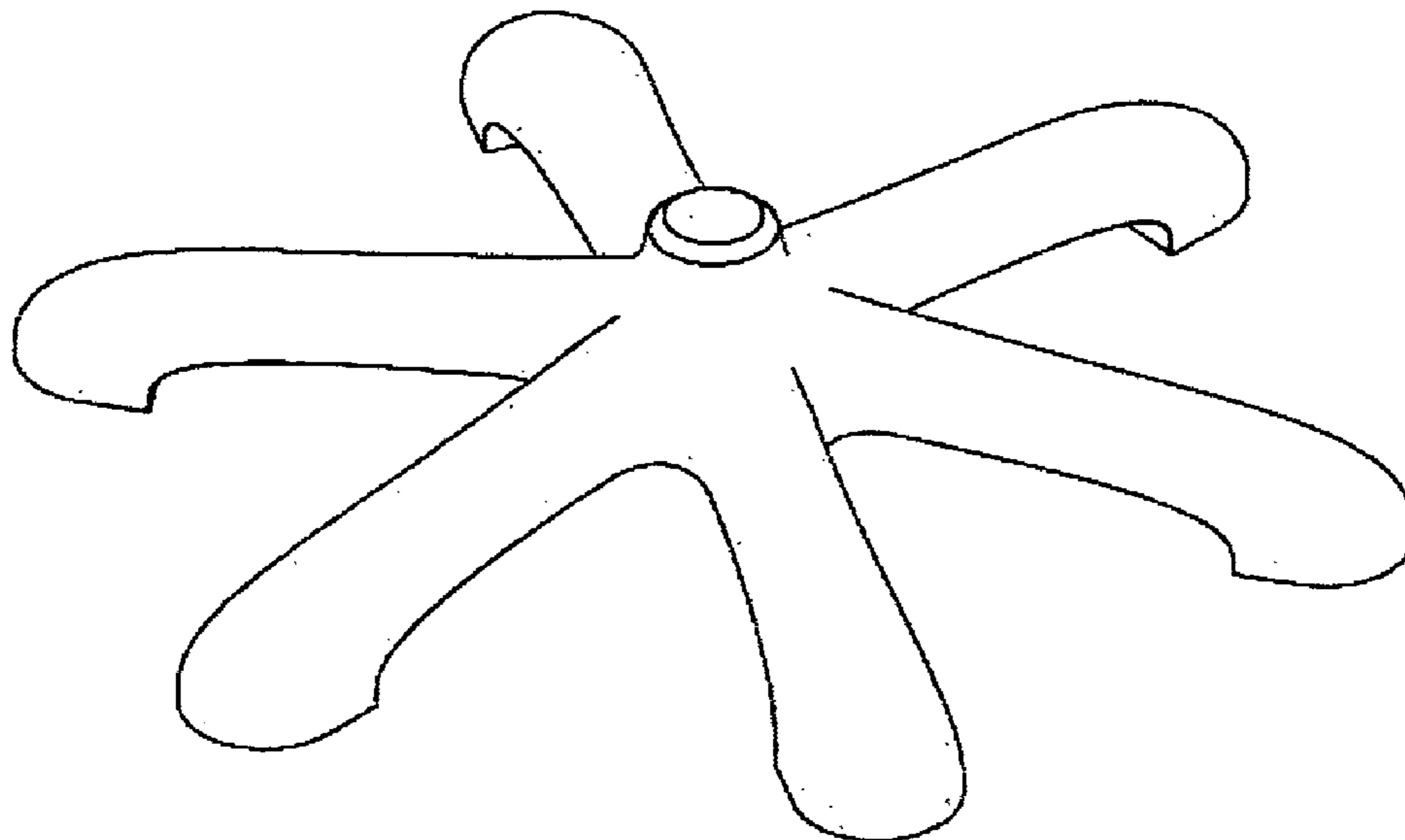
FIG. 1 is a top view of an ornamental design for a stand for a high chair.

FIG. 2 is a perspective view of an ornamental design for a stand for a high chair.

FIG. 3 is a front view of an ornamental design for a stand for a high chair; and,

FIG. 4 is a side view of an ornamental design for a stand for a high chair.

1 Claim, 1 Drawing Sheet



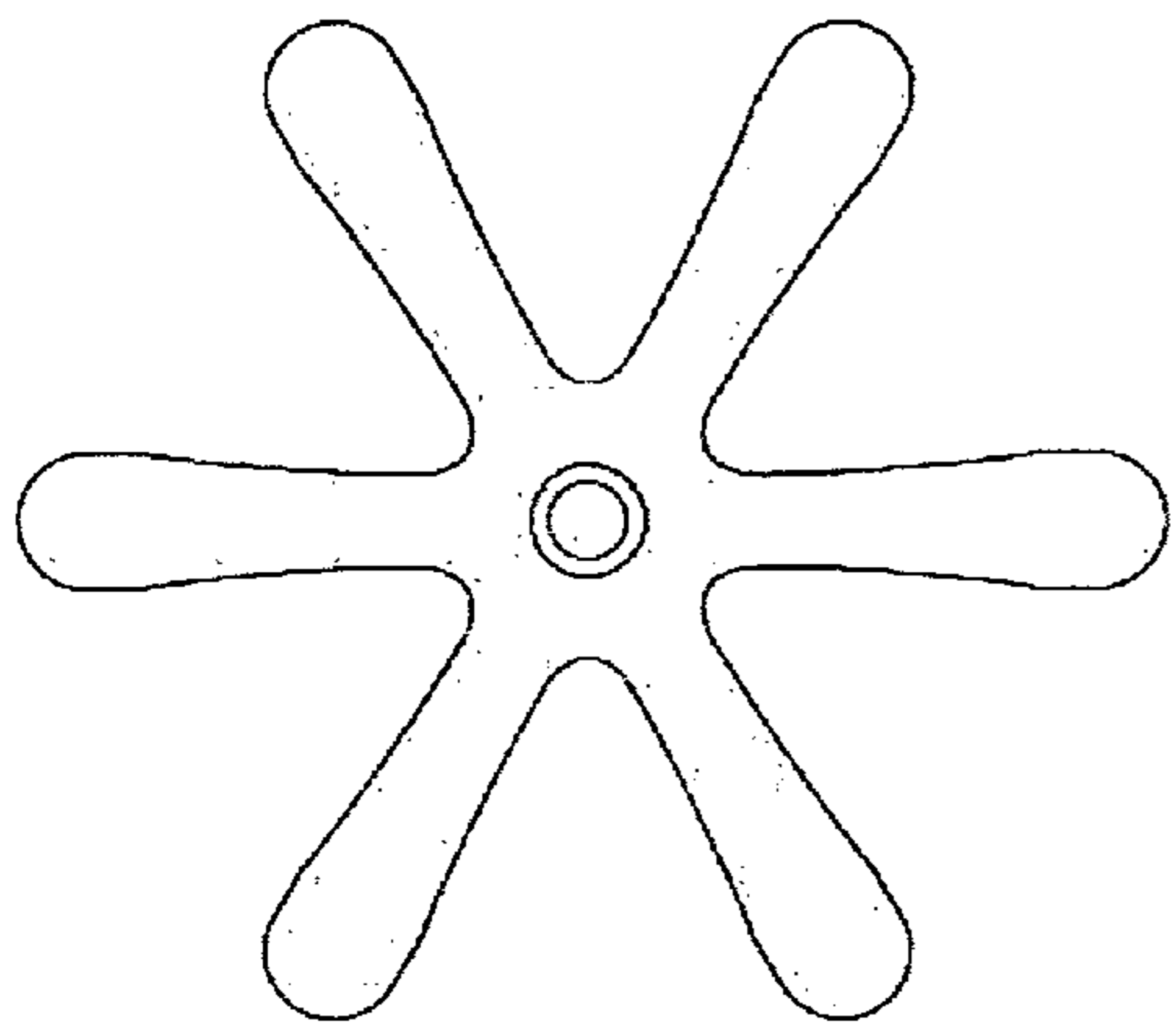


FIG. 1

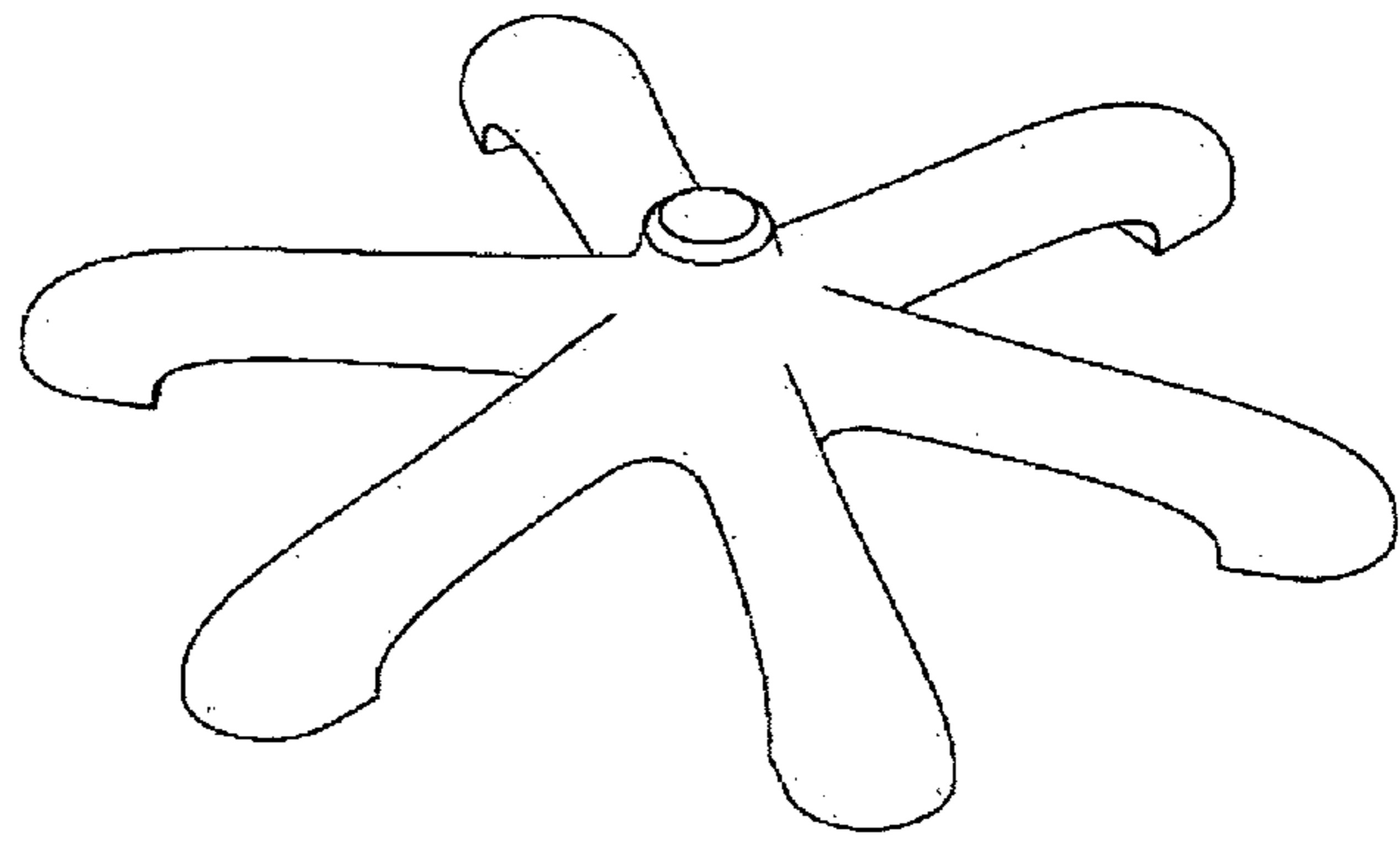


FIG. 2

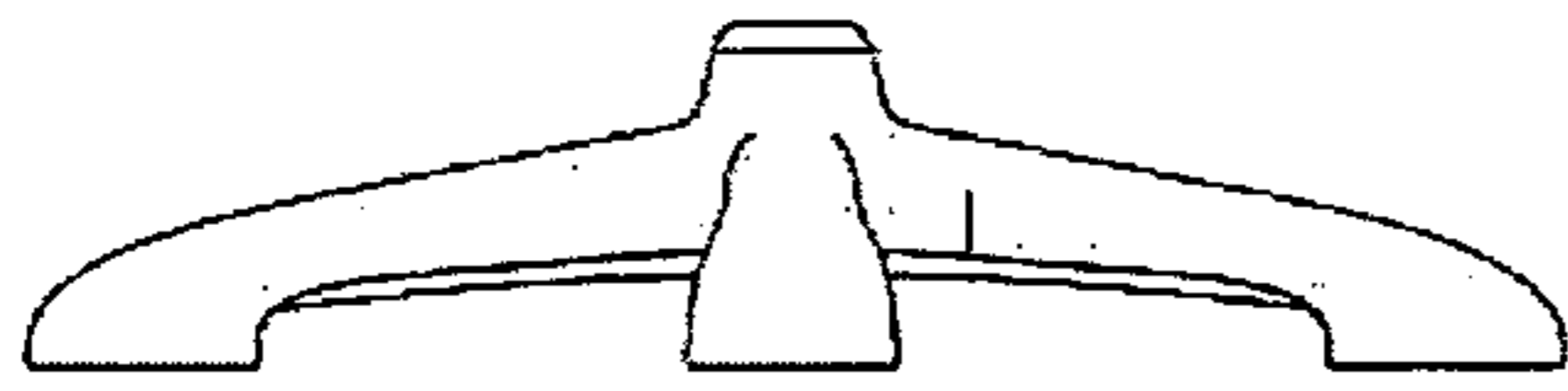


FIG. 3

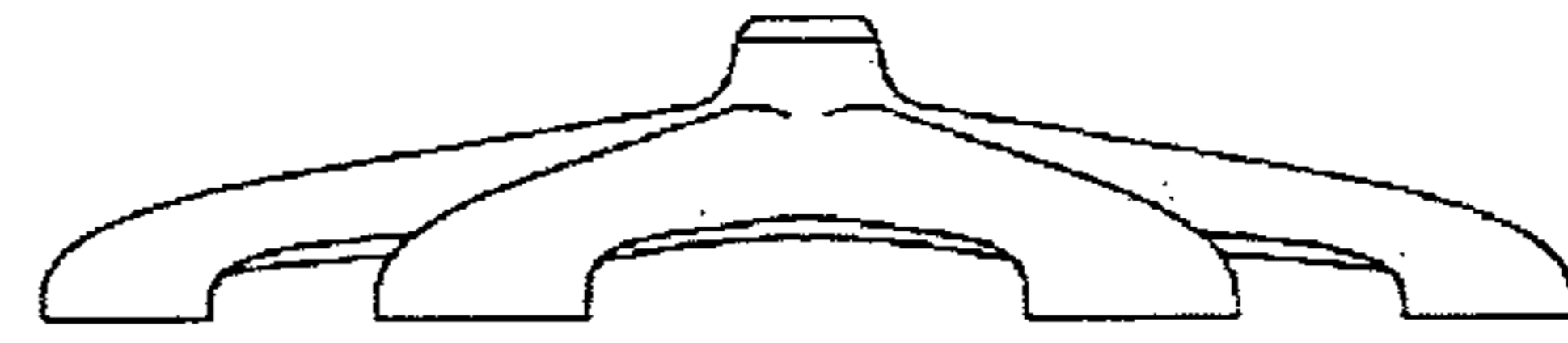


FIG. 4