



US00D686408S

(12) **United States Design Patent**
Sternlight et al.

(10) **Patent No.:** **US D686,408 S**
(45) **Date of Patent:** **** Jul. 23, 2013**

(54) **COMBINATION CARRYING PACK AND
BLANKET AND PILLOW**

(76) Inventors: **David Bret Sternlight**, Canoga Park,
CA (US); **Kyna Rose Sternlight**,
Canoga Park, CA (US)

(**) Term: **14 Years**

(21) Appl. No.: **29/379,536**

(22) Filed: **Nov. 19, 2010**

(51) **LOC (9) Cl.** **03-01**

(52) **U.S. Cl.**
USPC **D3/216; D3/217**

(58) **Field of Classification Search**
USPC **D3/214, 215, 216, 217, 270; D2/830;**
224/153, 576, 577, 578
See application file for complete search history.

(56) **References Cited**

U.S. PATENT DOCUMENTS

2,375,655	A *	5/1945	Irvin	224/576
4,662,550	A *	5/1987	O'Donnell	224/657
D320,501	S *	10/1991	Marks	D3/217
D385,688	S *	11/1997	Clausell	D2/831
5,785,219	A *	7/1998	Kraft	224/576
5,850,634	A *	12/1998	Toombs	2/93
D403,836	S *	1/1999	Len	D2/830
D404,539	S *	1/1999	Glasser	D2/831
D450,447	S *	11/2001	Willingham et al.	D3/216
6,510,974	B2 *	1/2003	Willingham et al.	224/657
D505,258	S *	5/2005	Bird et al.	D3/217
D617,091	S *	6/2010	Gold et al.	D3/216
D617,092	S *	6/2010	Gold et al.	D3/216
D624,748	S *	10/2010	Gold et al.	D3/216
D631,245	S *	1/2011	Sabbah	D3/217
D649,782	S *	12/2011	Chen et al.	D3/270
D661,092	S *	6/2012	Chen et al.	D3/270
D661,481	S *	6/2012	Hedaya	D3/217
2002/0166881	A1 *	11/2002	Willingham et al.	224/652

2006/0213943	A1 *	9/2006	Gold et al.	224/576
2009/0180715	A1 *	7/2009	Wittke-Kothe	383/4
2010/0078457	A1 *	4/2010	Pitchford et al.	224/576
2011/0297719	A1 *	12/2011	Sabbah	224/576
2011/0309122	A1 *	12/2011	Sternlight et al.	224/576

* cited by examiner

Primary Examiner — T. Chase Nelson

(74) *Attorney, Agent, or Firm* — QuickPatents; Kevin Prince

(57) **CLAIM**

We claim the ornamental design for a combination carrying pack and blanket and pillow, as shown and described.

DESCRIPTION

FIG. 1 is a perspective view of a combination carrying pack and blanket and pillow, showing the new design in an extended blanket and pillow configuration; FIG. 2 is a rear elevational view thereof, illustrated in a carrying pack configuration; FIG. 3 is a front elevational view of FIG. 2; FIG. 4 is a left-side elevational view of FIG. 2; FIG. 5 is a right-side elevational view of FIG. 2; FIG. 6 is a top plan view of FIG. 2; FIG. 7 is a bottom plan view of FIG. 2; FIG. 8 is a rear elevational view thereof, illustrated in the extended blanket and pillow configuration; FIG. 9 is a front elevational view of FIG. 8; FIG. 10 is a left-side elevational view of FIG. 8; FIG. 11 is a right-side elevational view of FIG. 8; FIG. 12 is a top plan view of FIG. 8; and, FIG. 13 is a bottom plan view of FIG. 8.

The broken lines showing a child in FIG. 1 are included for the purpose of illustrating the invention in use, and form no part of the claimed design. The broken lines showing a plush bear's head in FIGS. 1, 3-7, 9-13, and a plush bear's tail in FIGS. 8-11 and 13 are environmental matter, and form no part of the claimed design.

1 Claim, 8 Drawing Sheets





FIG. 1

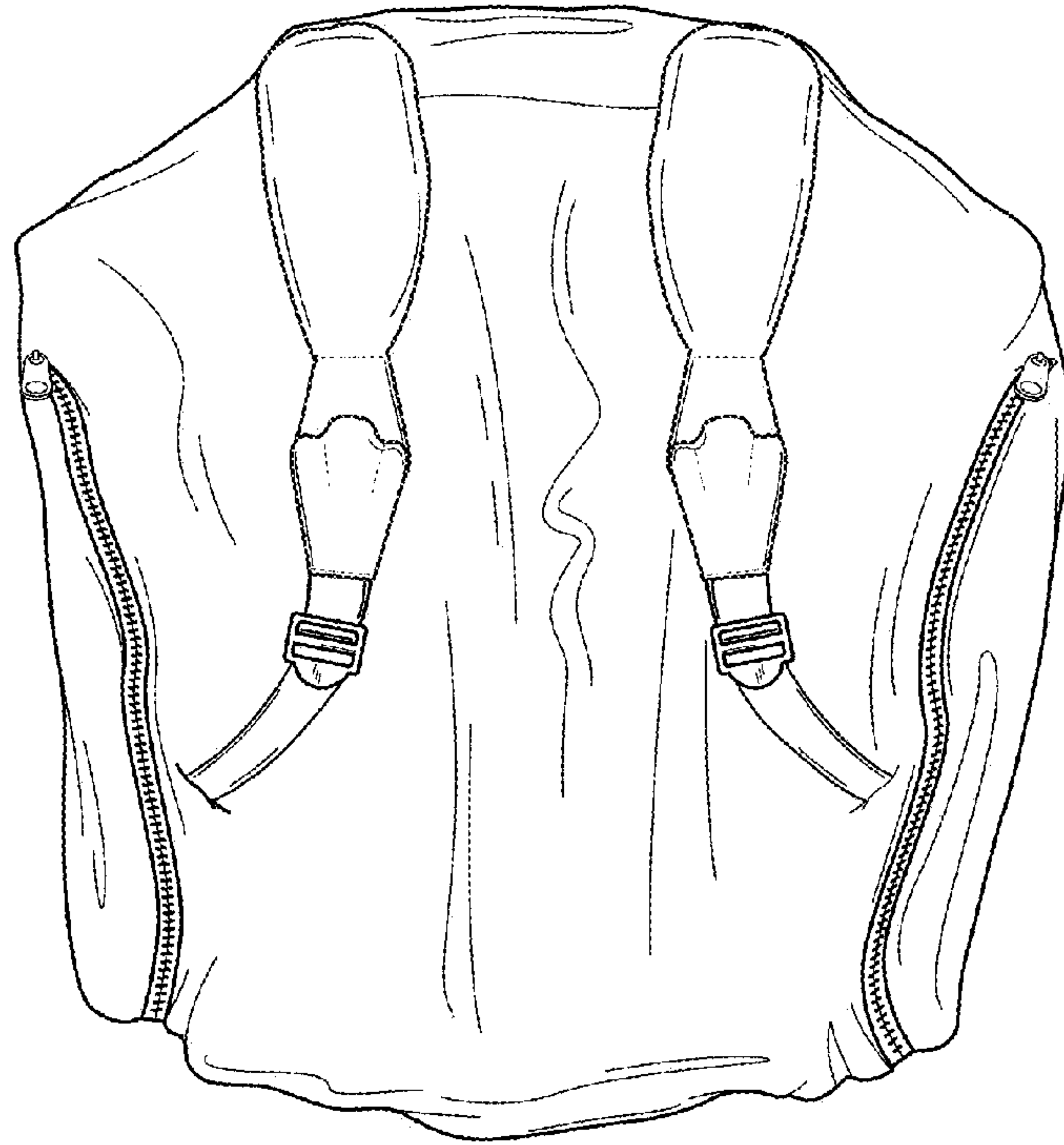


FIG. 2




FIG. 3

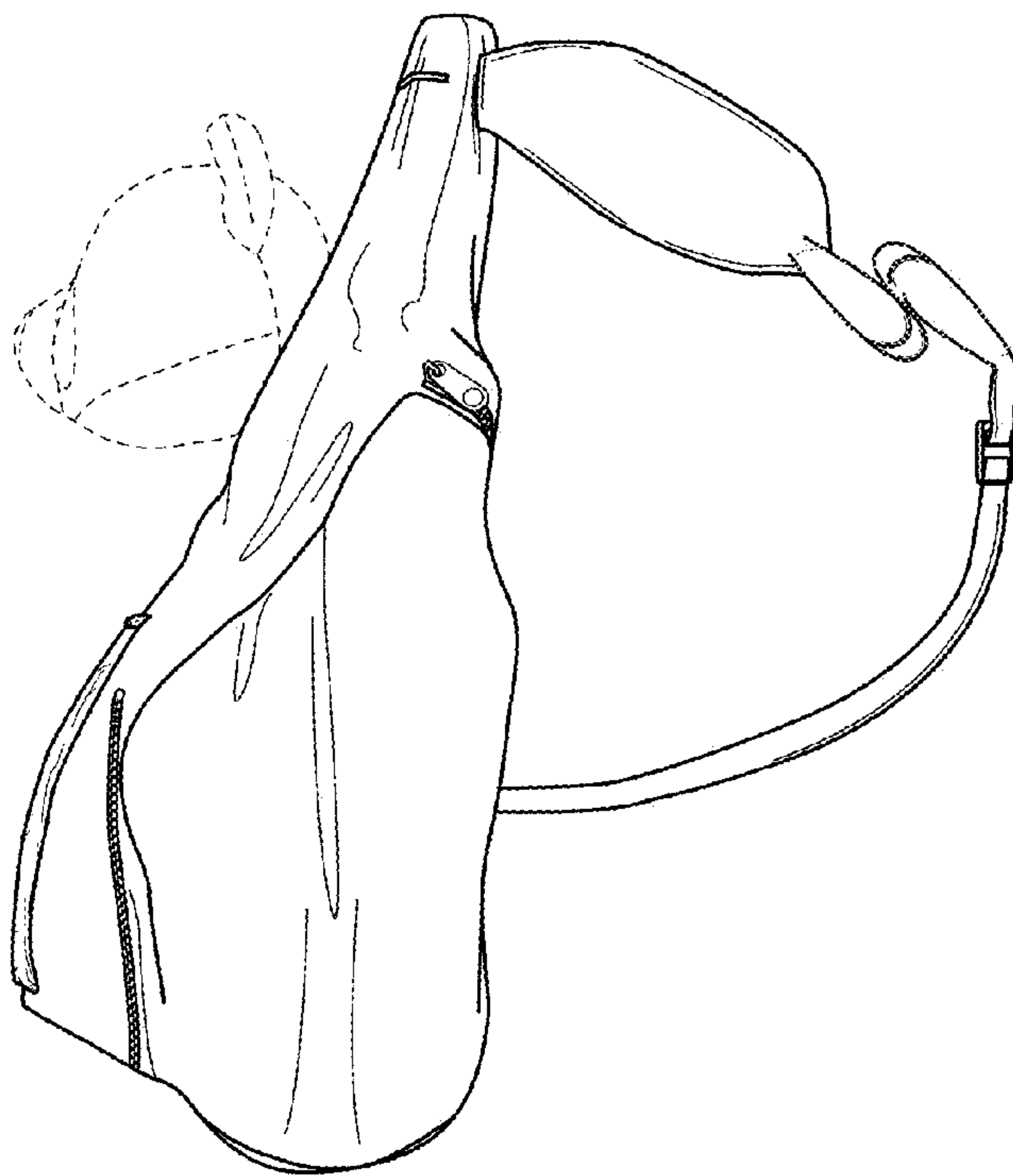


FIG. 4

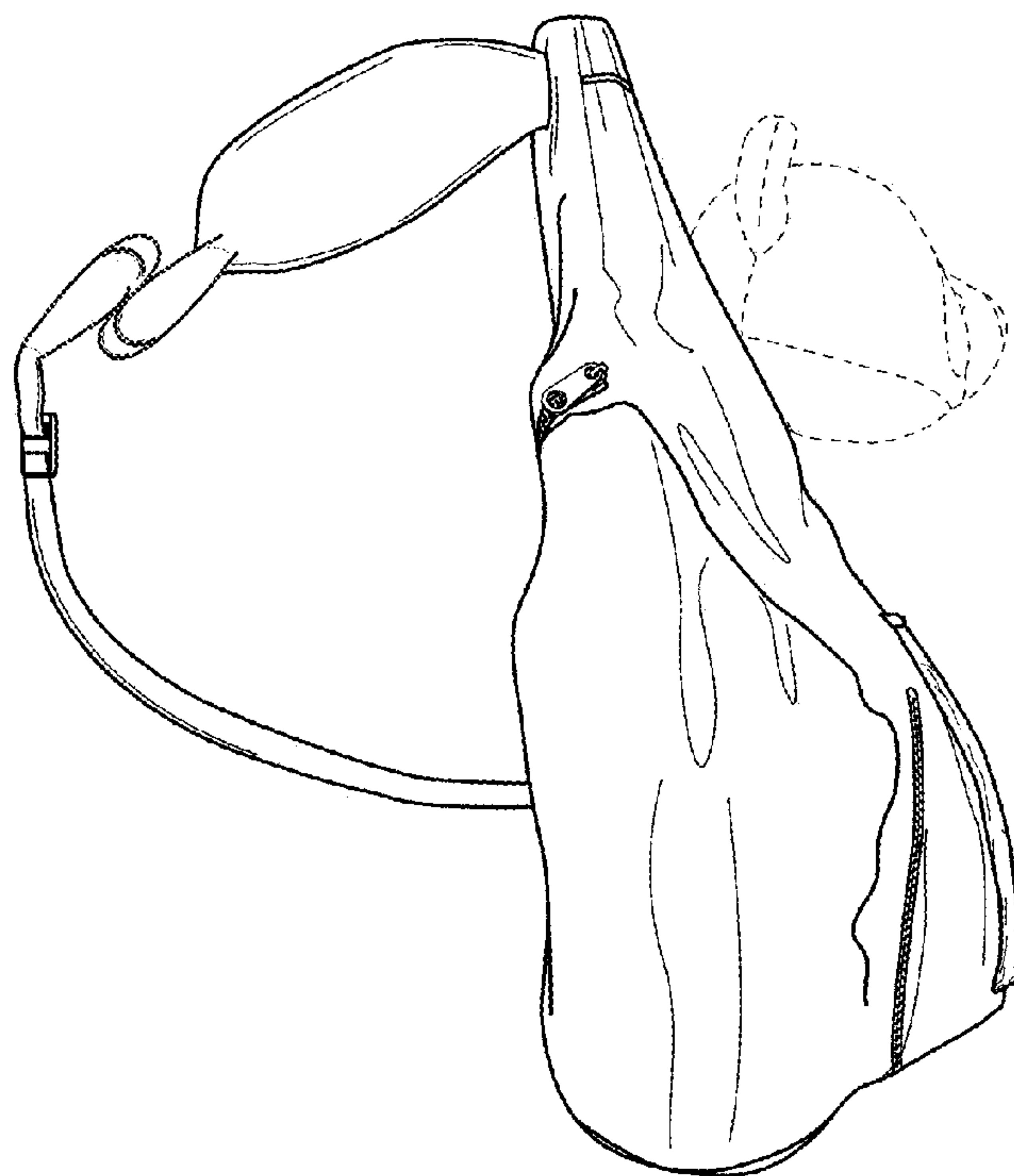


FIG. 5

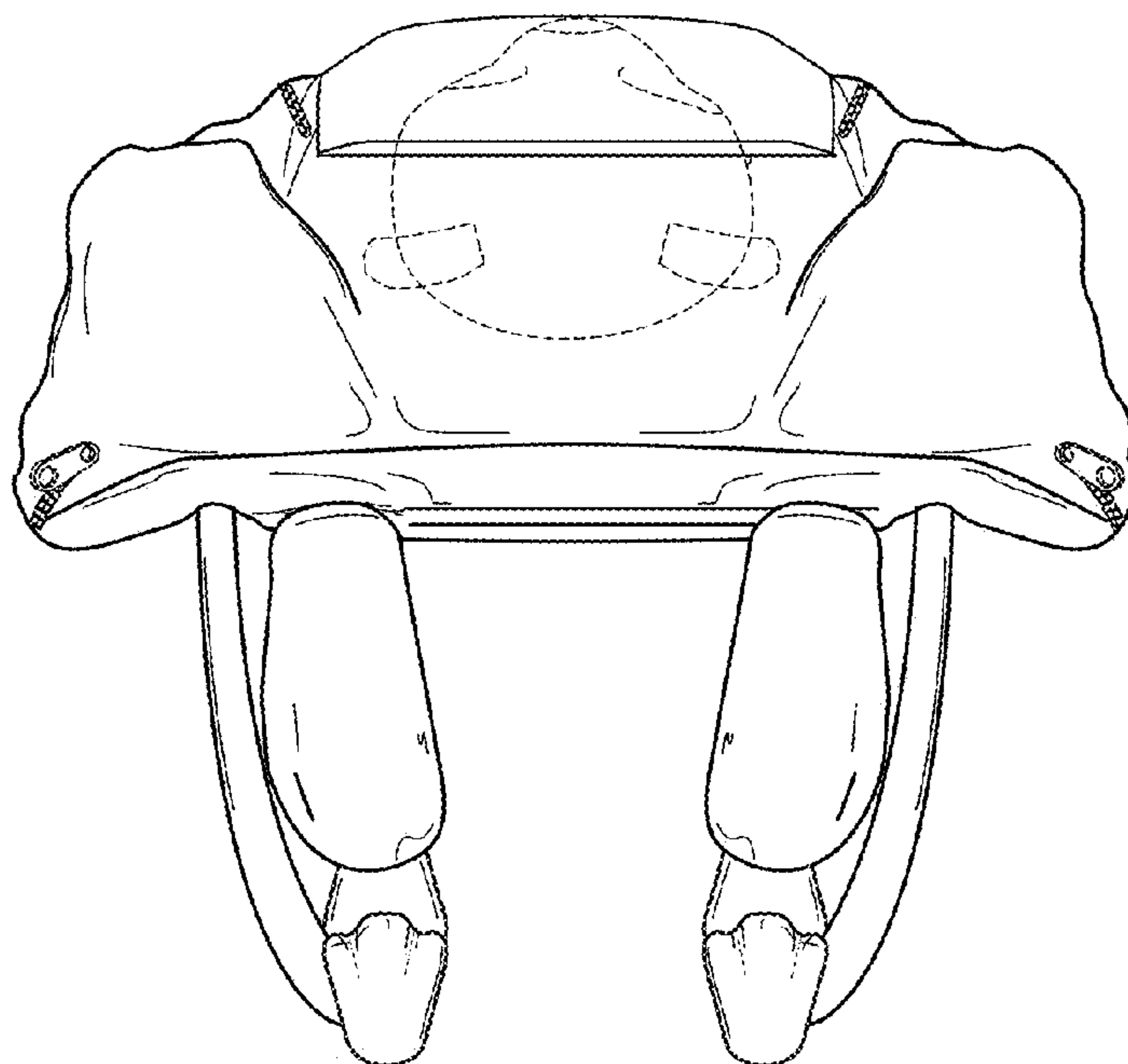


FIG. 6

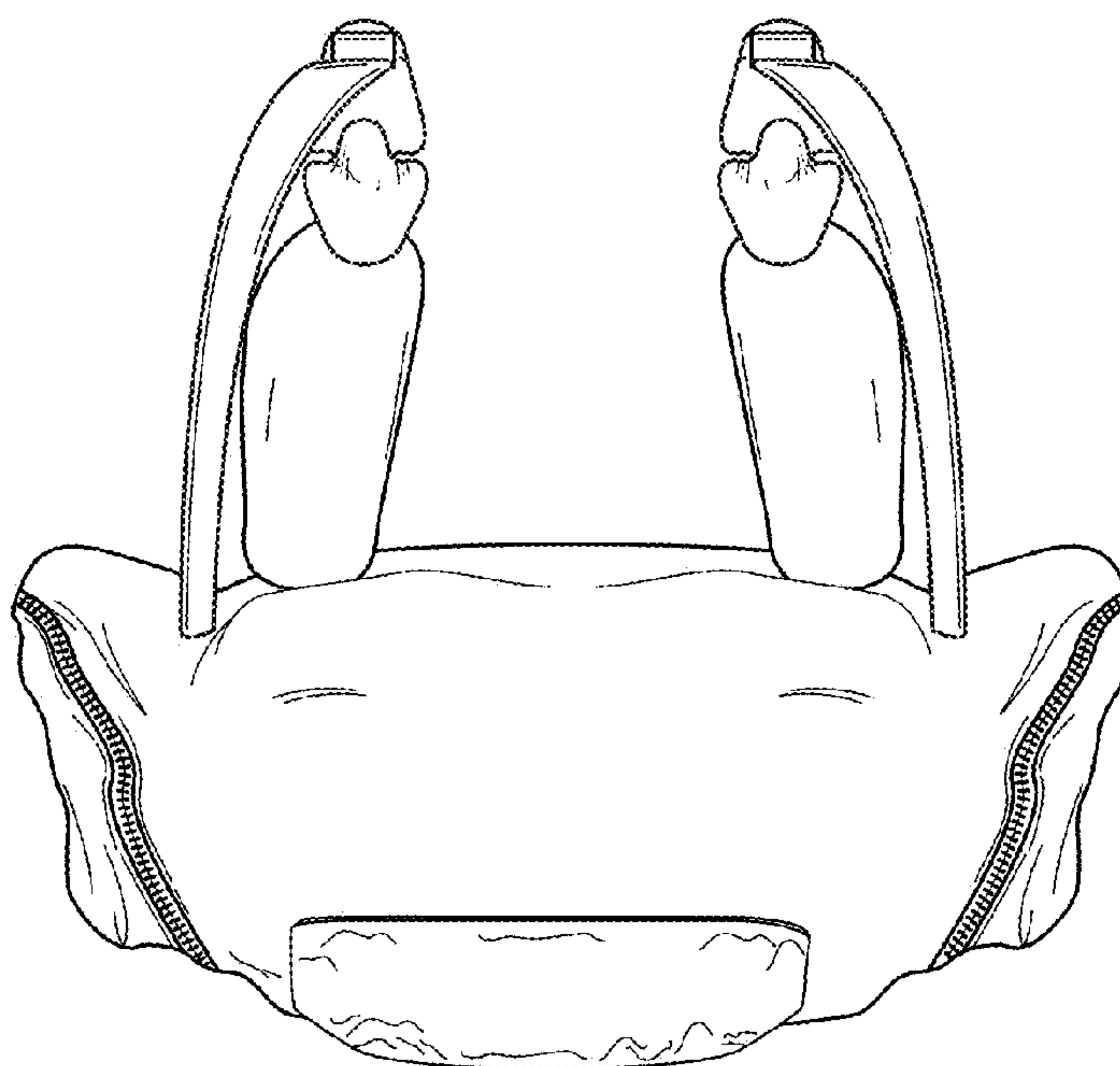


FIG. 7

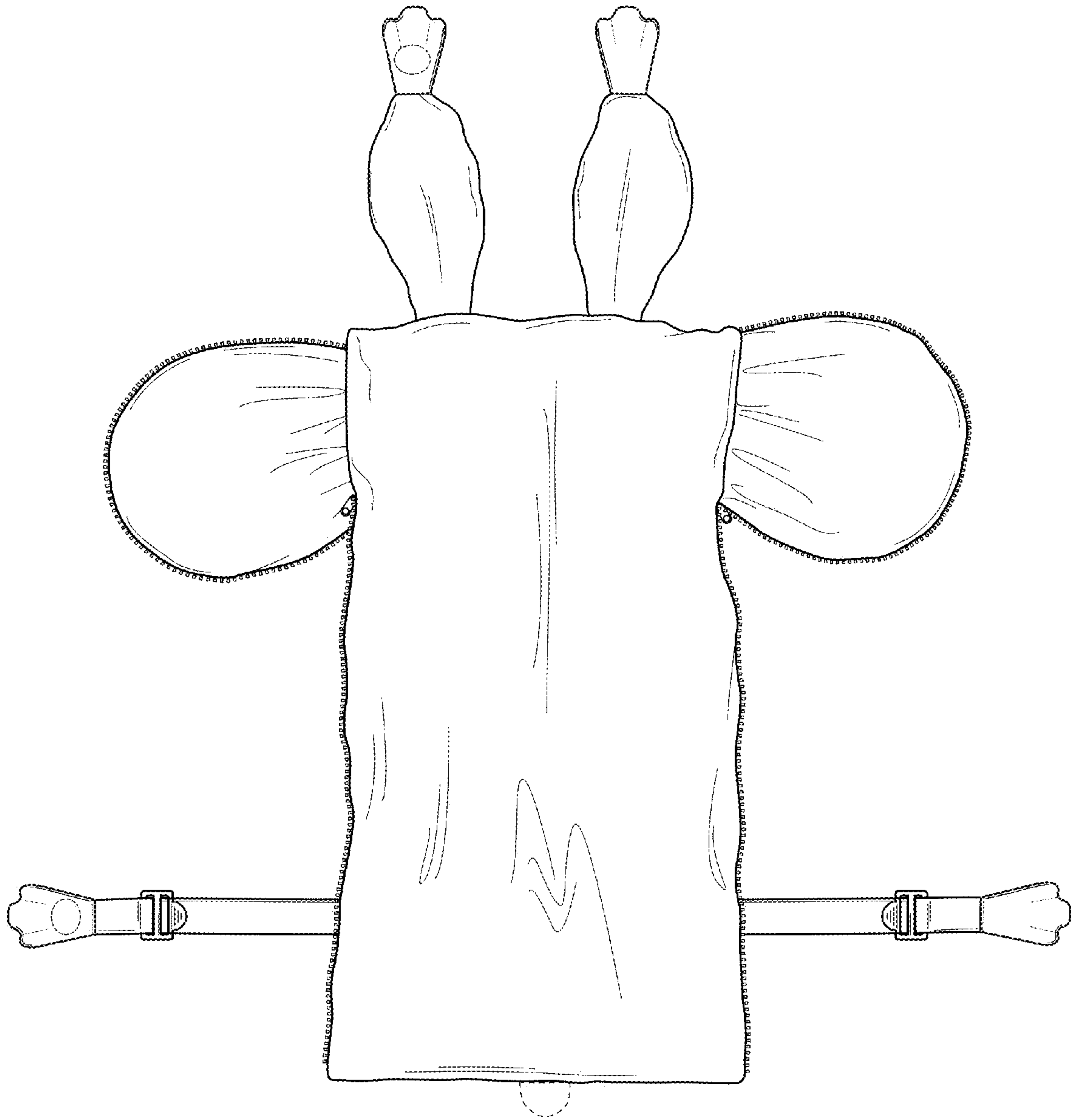


FIG. 8




FIG. 9

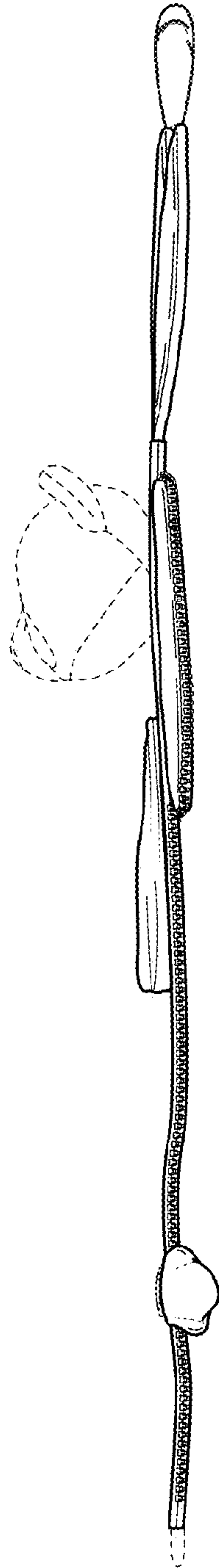


FIG. 10

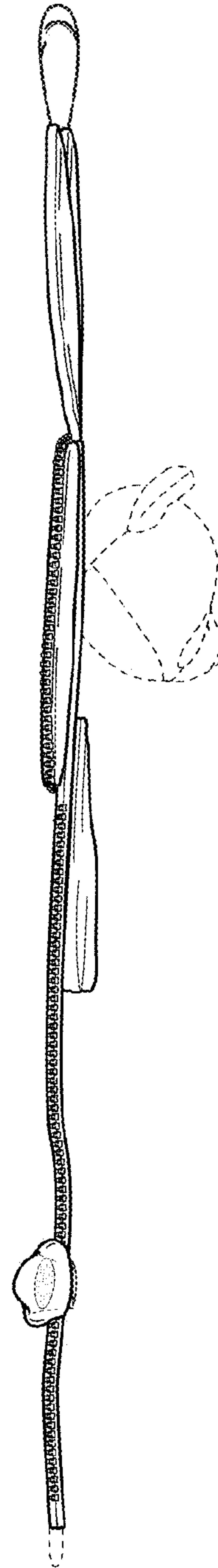


FIG. 11

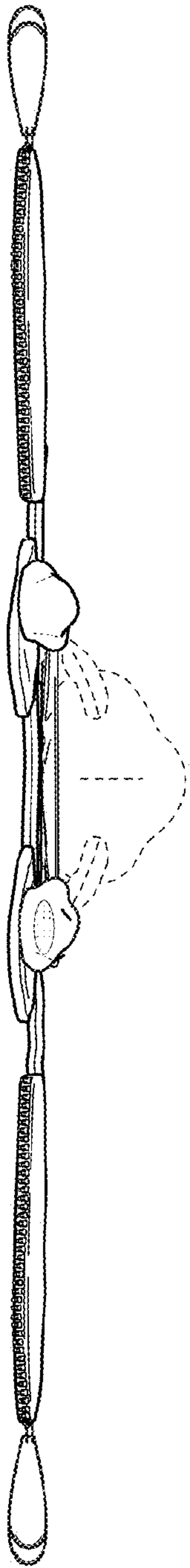


FIG. 12

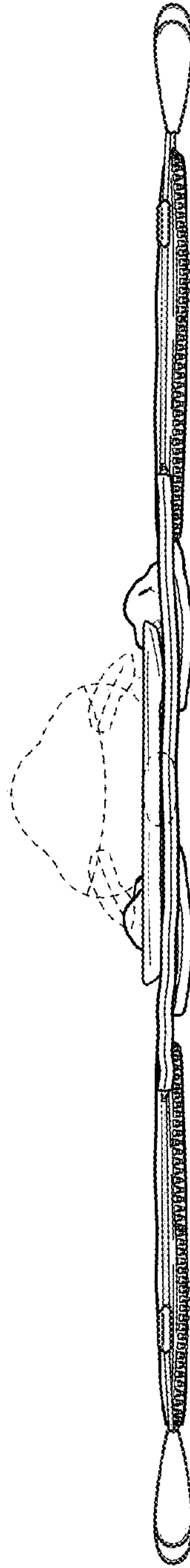


FIG. 13