



US00D686392S

(12) **United States Design Patent**
Scarborough et al.

(10) **Patent No.:** **US D686,392 S**
(45) **Date of Patent:** **** Jul. 23, 2013**

(54) **DOUBLE POCKET**

D528,742 S 9/2006 Langmantel
D537,610 S * 3/2007 Escamillo D2/857
D554,328 S 11/2007 Tobati

(76) Inventors: **Christopher S. Scarborough**, Ft.
Collins, CO (US); **Jessie E.**
Scarborough, Ft. Collins, CO (US)

* cited by examiner

(**) Term: **14 Years**

Primary Examiner — Ian Simmons

Assistant Examiner — Eleni H Adridge

(21) Appl. No.: **29/394,432**

(74) *Attorney, Agent, or Firm* — Robert C. Montgomery;
Montgomery Patent & Design

(22) Filed: **Jun. 16, 2011**

(51) **LOC (9) Cl.** **02-02**

(57) **CLAIM**

(52) **U.S. Cl.**

The ornamental design for a double pocket, as shown and described.

USPC **D2/857**

(58) **Field of Classification Search**

DESCRIPTION

USPC D2/853, 742, 250, 857; 2/252, 247,
2/250

See application file for complete search history.

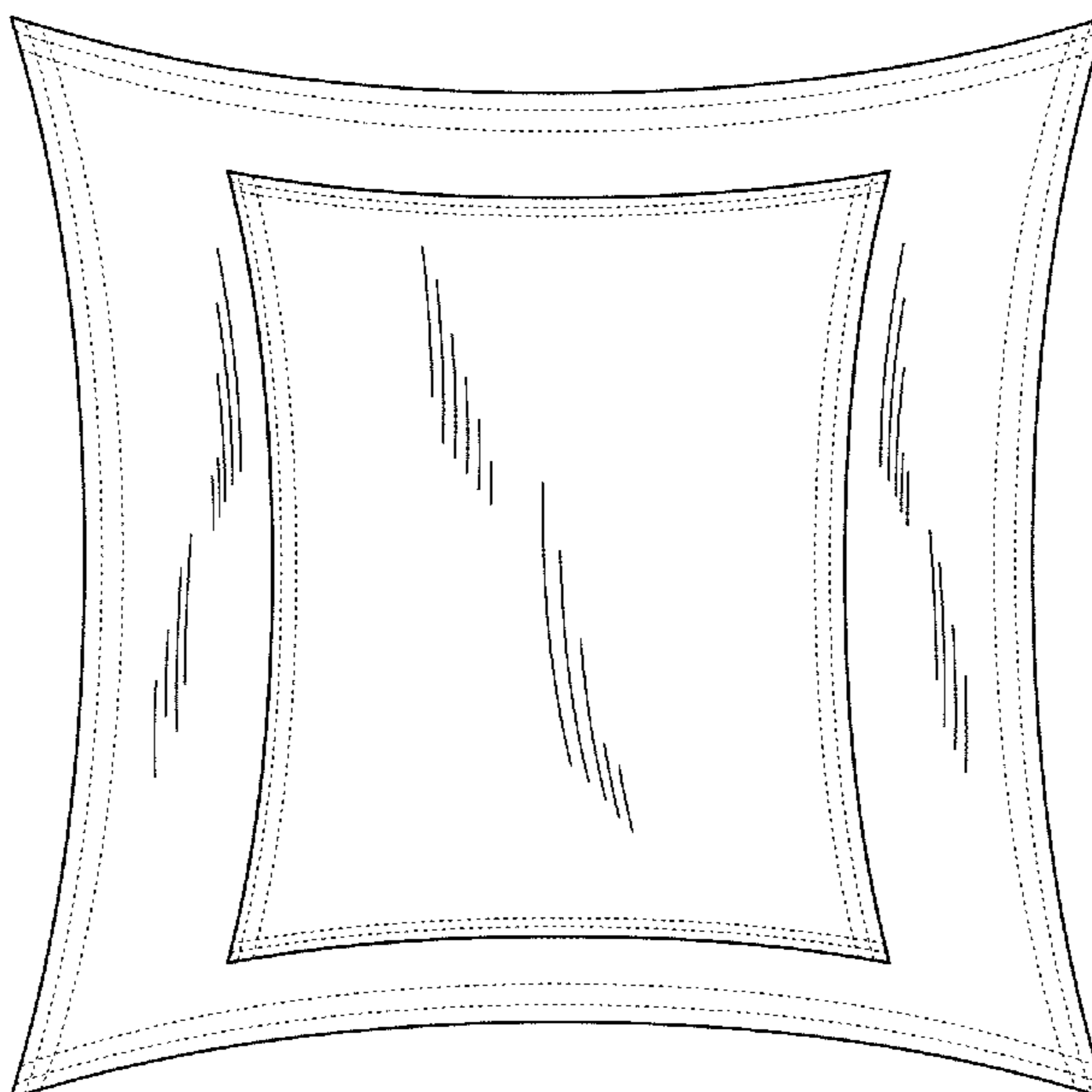
(56) **References Cited**

U.S. PATENT DOCUMENTS

1,310,125	A	7/1919	Lundberg et al.	
1,596,533	A *	8/1926	Haubensack	2/247
3,611,444	A	10/1971	Rector	
4,266,300	A	5/1981	Partridge	
D264,265	S	5/1982	Trigere	
4,389,801	A	6/1983	Sharrock et al.	
4,602,390	A	7/1986	Morera et al.	
4,656,673	A	4/1987	Easton	
4,899,395	A *	2/1990	Spector	2/250
5,054,127	A	10/1991	Zevchak	
D362,950	S	10/1995	Molino	
5,617,587	A	4/1997	Marchbanks	
5,809,576	A	9/1998	Huston et al.	
D417,333	S *	12/1999	Re	D2/857
6,035,449	A	3/2000	Galler et al.	

FIG. 1 is a front view of a double pocket, showing our new design;
 FIG. 2 is a rear view thereof;
 FIG. 3 is a left side view thereof with a right side view being a mirror image;
 FIG. 4 is a top view thereof;
 FIG. 5 is a bottom view thereof;
 FIG. 6 is an exploded rear view thereof; and,
 FIG. 7 is an exploded left side view thereof with an exploded right side view being a mirror image.
 The short broken lines around a perimeter of an outer pocket and an inner pocket in FIG. 1 are for the purpose of illustrating seam stitching.
 The broken line showing of stitching in FIG. 1 is included for the purpose of illustrating portions of the article and forms no part of the claimed design.

1 Claim, 6 Drawing Sheets



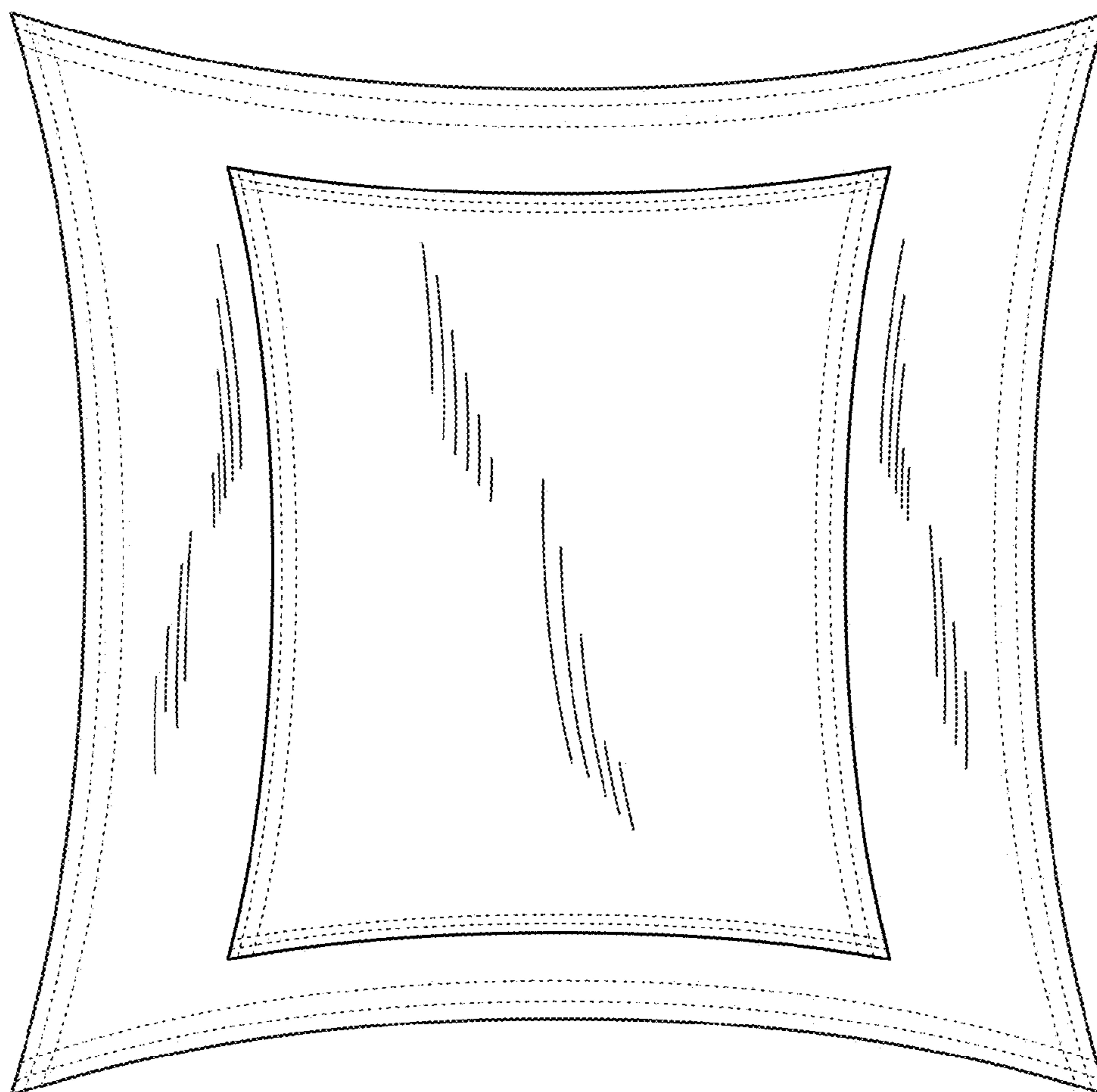


Fig. 1

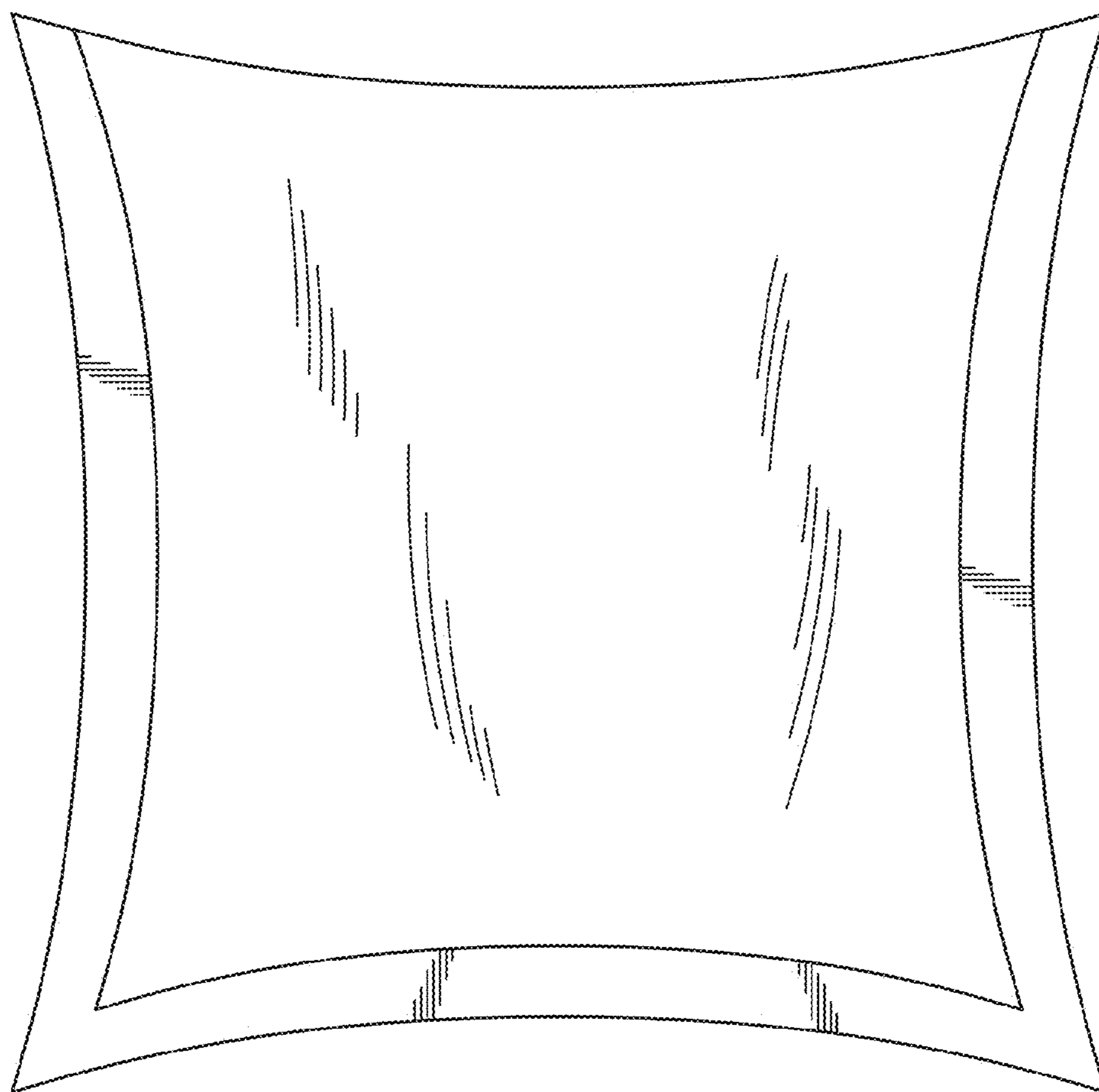


Fig. 2




Fig. 3



Fig. 4



Fig. 5

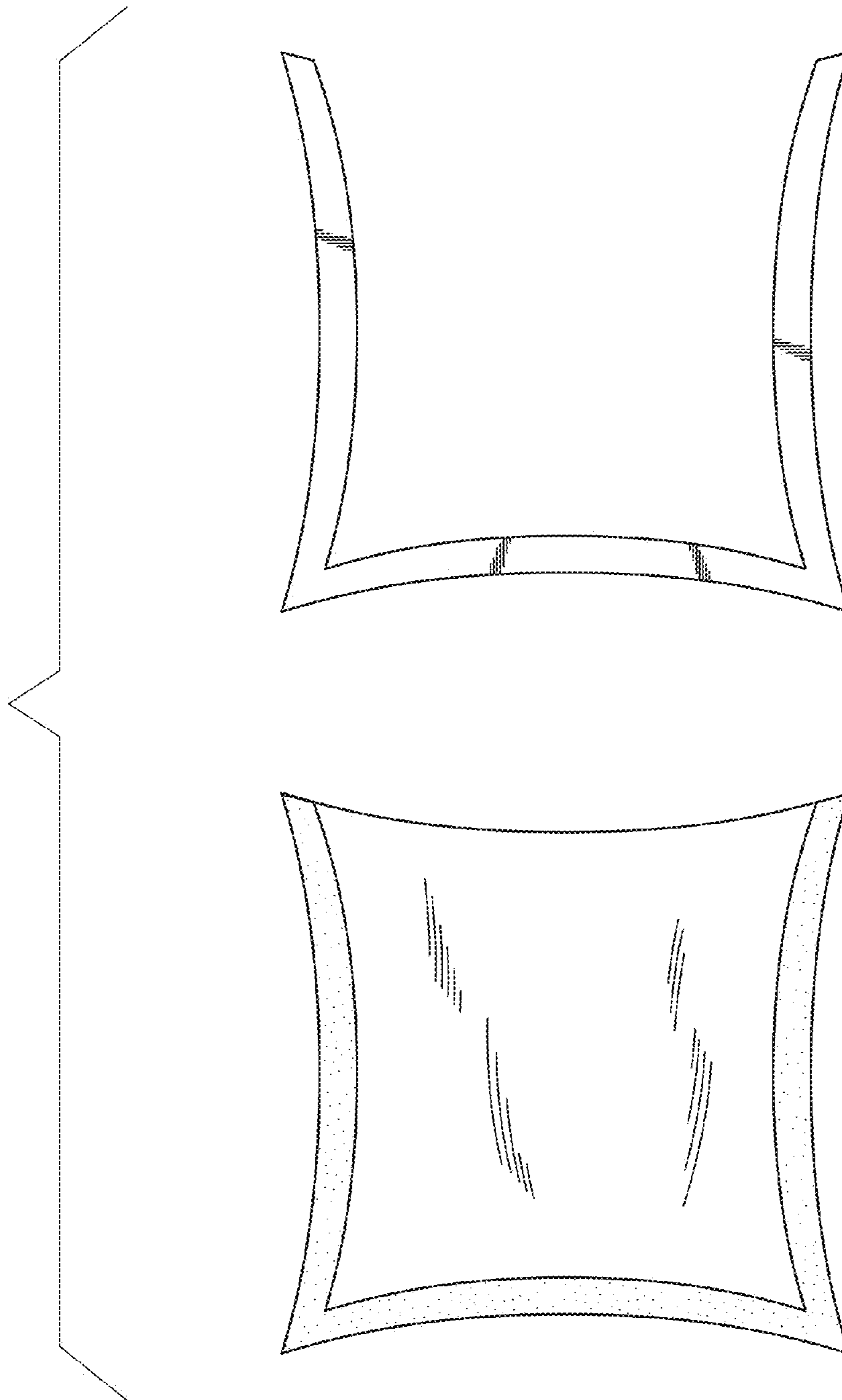


Fig. 6

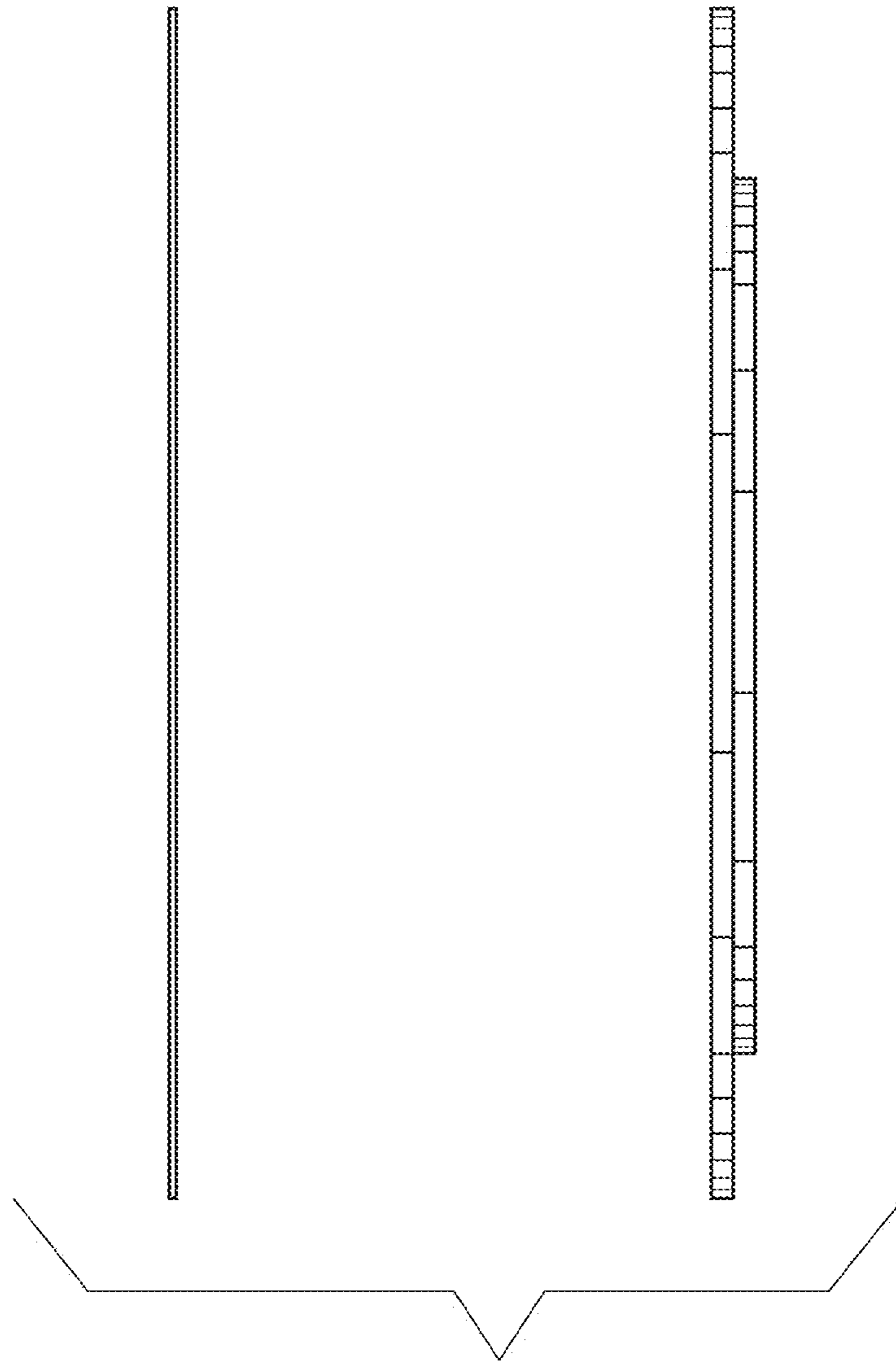


Fig. 7