



US00D686382S

(12) **United States Design Patent**
Santiago et al.

(10) **Patent No.:** **US D686,382 S**
(45) **Date of Patent:** **** Jul. 16, 2013**

- (54) **VACUUM CLEANER HANDLE**
- (71) Applicant: **Bissell Homecare, Inc.**, Grand Rapids, MI (US)
- (72) Inventors: **Jose Carlito Santiago**, Belmont, MI (US); **Mustafa Engin Hassamanci**, Chicago, IL (US)
- (73) Assignee: **BISSELL Homecare, Inc.**, Grand Rapids, MI (US)
- (**) Term: **14 Years**
- (21) Appl. No.: **29/440,150**
- (22) Filed: **Dec. 19, 2012**
- (51) **LOC (9) Cl.** **15-05**
- (52) **U.S. Cl.**
USPC **D32/34; D32/31**
- (58) **Field of Classification Search**
USPC **D32/22, 30-31, 34; 55/429, 337, 55/DIG. 3; 15/410, 347, 328, 350, 352, 353, 15/361, DIG. 8, 246.2, 320**
See application file for complete search history.

D592,818 S *	5/2009	Sun	D32/22
D598,615 S *	8/2009	Benacquisto et al.	D32/22
D599,516 S *	9/2009	Baek	D32/34
D629,167 S *	12/2010	Kim	D32/22
D643,980 S *	8/2011	Kim et al.	D32/22
D646,857 S *	10/2011	Spencer et al.	D32/22
D667,183 S *	9/2012	Benacquisto	D32/31
D670,047 S *	10/2012	Santiago et al.	D32/22

* cited by examiner

Primary Examiner — Ruth McInroy
(74) *Attorney, Agent, or Firm* — McGarry Bair PC

(57) **CLAIM**
The ornamental design for a vacuum cleaner handle, as shown and described.

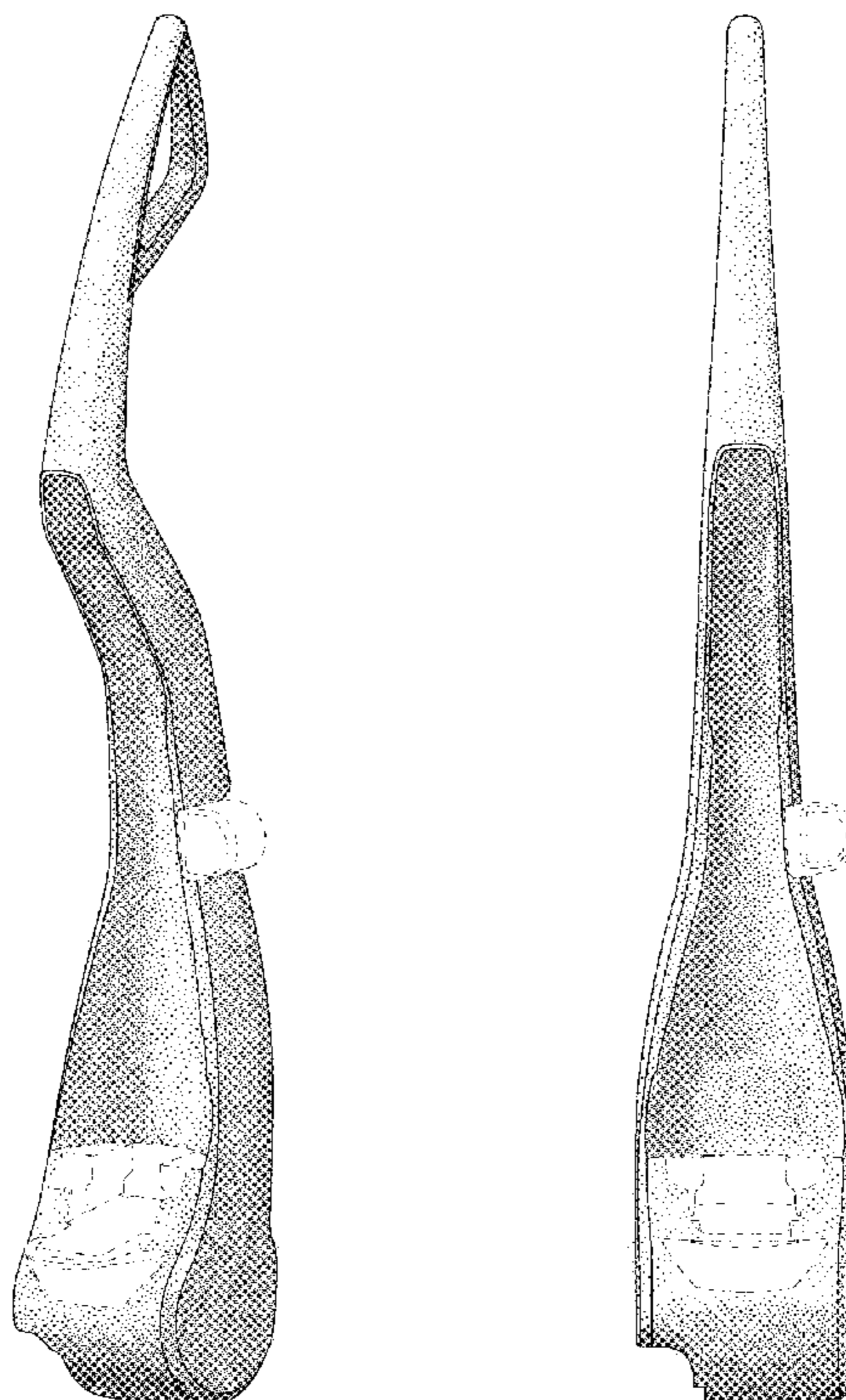
DESCRIPTION

FIG. 1 is a right, front perspective view of a vacuum cleaner handle showing our new design;
FIG. 2 is a front view thereof;
FIG. 3 is a rear view thereof;
FIG. 4 is a left side view thereof;
FIG. 5 is a right side view thereof;
FIG. 6 is a top view thereof; and,
FIG. 7 is a bottom view thereof.
The broken lines shown in the drawings are included for illustrative purposes only and form no part of the claimed design.

- (56) **References Cited**

U.S. PATENT DOCUMENTS
D558,413 S * 12/2007 Carr et al. D32/31
D558,944 S * 1/2008 Medema et al. D32/34

1 Claim, 2 Drawing Sheets



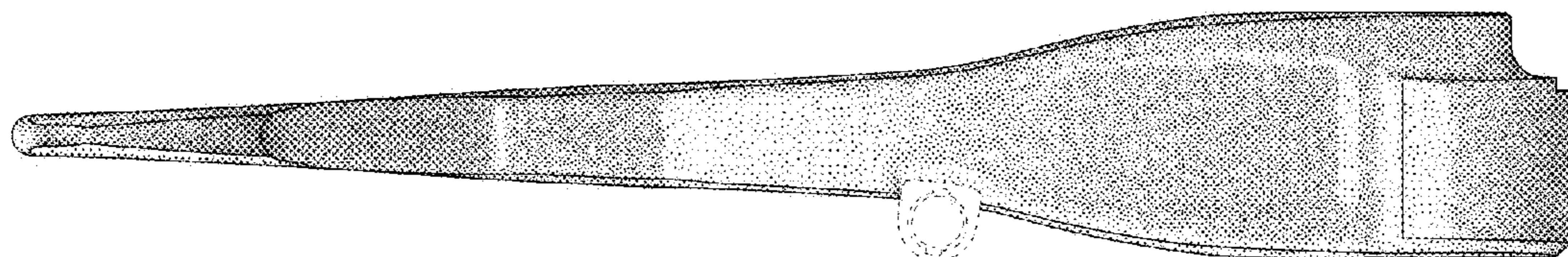


FIG. 3

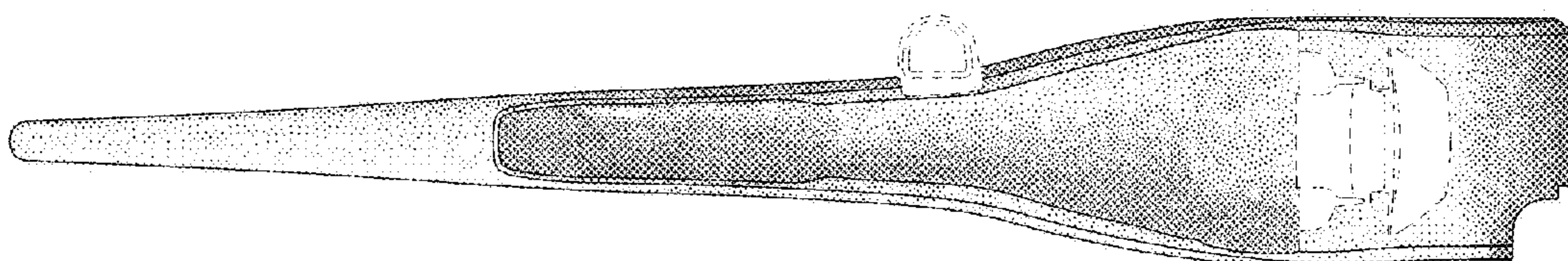


FIG. 2

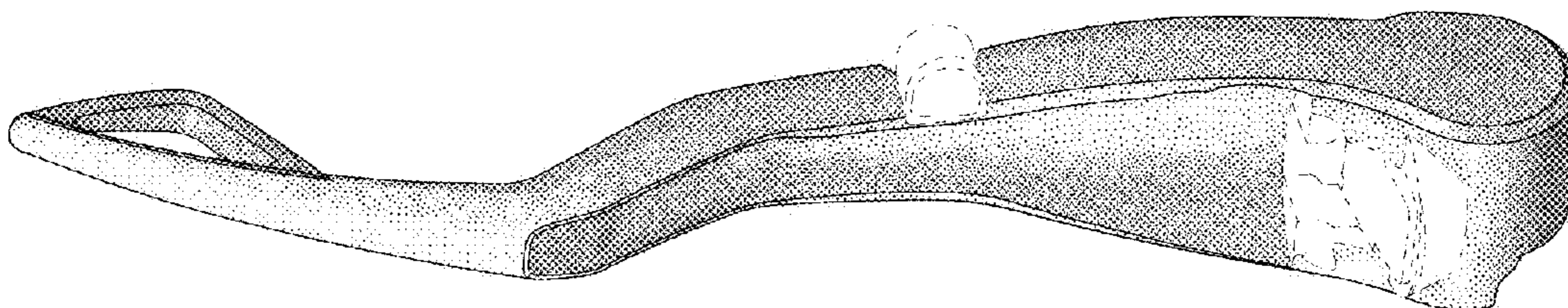


FIG. 1

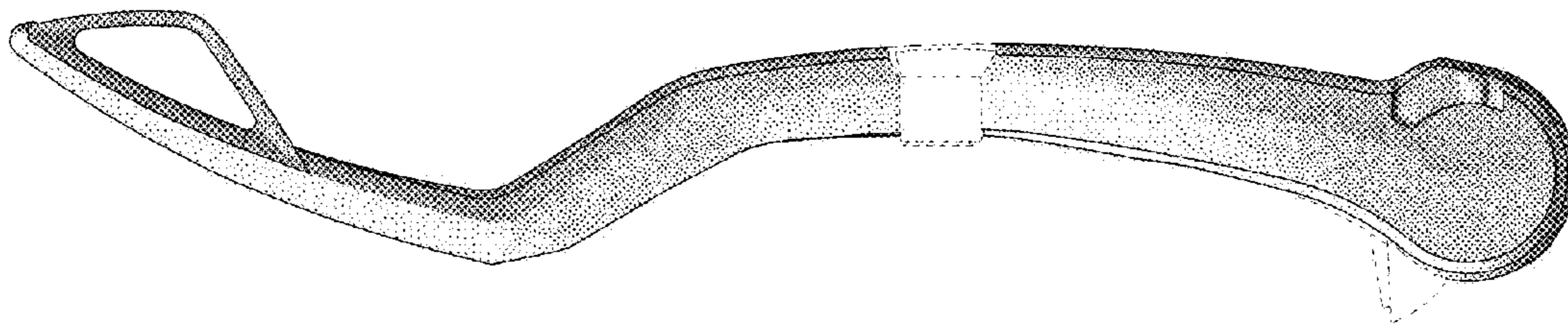


FIG. 5

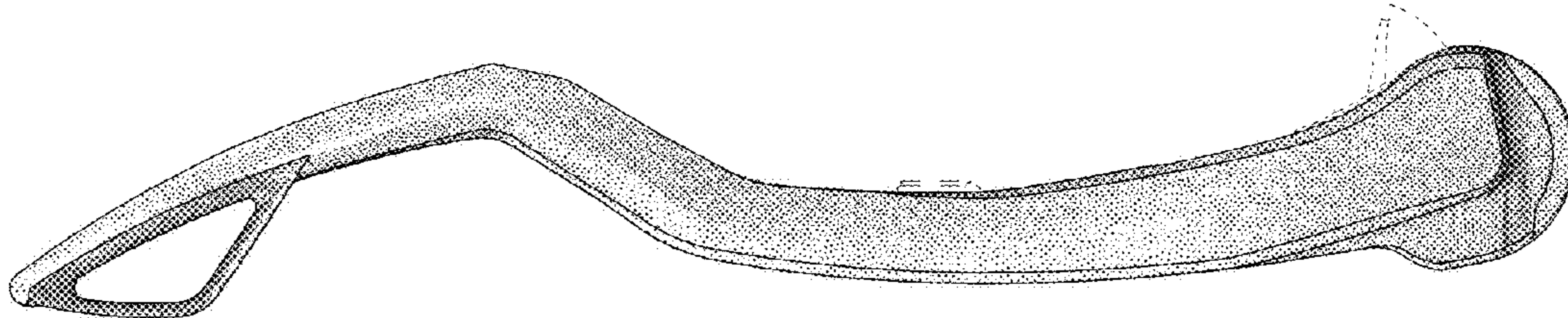


FIG. 4

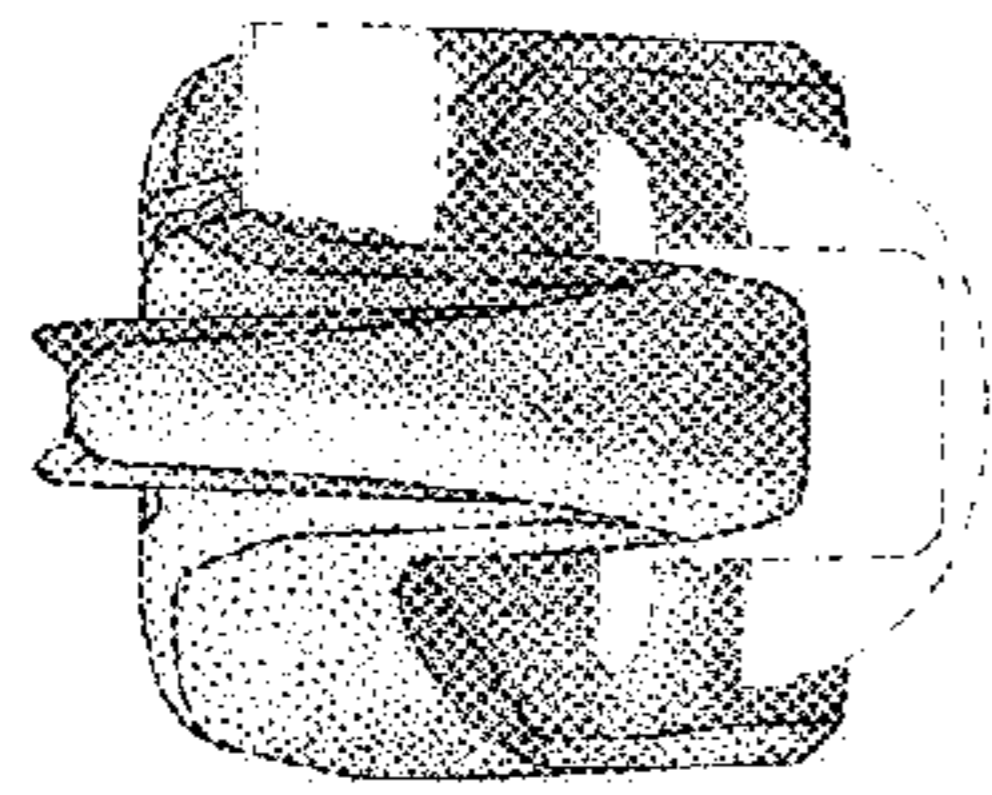


FIG. 6

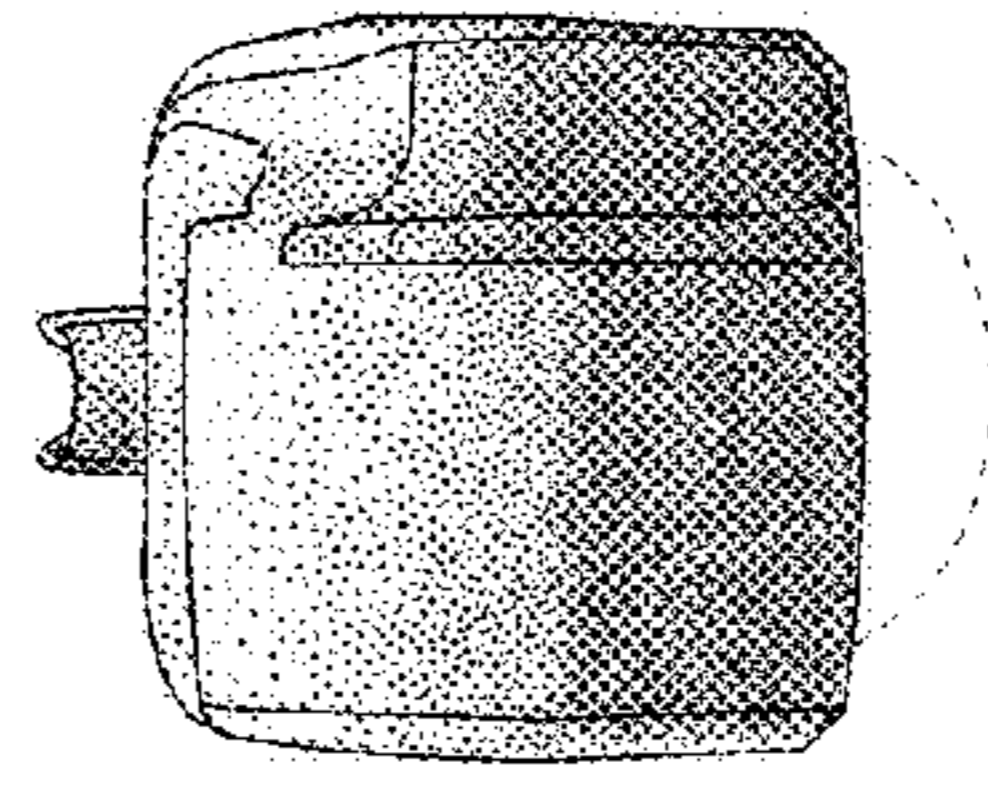


FIG. 7