



US00D686381S

(12) **United States Design Patent**  
**Santiago et al.**

(10) **Patent No.:** **US D686,381 S**  
(45) **Date of Patent:** **\*\* Jul. 16, 2013**

- (54) **VACUUM CLEANER HANDLE**
- (71) Applicant: **Bissell Homecare, Inc.**, Grand Rapids, MI (US)
- (72) Inventors: **Jose Carlito Santiago**, Belmont, MI (US); **Mustafa Engin Hassamanci**, Chicago, IL (US)
- (73) Assignee: **BISSELL Homecare, Inc.**, Grand Rapids, MI (US)
- (\*\*) Term: **14 Years**
- (21) Appl. No.: **29/440,148**
- (22) Filed: **Dec. 19, 2012**
- (51) **LOC (9) Cl.** ..... **15-05**
- (52) **U.S. Cl.**  
USPC ..... **D32/34; D32/31**
- (58) **Field of Classification Search**  
USPC ..... **D32/22, 30-31, 34; 55/429, 337, 55/DIG. 3; 15/410, 347, 328, 350, 352, 353, 15/361, DIG. 8, 246.2, 320**  
See application file for complete search history.

- D592,818 S \* 5/2009 Sun ..... D32/22
- D598,615 S \* 8/2009 Benacquisto et al. .... D32/22
- D599,516 S \* 9/2009 Baek ..... D32/34
- D629,167 S \* 12/2010 Kim ..... D32/22
- D643,980 S \* 8/2011 Kim et al. .... D32/22
- D646,857 S \* 10/2011 Spencer et al. .... D32/22
- D667,183 S \* 9/2012 Benacquisto ..... D32/31
- D670,047 S \* 10/2012 Santiago et al. .... D32/22

\* cited by examiner

*Primary Examiner* — Ruth McInroy  
(74) *Attorney, Agent, or Firm* — McGarry Bair PC

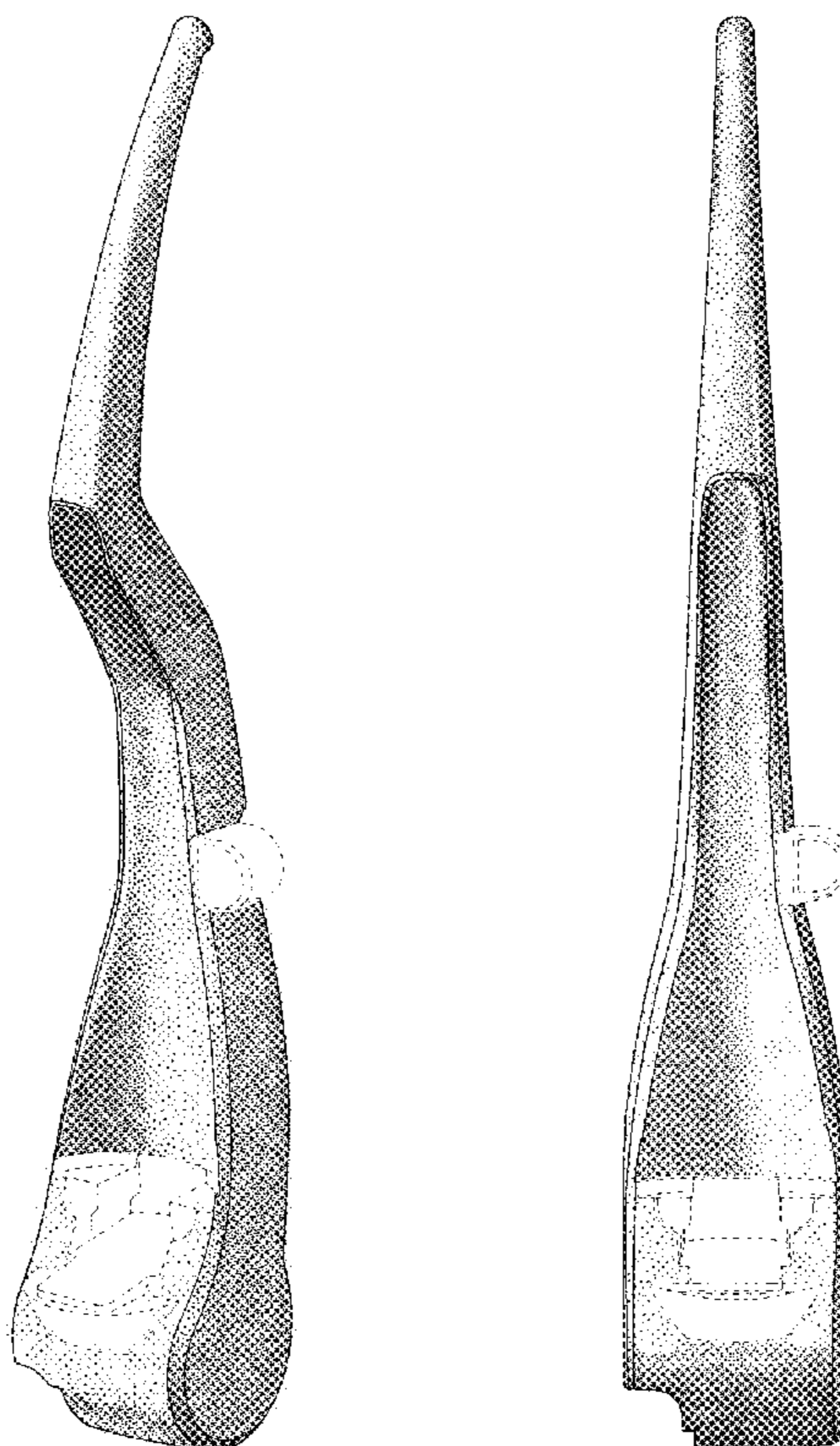
(57) **CLAIM**  
The ornamental design for a vacuum cleaner handle, as shown and described.

**DESCRIPTION**

FIG. 1 is a right, front perspective view of a vacuum cleaner handle showing our new design; FIG. 2 is a front view thereof; FIG. 3 is a rear view thereof; FIG. 4 is a left side view thereof; FIG. 5 is a right side view thereof; FIG. 6 is a top view thereof; and, FIG. 7 is a bottom view thereof. The broken lines shown in the drawings are included for illustrative purposes only and form no part of the claimed design.

**1 Claim, 2 Drawing Sheets**

- (56) **References Cited**  
**U.S. PATENT DOCUMENTS**  
D558,413 S \* 12/2007 Carr et al. .... D32/31  
D558,944 S \* 1/2008 Medema et al. .... D32/34



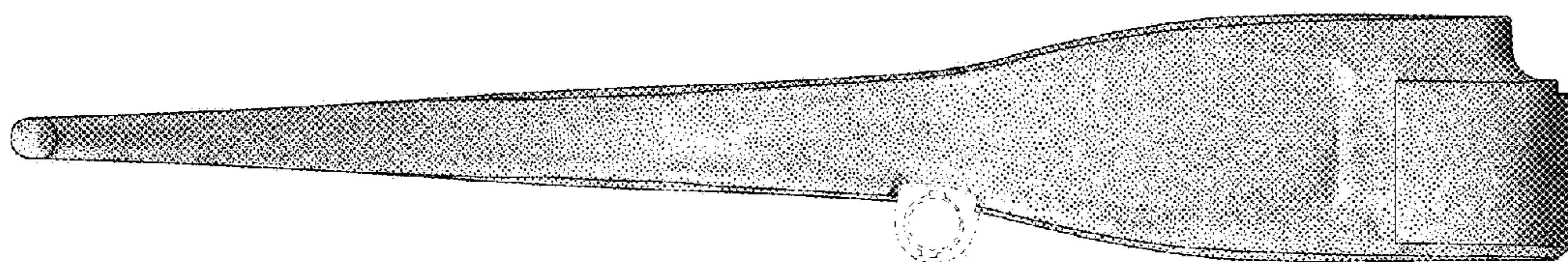


FIG. 3

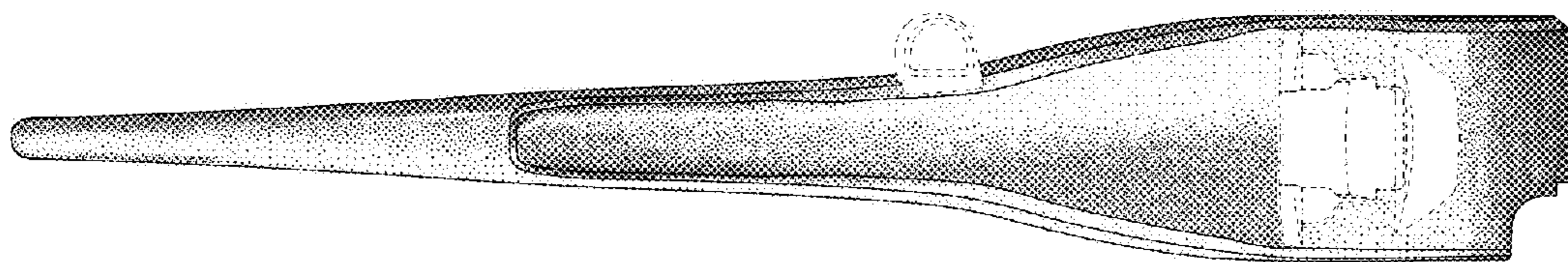


FIG. 2

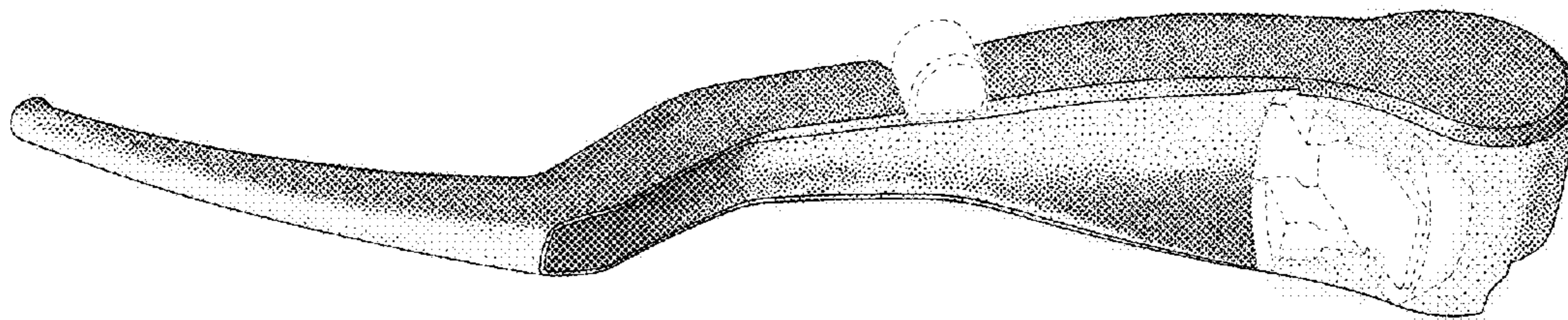


FIG. 1



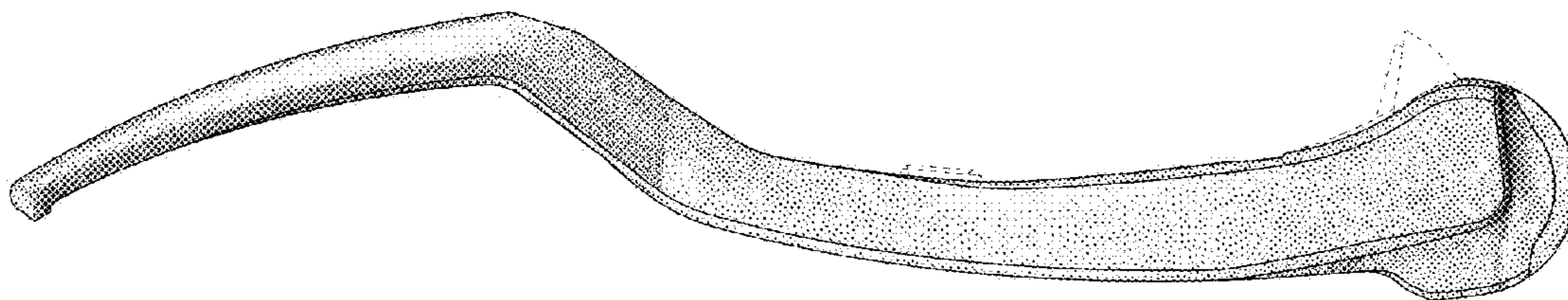


FIG. 4

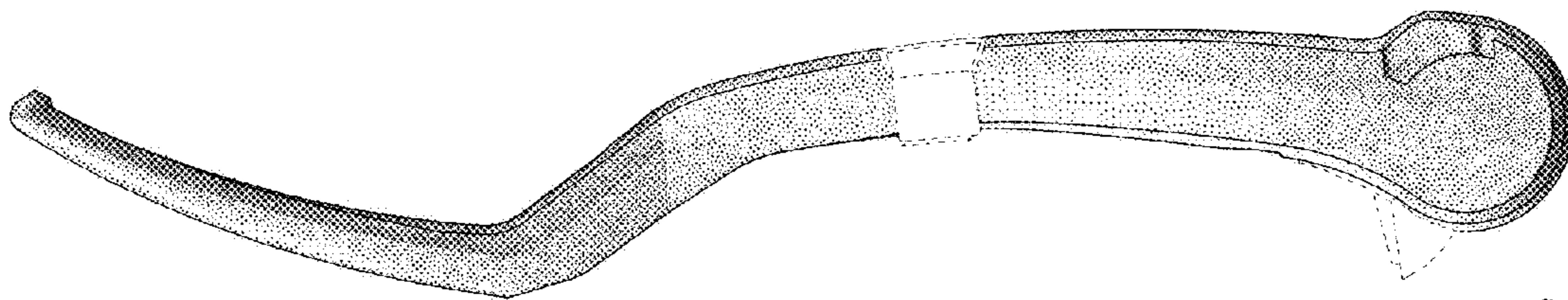


FIG. 5

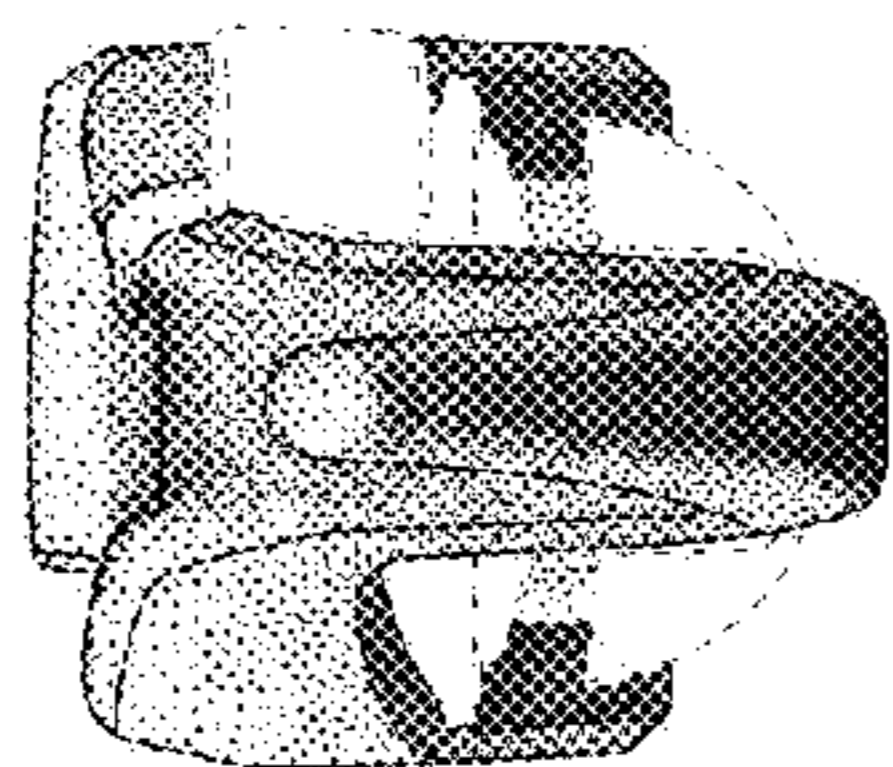


FIG. 6

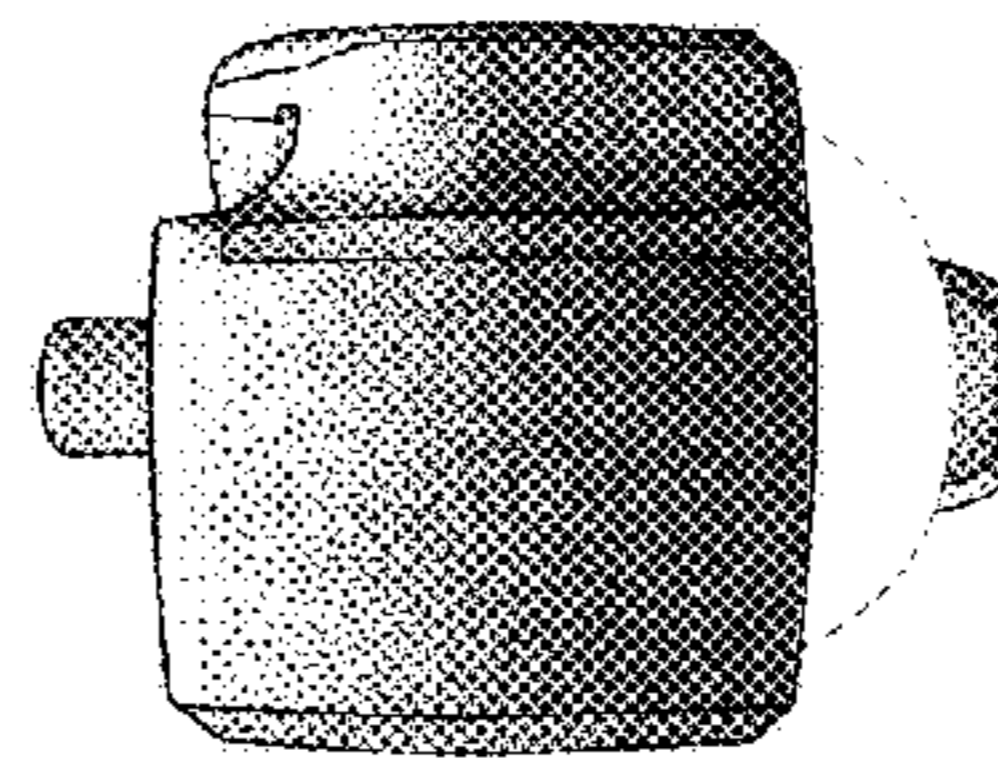


FIG. 7