



US00D686378S

(12) **United States Design Patent**
Luedke et al.

(10) **Patent No.:** **US D686,378 S**
(45) **Date of Patent:** **** Jul. 16, 2013**

(54) **VACUUM CLEANER HANDLE**

(75) Inventors: **Adam Luedke**, Holland, MI (US);
Clifford Krapfl, Chicago, IL (US);
Joseph Hyung Seok Lee, Chicago, IL
(US); **Thomas Mitchell**, Chicago, IL
(US)

(73) Assignee: **BISSELL Homecare, Inc.**, Grand
Rapids, MI (US)

(**) Term: **14 Years**

(21) Appl. No.: **29/415,292**

(22) Filed: **Mar. 9, 2012**

(51) **LOC (9) Cl.** **15-05**

(52) **U.S. Cl.**
USPC **D32/31**

(58) **Field of Classification Search**
USPC D32/22, 30-31, 34; 55/429, 337,
55/DIG. 3; 15/410, 347, 328, 350, 352, 353,
15/361, DIG. 8, 246.2, 320
See application file for complete search history.

(56) **References Cited**

U.S. PATENT DOCUMENTS

D188,309 S *	7/1960	Gantz	D32/22
D188,411 S *	7/1960	Gantz	D32/22
D189,124 S *	11/1960	Kelnhofer	D32/22
D475,822 S *	6/2003	Kalman et al.	D32/31
D509,934 S *	9/2005	Santiago et al.	D32/31
D515,259 S *	2/2006	Maruyama et al.	D32/22
D537,584 S *	2/2007	Greene et al.	D32/22

D544,661 S *	6/2007	Santiago et al.	D32/31
7,685,671 B2 *	3/2010	Jansen	15/328
D632,035 S *	2/2011	Luyckx et al.	D32/31
D632,036 S *	2/2011	McNeil et al.	D32/31
D636,954 S *	4/2011	Liu et al.	D32/22
D637,777 S *	5/2011	Fiorino et al.	D32/31
D659,314 S *	5/2012	Raven et al.	D32/31
D662,677 S *	6/2012	Bilger et al.	D32/22
D666,371 S *	8/2012	Bilger et al.	D32/31
D671,283 S *	11/2012	Paterson	D32/22
2010/0050367 A1 *	3/2010	Tsai	15/320

* cited by examiner

Primary Examiner — Ruth McInroy

(74) *Attorney, Agent, or Firm* — McGarry Bair PC

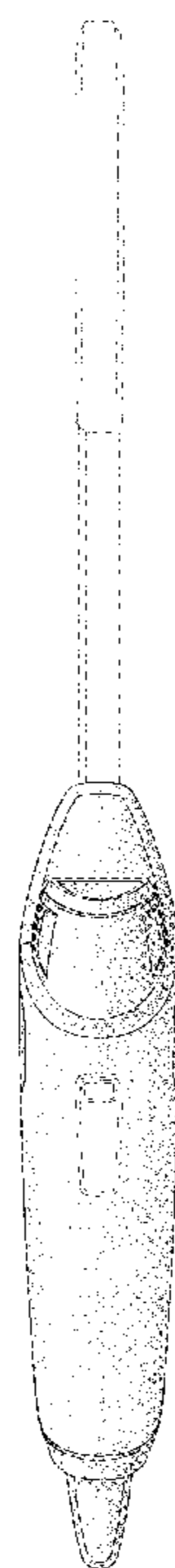
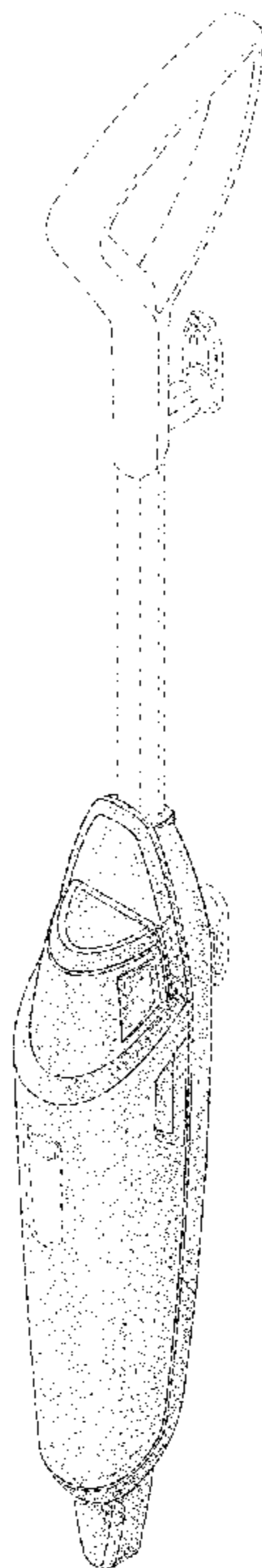
(57) **CLAIM**

The ornamental design for a vacuum cleaner handle, as shown and described.

DESCRIPTION

FIG. 1 is a perspective view of a vacuum cleaner handle showing our new design;
FIG. 2 is a front view thereof;
FIG. 3 is a rear view thereof;
FIG. 4 is a left side view thereof, the right side being a mirror image;
FIG. 5 is a top view thereof; and,
FIG. 6 is a bottom view thereof.
Portions of the vacuum cleaner handle shown in broken lines form no part of the claimed design.

1 Claim, 2 Drawing Sheets



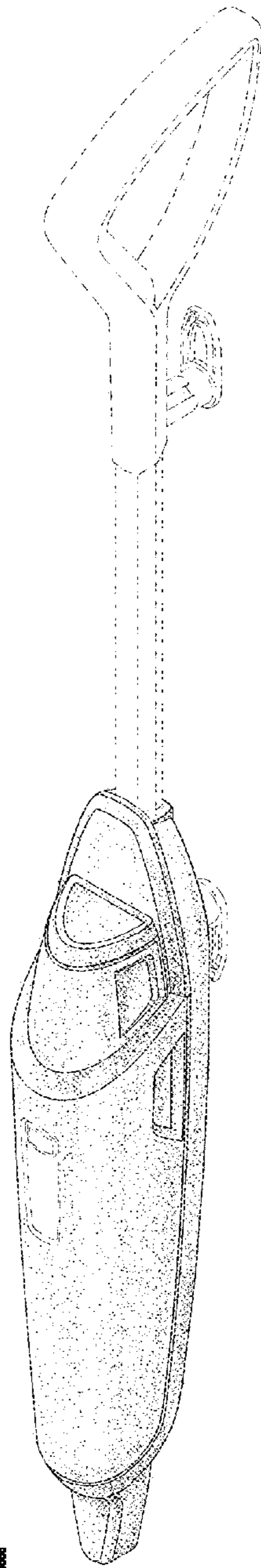


FIG. 1

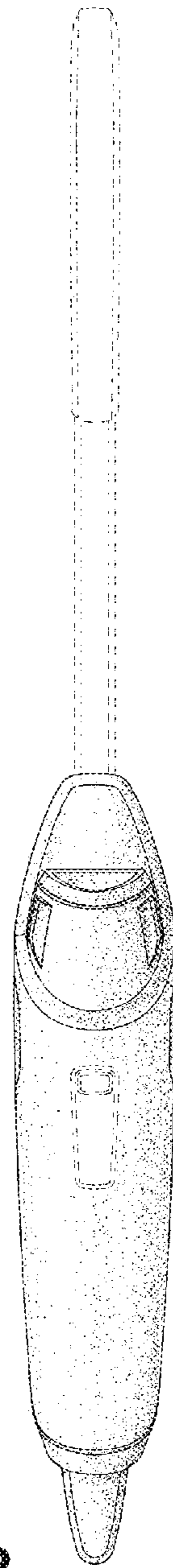


FIG. 2

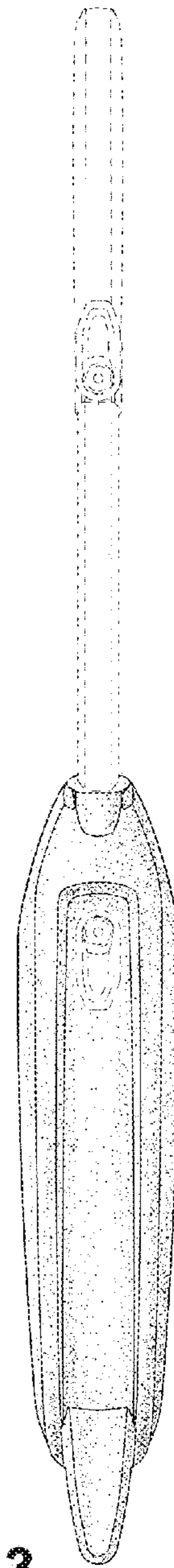


FIG. 3

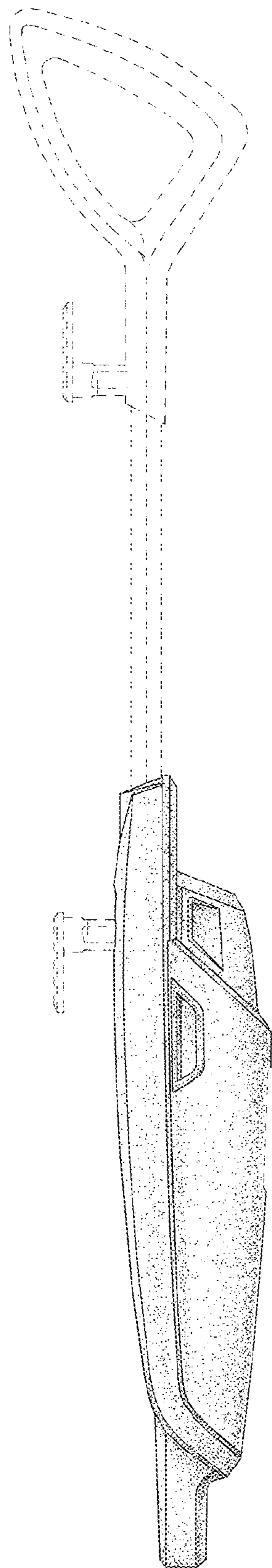


FIG. 4

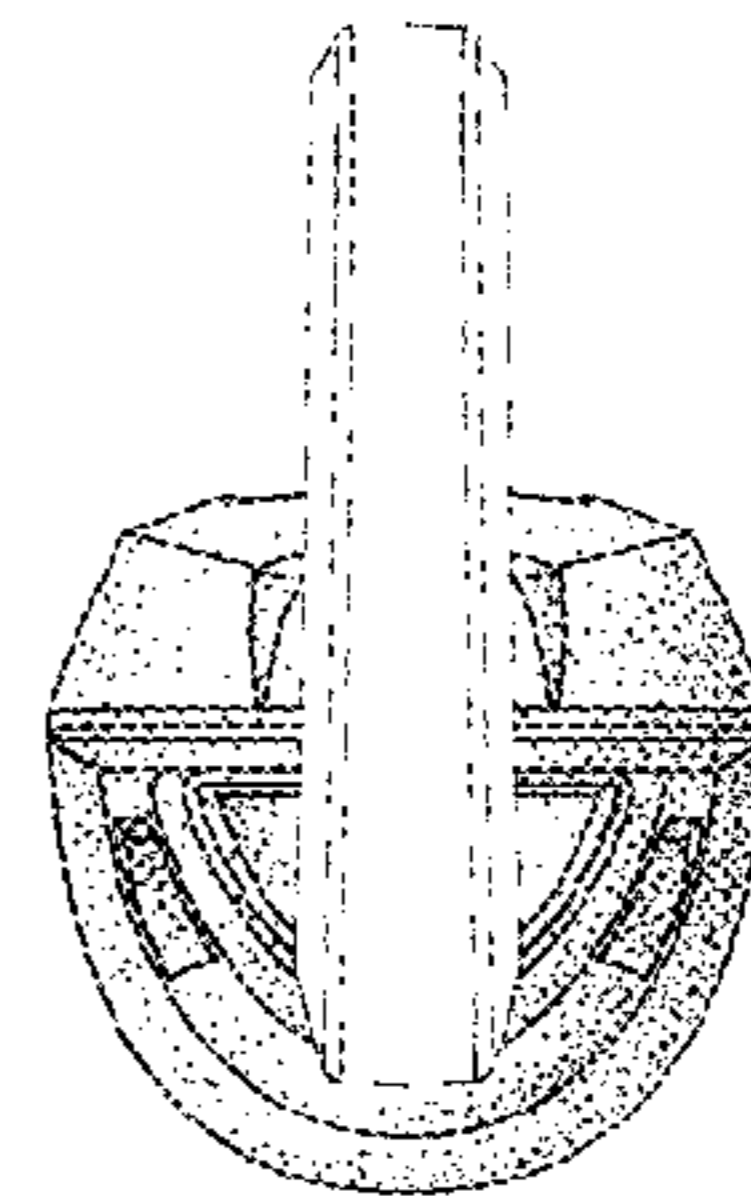


FIG. 5

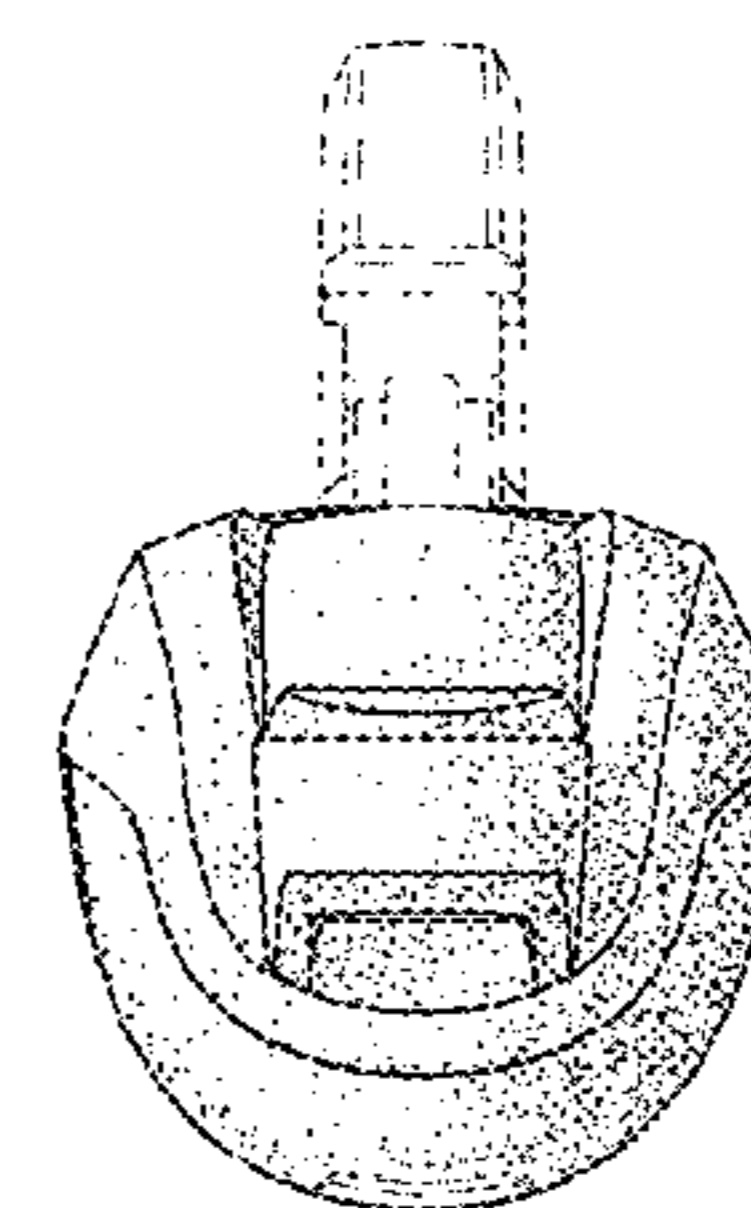


FIG. 6