



US00D686359S

(12) **United States Design Patent**  
**McCabe et al.**

(10) **Patent No.:** **US D686,359 S**

(45) **Date of Patent:** **\*\* Jul. 16, 2013**

(54) **VEHICLE TAIL LAMP**

(56) **References Cited**

(75) Inventors: **Steven M. McCabe**, Harper Woods, MI (US); **Jeasoo Kim**, Troy, MI (US); **Samuel Zhao**, Sterling Heights, MI (US)

U.S. PATENT DOCUMENTS

D528,231	S	*	9/2006	Ikeda	.....	D26/28
D528,686	S	*	9/2006	Kato	.....	D26/28
D529,208	S	*	9/2006	Ikeda	.....	D26/28
D535,409	S	*	1/2007	Yamaguchi	.....	D26/28
D550,380	S	*	9/2007	Lin	.....	D26/28
D565,211	S	*	3/2008	Haller et al.	.....	D26/28
D602,616	S	*	10/2009	Okamura et al.	.....	D26/28

(73) Assignee: **GM Global Technology Operations LLC**, Detroit, MI (US)

\* cited by examiner

(\*\*) Term: **14 Years**

*Primary Examiner* — Marcus Jackson

(21) Appl. No.: **29/413,281**

(74) *Attorney, Agent, or Firm* — Parks IP Law LLC; Mickki D. Murray

(22) Filed: **Feb. 14, 2012**

(57) **CLAIM**

The ornamental design for a vehicle tail lamp, as shown and described.

(51) **LOC (9) Cl.** ..... **26-06**

(52) **U.S. Cl.**  
USPC ..... **D26/28**

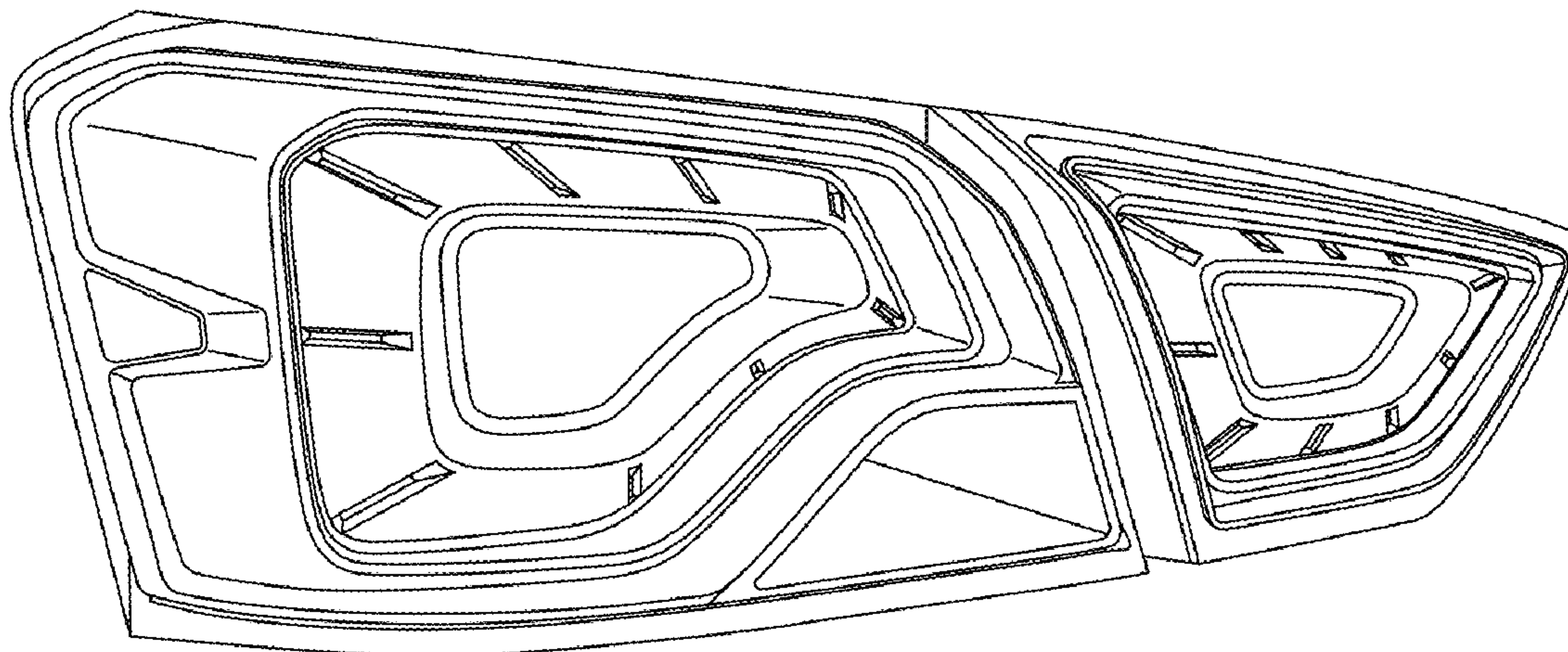
**DESCRIPTION**

(58) **Field of Classification Search**  
USPC ..... D26/28-36; 362/459-468, 475-478, 362/485-487

FIG. 1 is perspective view of a vehicle tail lamp showing the new design; and, FIG. 2 is a front view, thereof.

See application file for complete search history.

**1 Claim, 1 Drawing Sheet**



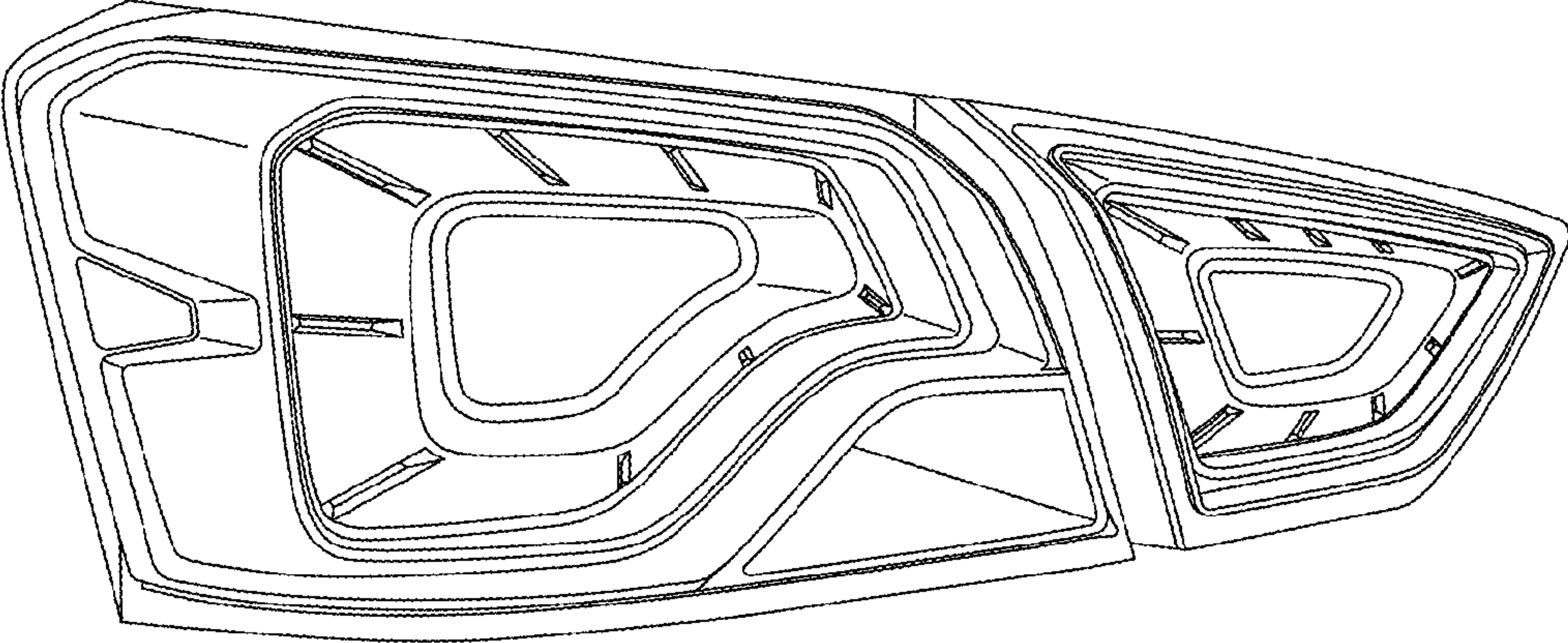


Fig-1

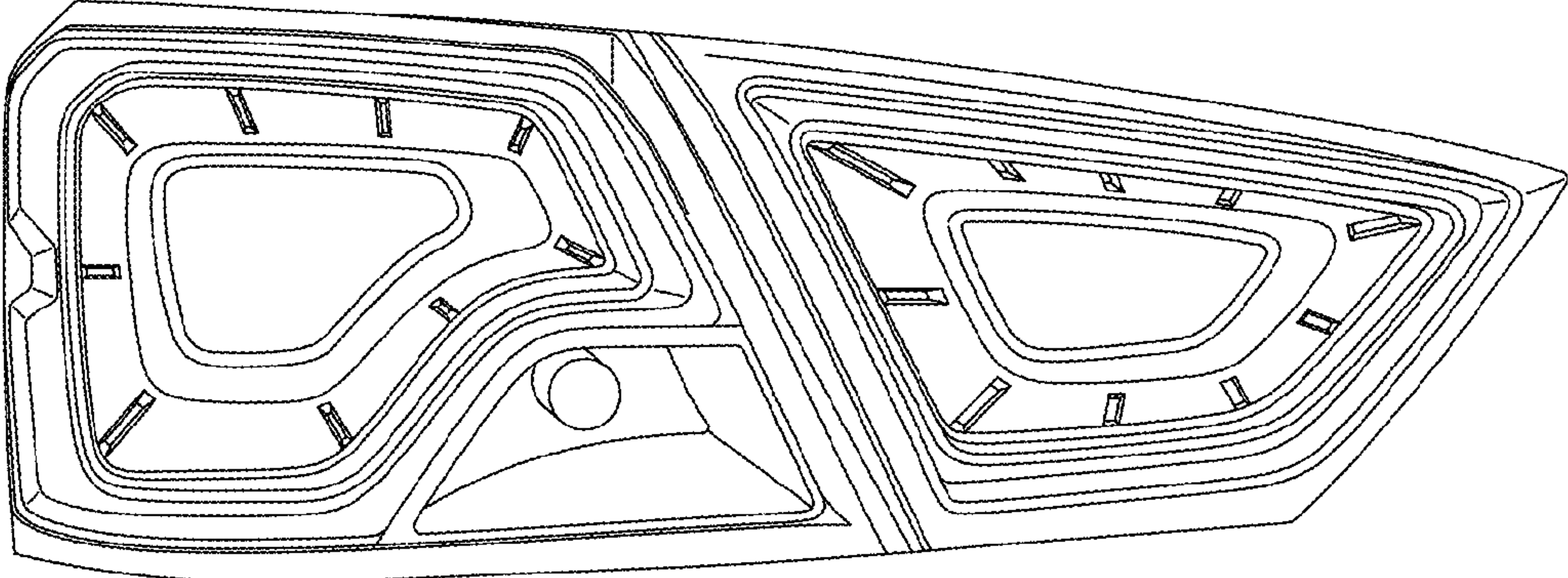


Fig-2