



US00D686333S

(12) **United States Design Patent**  
**Innes**

(10) **Patent No.:** **US D686,333 S**  
(45) **Date of Patent:** **\*\* Jul. 16, 2013**

(54) **MESSAGE TOOL**

(76) Inventor: **Malcolm Innes**, Warwickshire (GB)

(\*\*) Term: **14 Years**

(21) Appl. No.: **29/412,128**

(22) Filed: **Jan. 31, 2012**

(51) **LOC (9) Cl.** ..... **28-03**

(52) **U.S. Cl.**  
USPC ..... **D24/215**

(58) **Field of Classification Search**  
USPC ..... D24/200, 211-215, 141; 601/27,  
601/28, 33, 40, 46, 47, 48, 63, 80, 99, 104,  
601/112, 113, 114, 119, 122, 125, 129, 134,  
601/135, 137, DIG. 12, DIG. 13, DIG. 14,  
601/DIG. 15, DIG. 16, DIG. 17; D14/137,  
D14/147

See application file for complete search history.

(56) **References Cited**

**U.S. PATENT DOCUMENTS**

D40,158	S	*	7/1909	Appel	.....	D24/214
D155,773	S	*	11/1949	Becker	.....	D32/49
5,231,977	A	*	8/1993	Graston	.....	601/34
5,366,437	A	*	11/1994	Graston	.....	601/135
5,441,478	A	*	8/1995	Graston	.....	601/137
5,707,346	A	*	1/1998	Graston	.....	601/137
6,077,239	A	*	6/2000	Lin	.....	601/137

6,126,620	A	*	10/2000	Graston	.....	601/137
6,641,547	B2	*	11/2003	Sevier et al.	.....	601/135
D524,445	S	*	7/2006	Liang	.....	D24/214
D548,356	S	*	8/2007	Lai	.....	D24/214
D590,669	S	*	4/2009	Coppo	.....	D7/649
D615,210	S	*	5/2010	Woodhams et al.	.....	D24/211
D624,193	S	*	9/2010	Katzenberger	.....	D24/214
D634,022	S	*	3/2011	Scappaticci	.....	D24/215
D645,568	S	*	9/2011	Walker et al.	.....	D24/214

\* cited by examiner

*Primary Examiner* — Sandra Snapp

(74) *Attorney, Agent, or Firm* — O'Connell Law Firm;  
Thomas P. O'Connell


(57) **CLAIM**

I claim the ornamental design for a massage tool, as shown.

**DESCRIPTION**

FIG. 1 is a perspective view of a massage tool;  
 FIG. 2 is an enlarged front elevation view of the massage tool of FIG. 1;  
 FIG. 3 is an enlarged rear elevation view of the massage tool of FIG. 1;  
 FIG. 4 is a reduced left elevation view of the massage tool of FIG. 1;  
 FIG. 5 is a reduced right elevation view of the massage tool of FIG. 1;  
 FIG. 6 is a top plan view of the massage tool of FIG. 1; and,  
 FIG. 7 is a bottom plan view of the massage tool of FIG. 1.

**1 Claim, 2 Drawing Sheets**



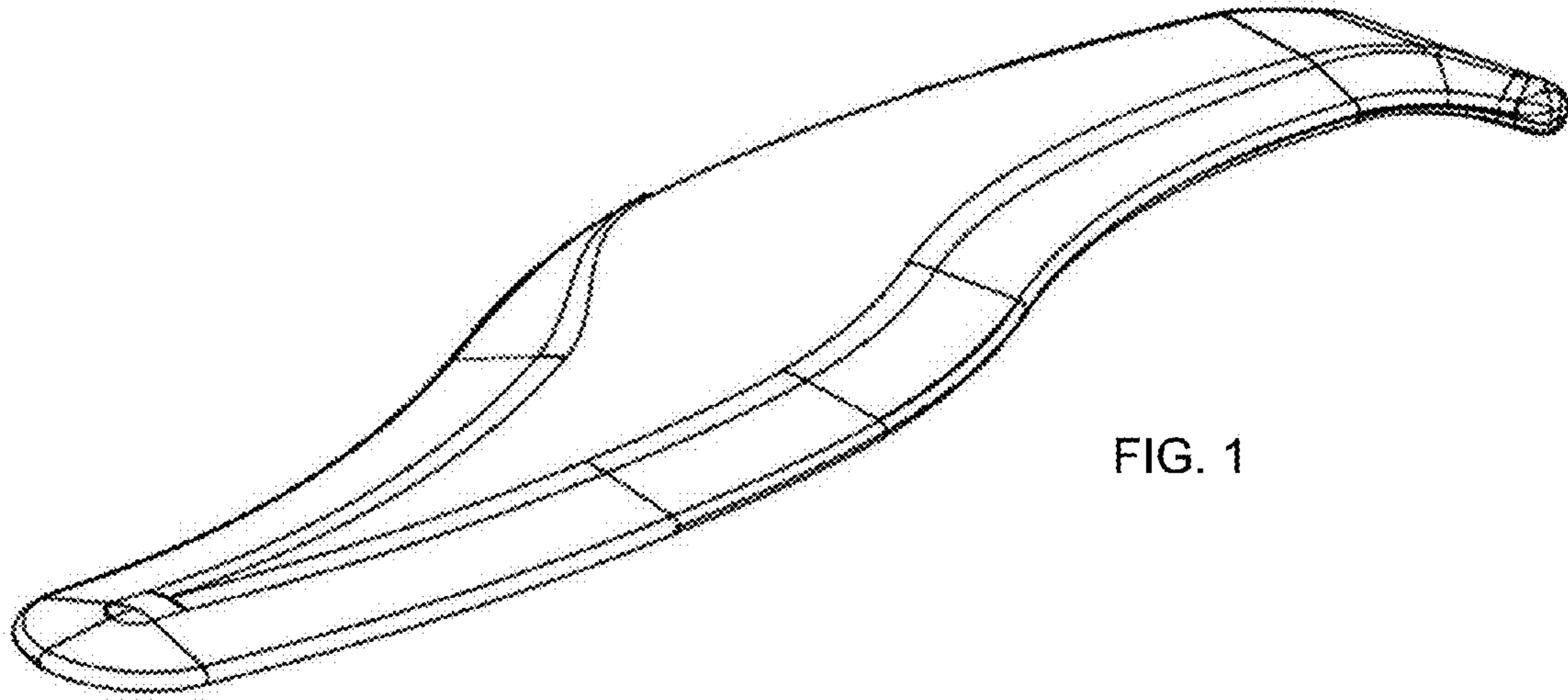


FIG. 1




FIG. 2

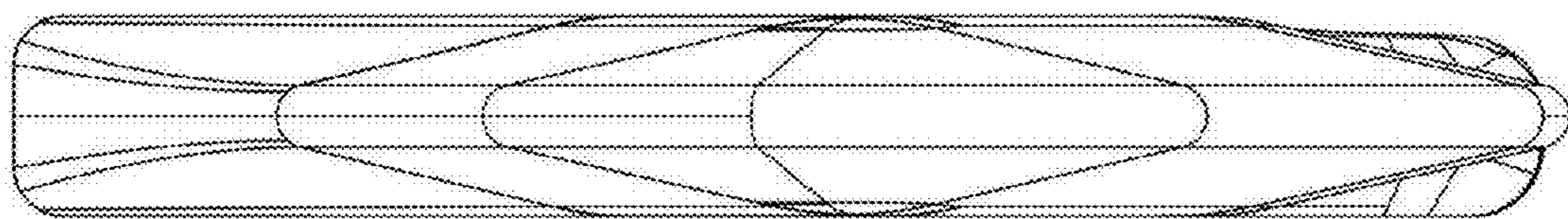


FIG. 3




FIG. 4

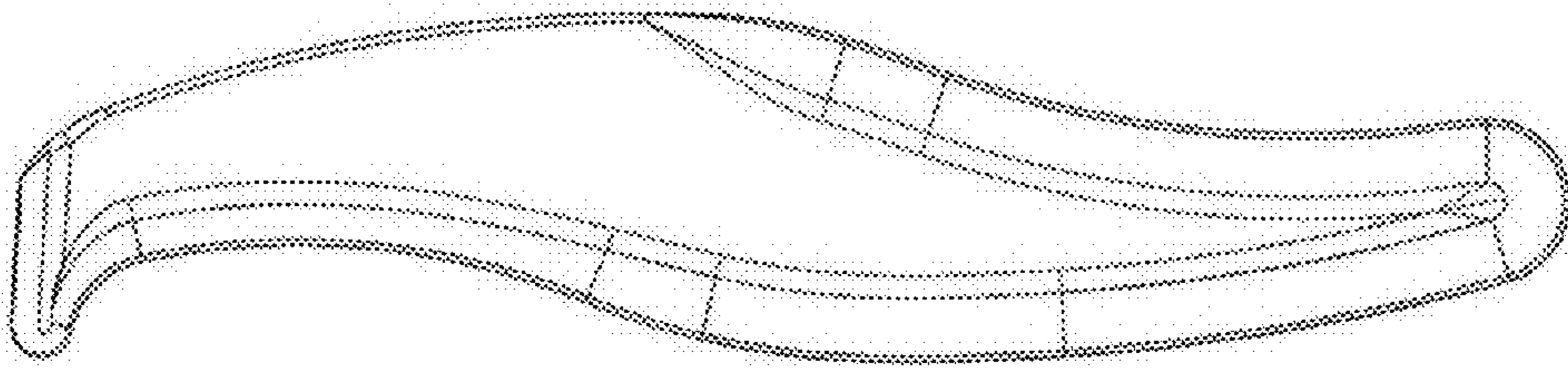


FIG. 5




FIG. 6




FIG. 7