



US00D686305S

(12) **United States Design Patent**
Flowers et al.

(10) **Patent No.:** **US D686,305 S**
(45) **Date of Patent:** **** Jul. 16, 2013**

(54) **HANDLE**

(71) Applicant: **Grohe AG**, Hemer (DE)
(72) Inventors: **Paul Flowers**, Duesseldorf (DE); **Jochen Allard**, Menden (DE)
(73) Assignee: **Grohe AG**, Hemer (DE)
(**) Term: **14 Years**
(21) Appl. No.: **29/436,253**
(22) Filed: **Nov. 2, 2012**

(30) **Foreign Application Priority Data**

May 2, 2012 (EM) 002036111-0014

(51) **LOC (9) Cl.** **23-01**

(52) **U.S. Cl.**
USPC **D23/254**

(58) **Field of Classification Search**
USPC D23/238-243, 250, 252, 254; 4/675-678;
137/801

See application file for complete search history.

(56) **References Cited**

U.S. PATENT DOCUMENTS

D461,878	S	*	8/2002	Green et al.	D23/254
D469,165	S	*	1/2003	Lim	D23/254
D486,558	S	*	2/2004	Blomstrom	D23/252
D505,714	S	*	5/2005	Dretzka	D23/252
D523,114	S	*	6/2006	Schaffeld et al.	D23/249
D674,881	S	*	1/2013	Kwok	D23/252

* cited by examiner

Primary Examiner — Robert Delehanty

(74) *Attorney, Agent, or Firm* — Muncy, Geissler, Olds & Lowe, PLLC

(57) **CLAIM**

The ornamental design for a handle, as shown and described.

DESCRIPTION

FIG. 1 is a left side elevational view of a handle of the present invention.

FIG. 2 is a right side elevational view of the handle of FIG. 1.

FIG. 3 is a front elevational view of the handle of FIG. 1.

FIG. 4 is a rear elevational view of the handle of FIG. 1.

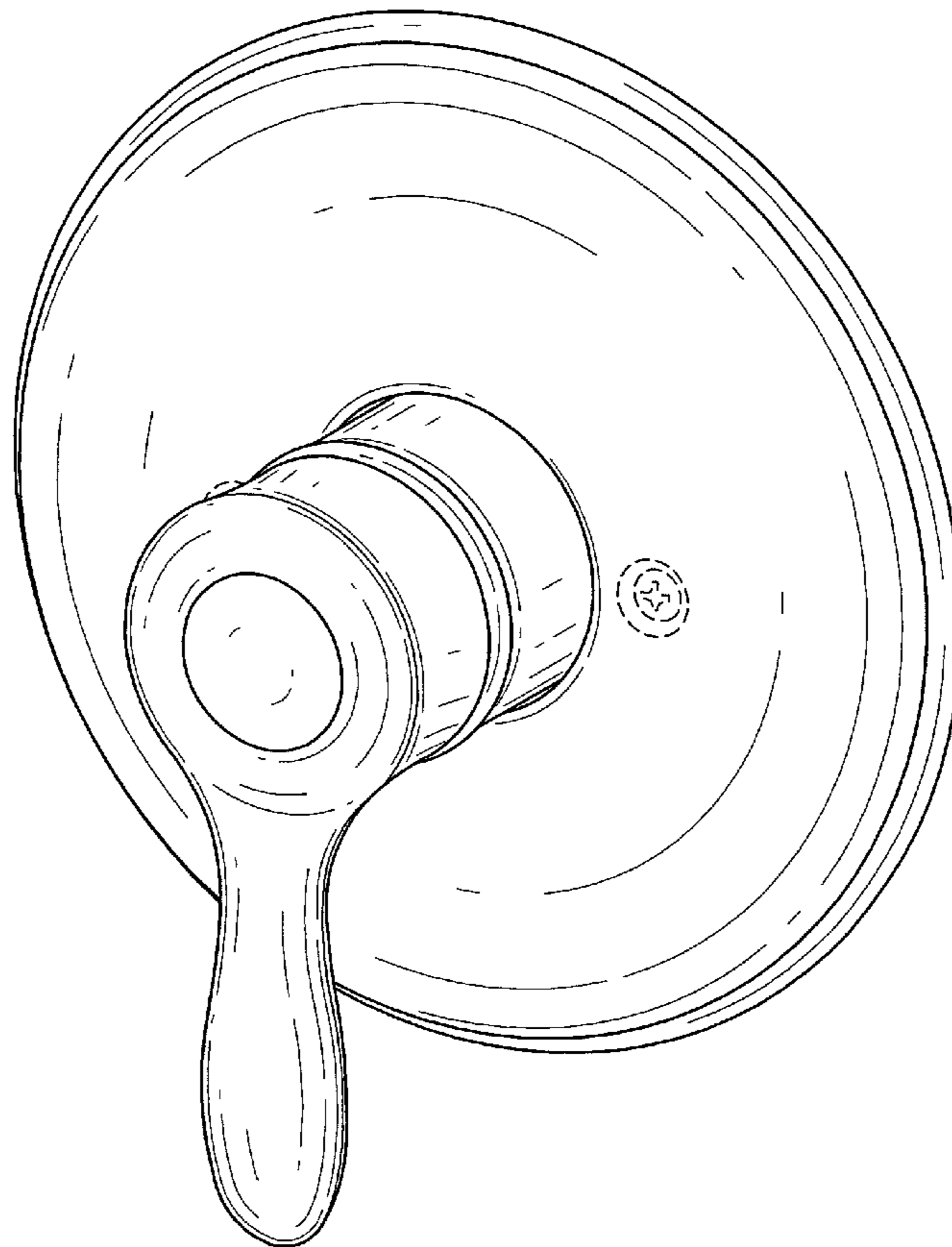
FIG. 5 is a top plan view of the handle of FIG. 1.

FIG. 6 is a bottom plan view of the handle of FIG. 1; and,

FIG. 7 is a perspective view of the handle of FIG. 1.

The dashed lines illustrate environment that does not form a part of the present invention, and no claim is made to the material illustrated with dashed lines.

1 Claim, 7 Drawing Sheets






FIG.1




FIG.2

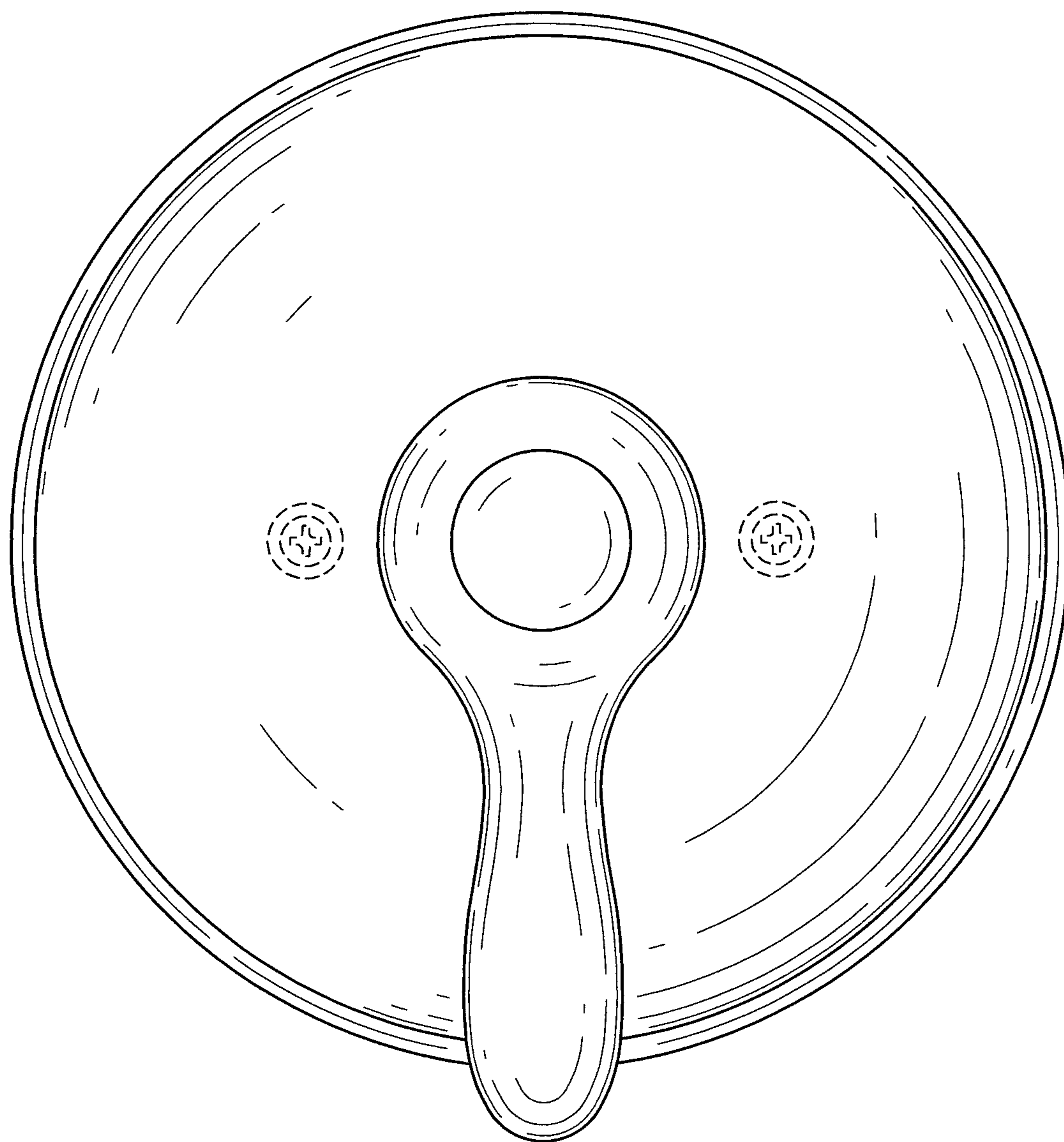


FIG.3

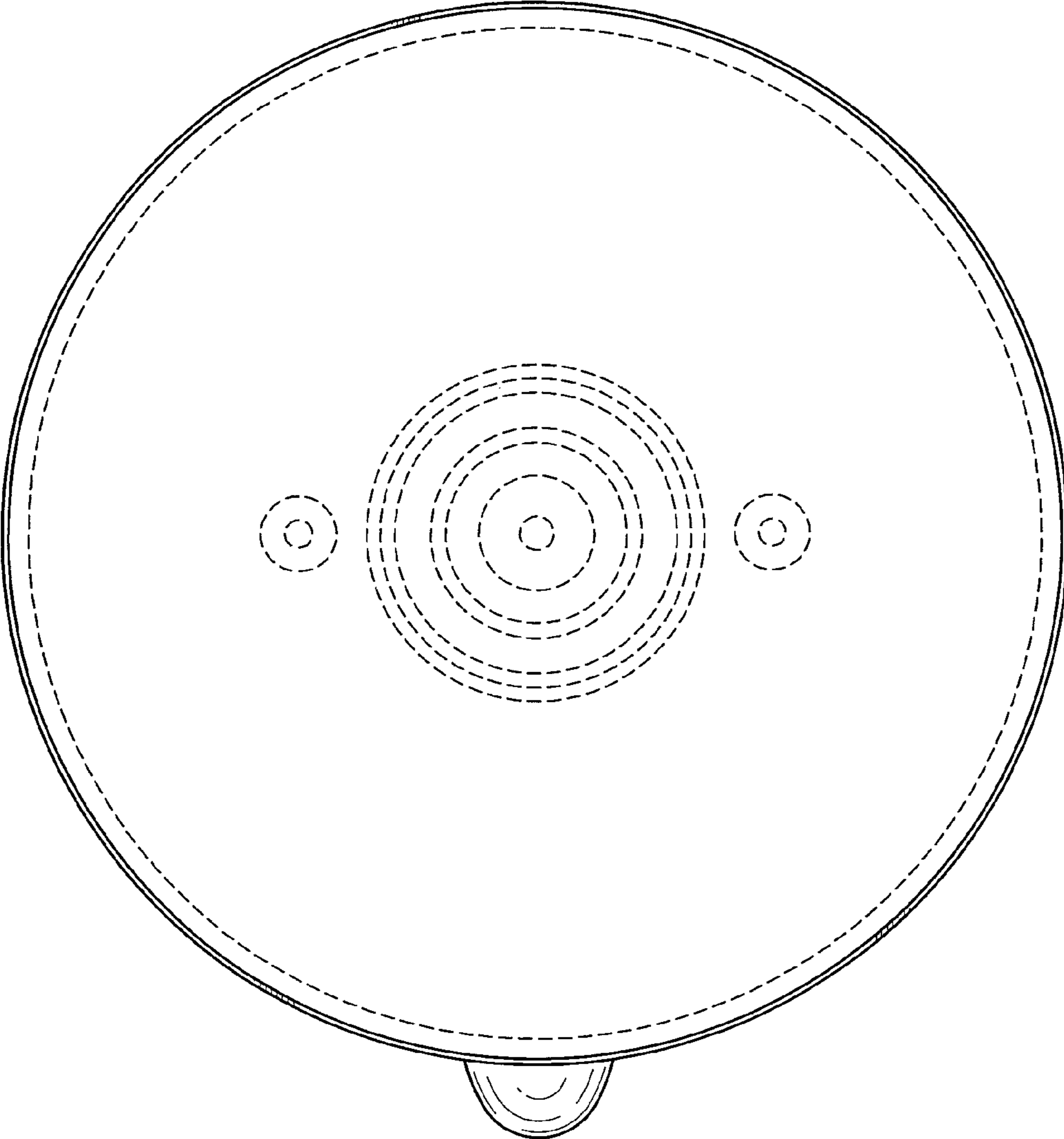


FIG.4




FIG.5

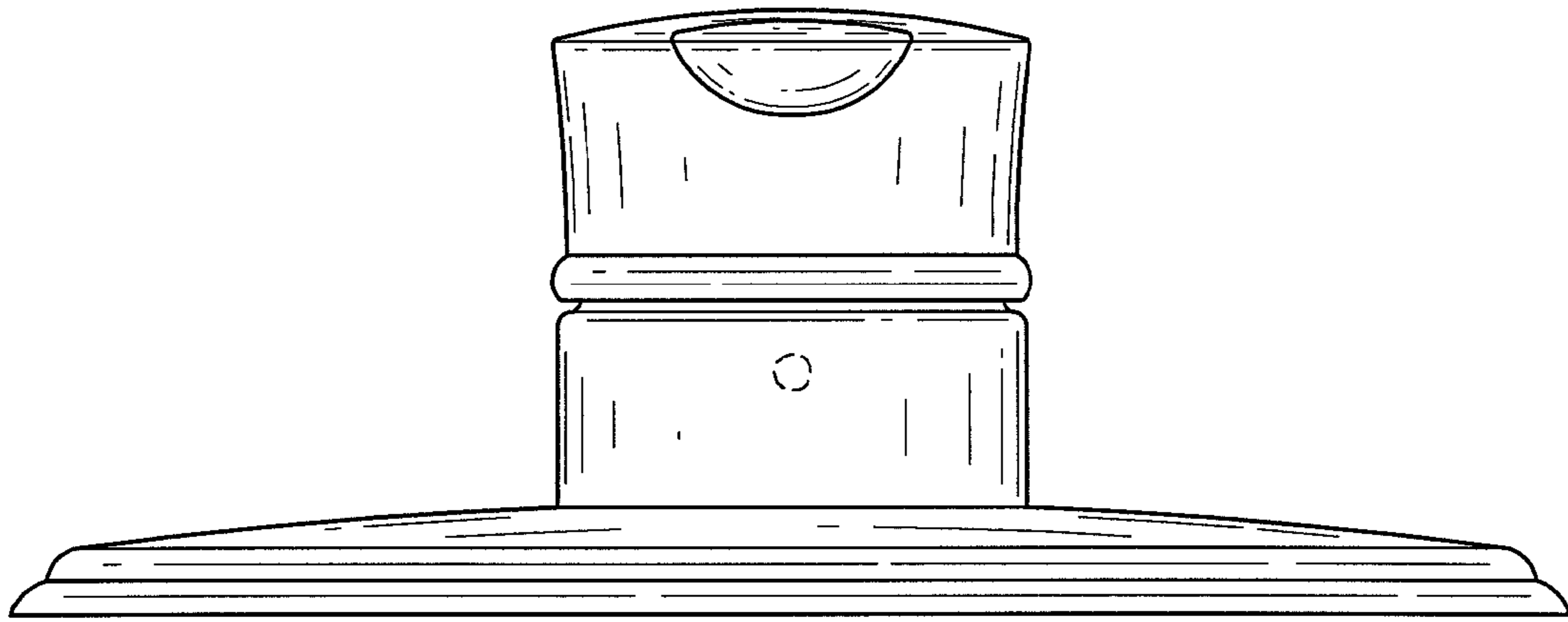


FIG.6

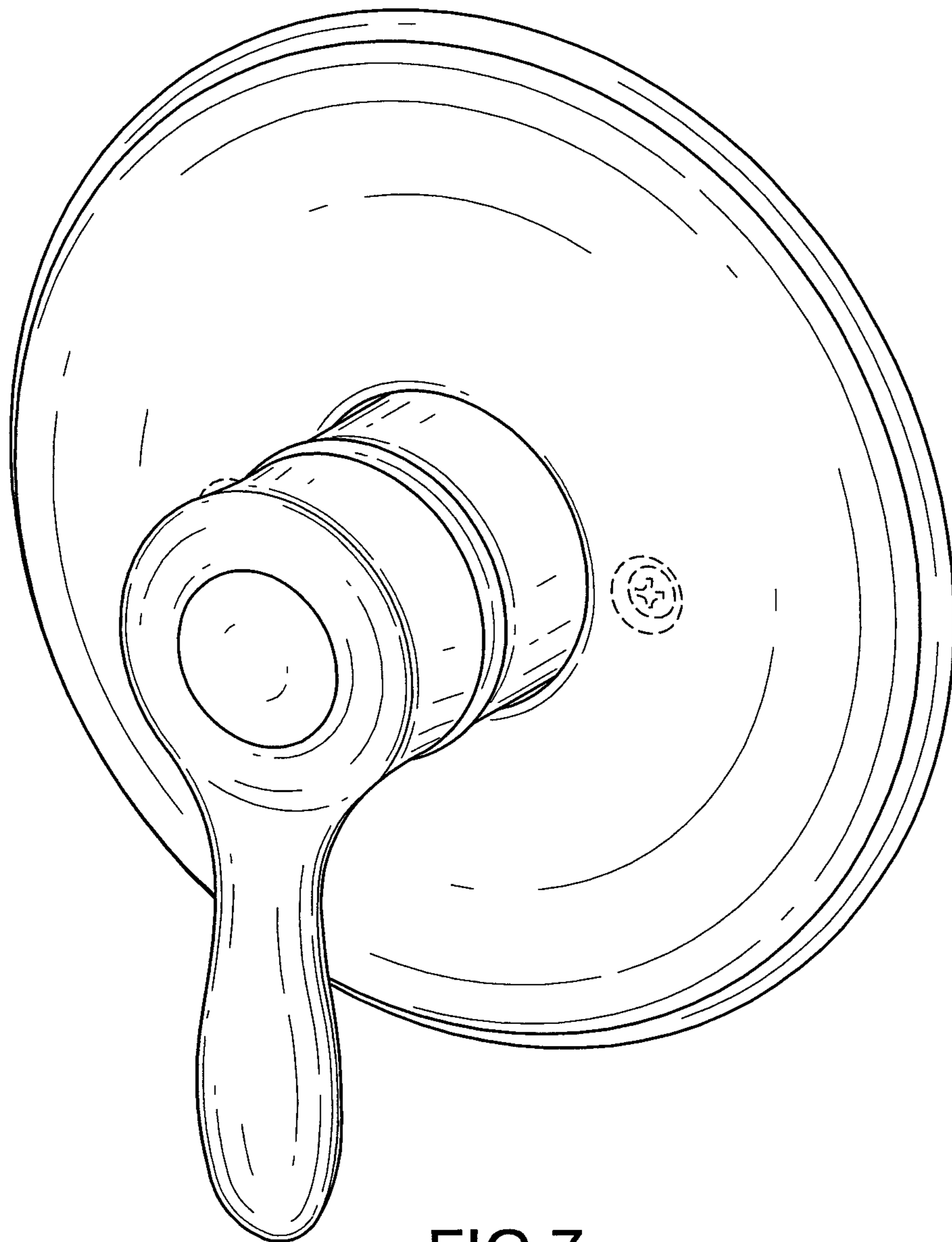


FIG.7