



US00D686304S

(12) **United States Design Patent**  
**Flowers et al.**

(10) **Patent No.:** **US D686,304 S**  
(45) **Date of Patent:** **\*\* Jul. 16, 2013**

(54) **FAUCET HANDLE**

D580,015 S \* 11/2008 Yamaguchi et al. .... D23/238  
D630,303 S \* 1/2011 Romero ..... D23/252  
D674,881 S \* 1/2013 Kwok ..... D23/252

(71) Applicant: **Grohe AG**, Hemer (DE)

\* cited by examiner

(72) Inventors: **Paul Flowers**, Duesseldorf (DE); **Jochen Allard**, Menden (DE)

*Primary Examiner* — Robert Delehanty

(73) Assignee: **Grohe AG**, Hemer (DE)

(74) *Attorney, Agent, or Firm* — Muncy, Geissler, Olds & Lowe, PLLC

(\*\*) Term: **14 Years**

(57) **CLAIM**

(21) Appl. No.: **29/436,238**

The ornamental design for a faucet handle, as shown and described.

(22) Filed: **Nov. 2, 2012**

**DESCRIPTION**

(30) **Foreign Application Priority Data**

May 2, 2012 (EM) ..... 002036111-0003

(51) **LOC (9) Cl.** ..... **23-01**

(52) **U.S. Cl.**  
USPC ..... **D23/252**

(58) **Field of Classification Search**  
USPC ..... D23/238–243, 250, 252; 4/675–678;  
137/801

See application file for complete search history.

FIG. 1 is a left side elevational view of a faucet handle of the present invention.

FIG. 2 is a right side elevational view of the faucet handle of FIG. 1.

FIG. 3 is a front elevational view of the faucet handle of FIG. 1.

FIG. 4 is a rear elevational view of the faucet handle of FIG. 1.

FIG. 5 is a top plan view of the faucet handle of FIG. 1.

FIG. 6 is a bottom plan view of the faucet handle of FIG. 1; and,

FIG. 7 is a perspective view of the faucet handle of FIG. 1.


The dashed lines illustrate environment that does not form a part of the present invention, and no claim is made to the material illustrated with dashed lines.

(56) **References Cited**

U.S. PATENT DOCUMENTS

D486,558 S \* 2/2004 Blomstrom ..... D23/252  
D523,114 S \* 6/2006 Schaffeld et al. .... D23/249

**1 Claim, 6 Drawing Sheets**






FIG.1

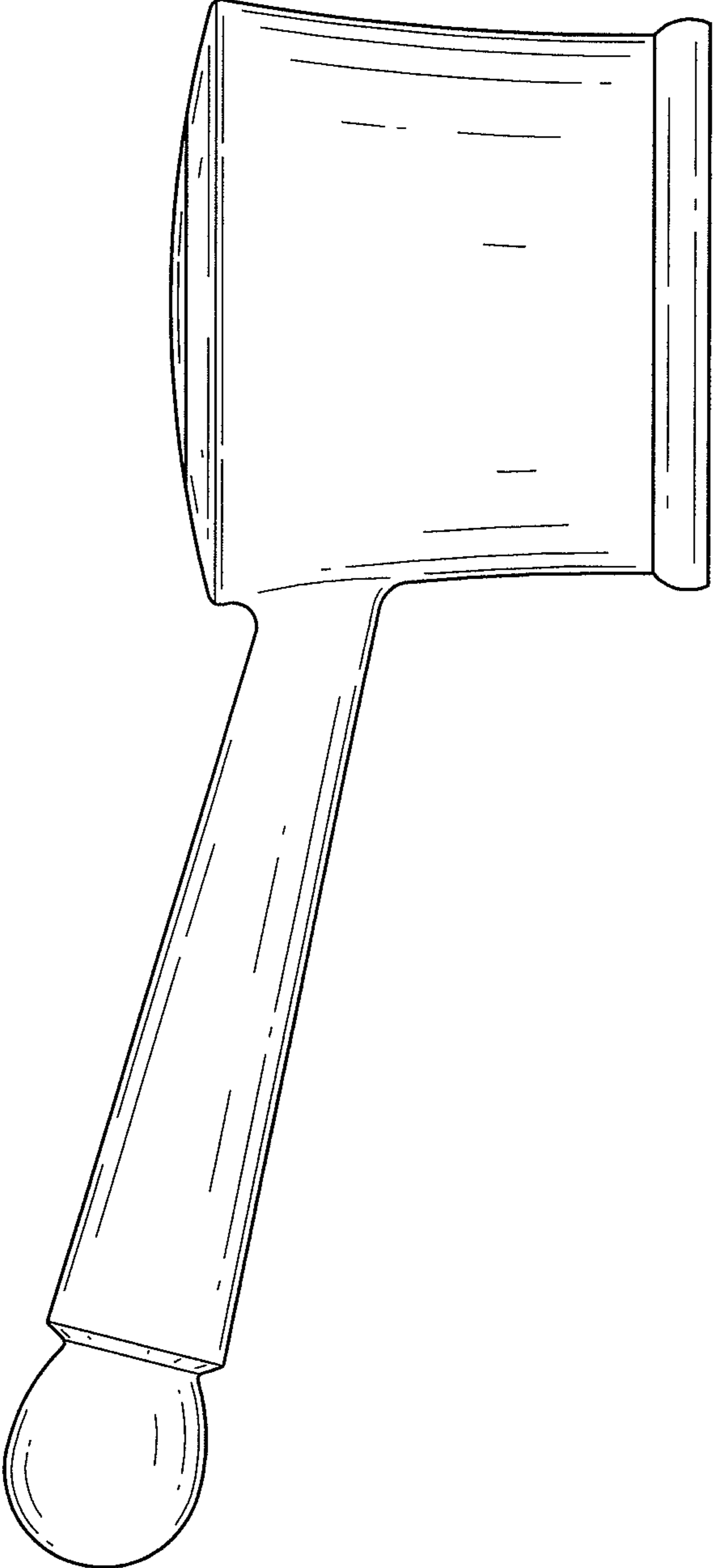


FIG.2




FIG.3




FIG.4

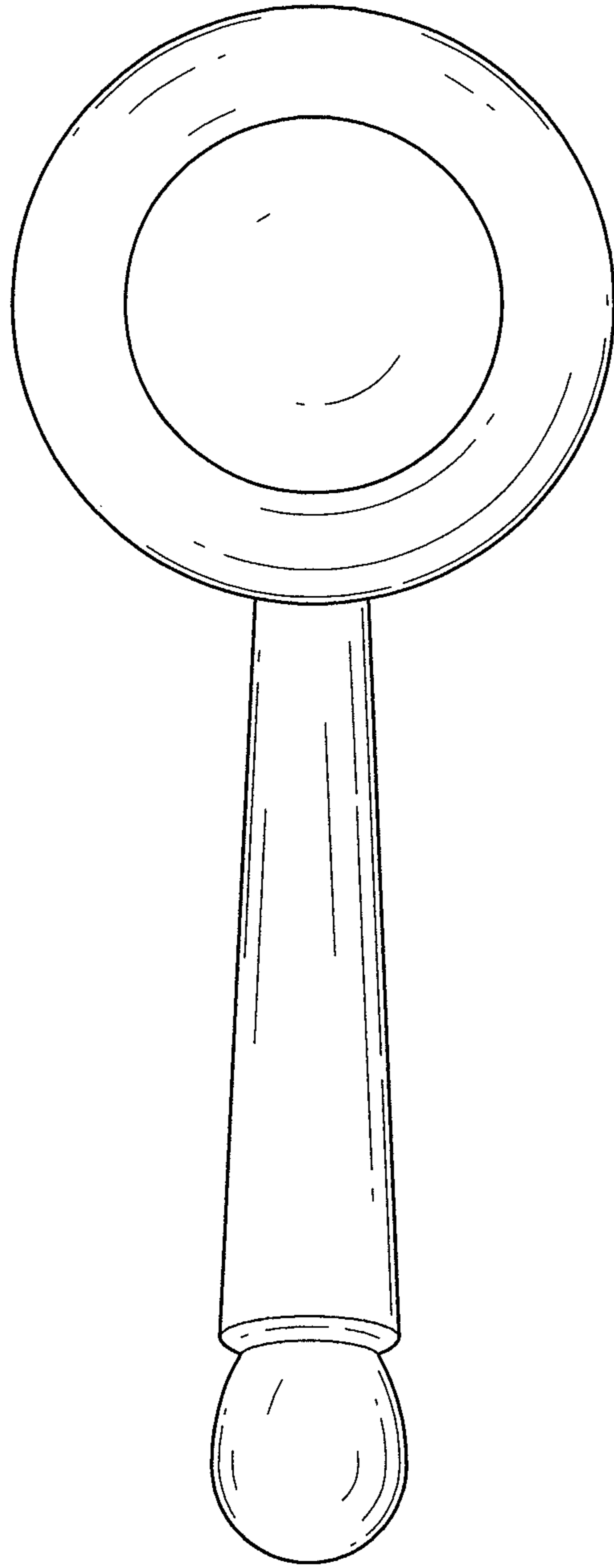


FIG.5

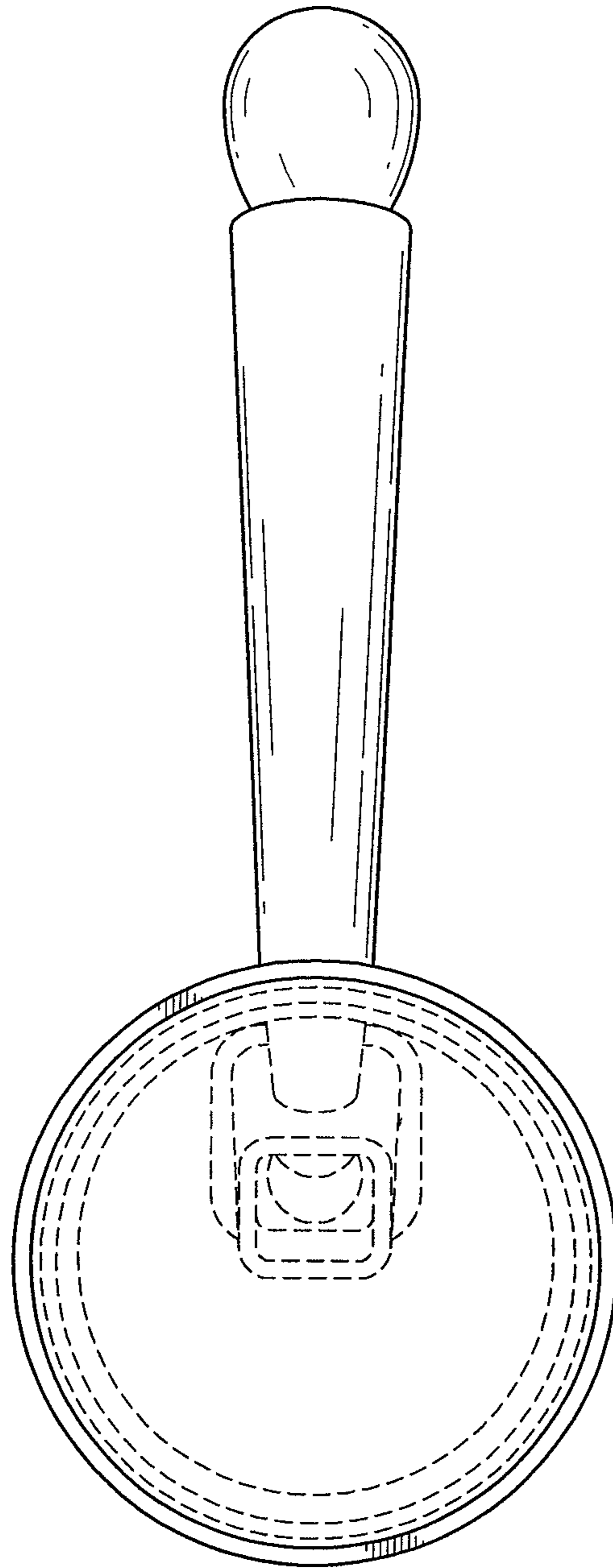


FIG.6




FIG.7