



US00D686284S

(12) **United States Design Patent**
Block

(10) **Patent No.:** **US D686,284 S**

(45) **Date of Patent:** **** Jul. 16, 2013**

(54) **VIDEO GAME CONTROLLER SWORD
ACCESSORY**

(75) **Inventor:** **Gerard Lambert Block**, West
Hollywood, CA (US)

(73) **Assignee:** **Peformance Designed Products LLC**,
Sherman Oaks, CA (US)

(**) **Term:** **14 Years**

(21) **Appl. No.:** **29/342,916**

(22) **Filed:** **Sep. 2, 2009**

(51) **LOC (9) Cl.** **21-01**

(52) **U.S. Cl.**
USPC **D21/333; D21/324**

(58) **Field of Classification Search**
USPC D21/324-333, 568; D14/496, 440,
D14/401, 454; 273/148 B; 463/1, 2, 29-35,
463/46; 345/156, 905
See application file for complete search history.

(56) **References Cited**

U.S. PATENT DOCUMENTS

D133,062	S	*	7/1942	Leigh	D21/568
5,232,223	A	*	8/1993	Dornbusch	463/37
D423,599	S	*	4/2000	Au Yeung	D21/324
6,086,478	A	*	7/2000	Klitsner et al.	463/35
D450,766	S	*	11/2001	Rosenbaum	D19/36
D453,030	S	*	1/2002	Lutchen et al.	D21/329

D463,501	S	*	9/2002	Isetani et al.	D21/324
D476,377	S	*	6/2003	Klitsner et al.	D21/329
6,811,491	B1	*	11/2004	Levenberg et al.	463/47
D583,875	S	*	12/2008	Roberts	D21/324
D589,567	S	*	3/2009	Roberts	D21/324
D590,893	S	*	4/2009	Roberts	D21/324

* cited by examiner

Primary Examiner — Prabhakar Deshmukh

(74) *Attorney, Agent, or Firm* — Sheppard Mullin Richter &
Hampton LLP

(57) **CLAIM**

The ornamental design for a video game controller sword
accessory, as shown and described.

DESCRIPTION

FIG. 1 is a perspective view of a video game controller sword
accessory showing my new design, shown with a game con-
troller inserted;

FIG. 2 is a perspective view thereof, with a game controller
removed;

FIG. 3 is a side elevational view thereof;

FIG. 4 is a side elevational view, opposite to FIG. 3;

FIG. 5 is a front elevational view thereof;

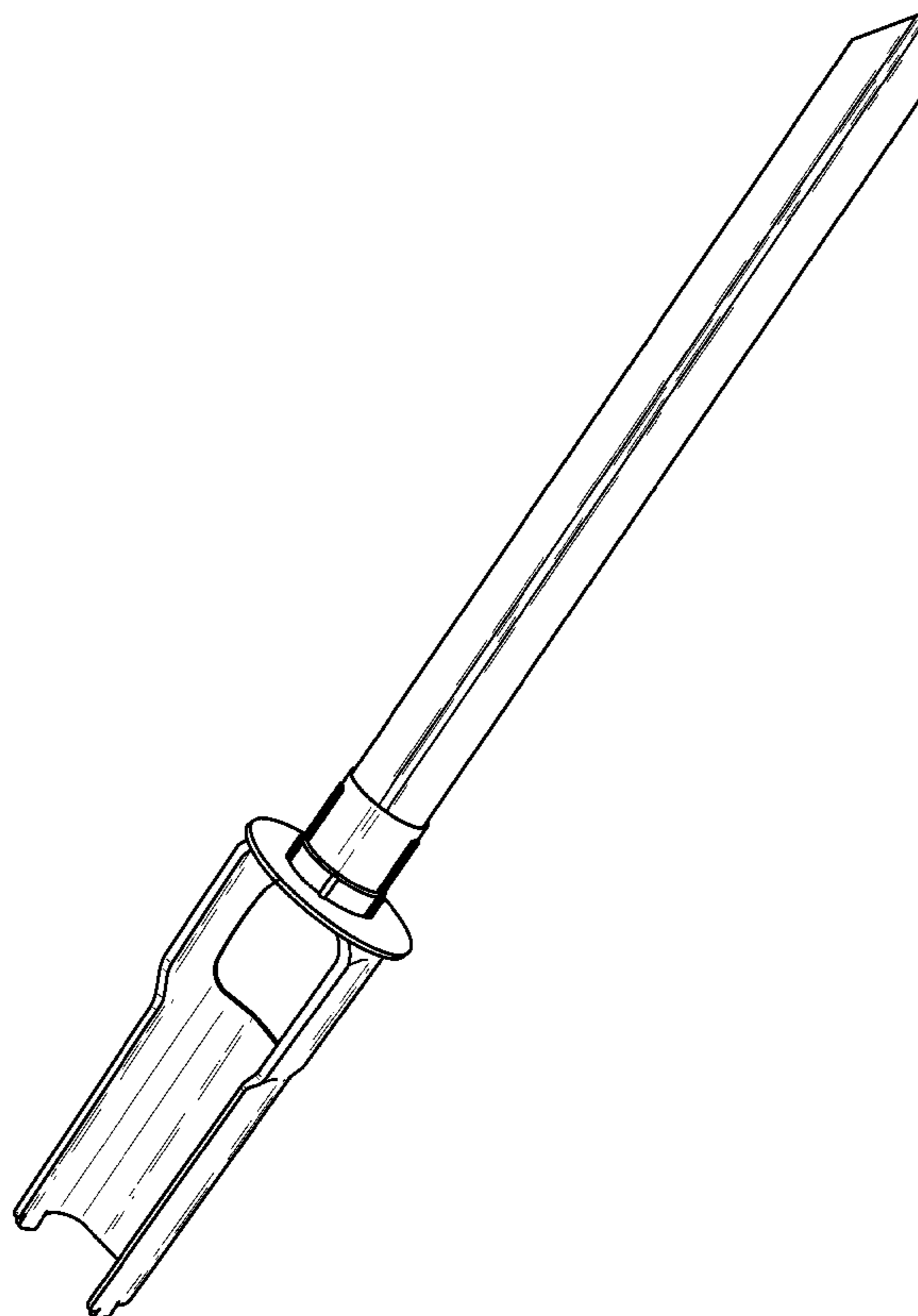
FIG. 6 is a rear elevational view thereof;

FIG. 7 is a top plan view thereof; and,

FIG. 8 is a bottom plan view thereof.

The broken lines environment is for illustrative purpose only
and forms no part of the claimed design.

1 Claim, 4 Drawing Sheets



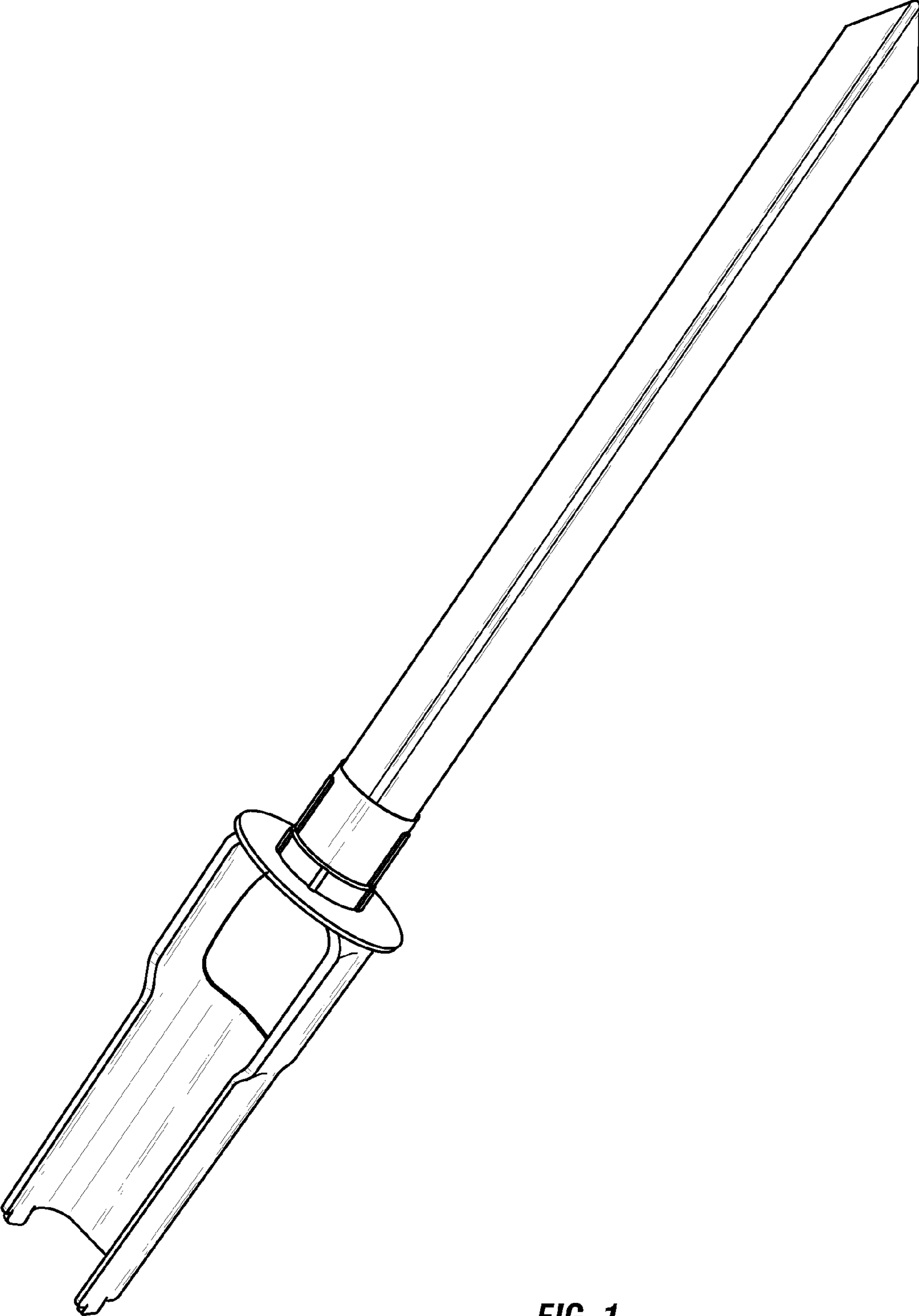


FIG. 1

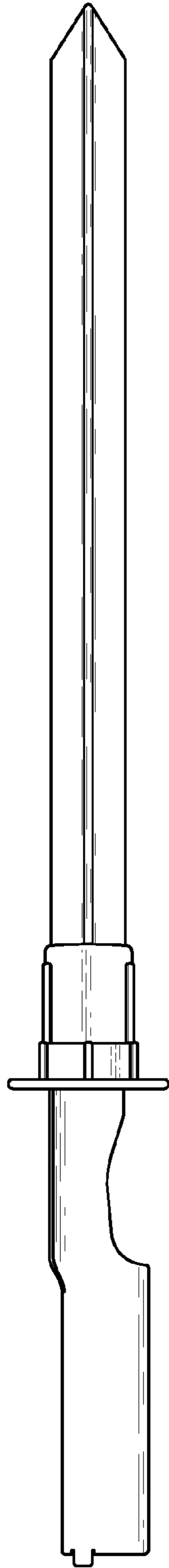


FIG. 2

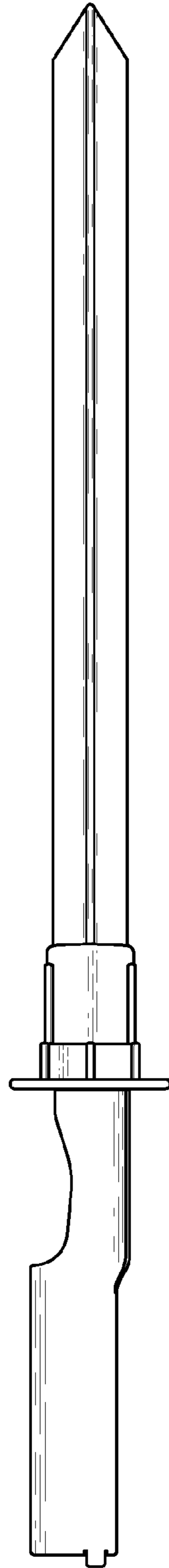


FIG. 3

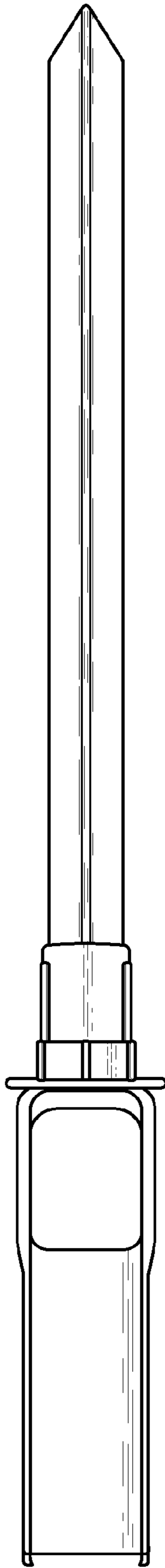


FIG. 4

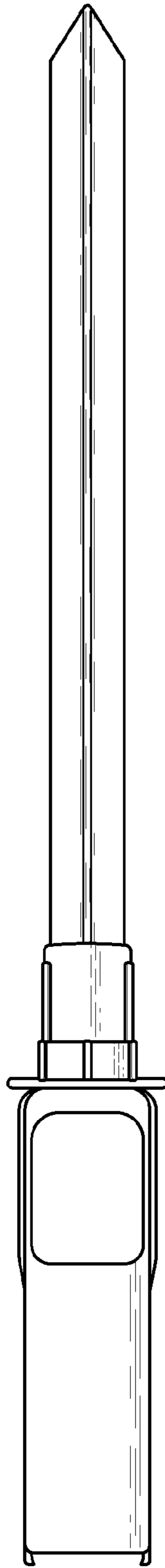


FIG. 5

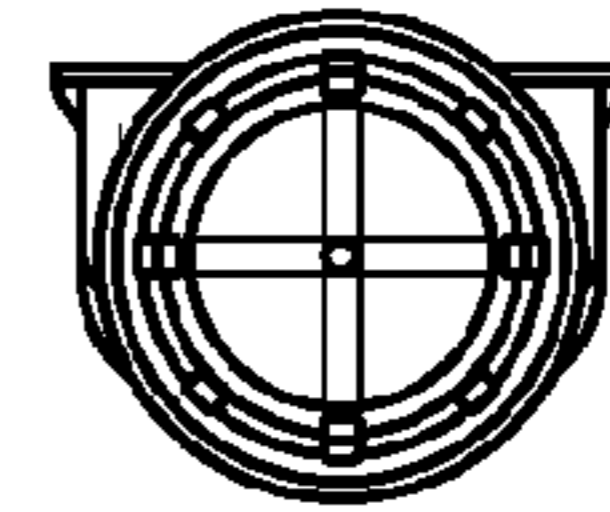


FIG. 6

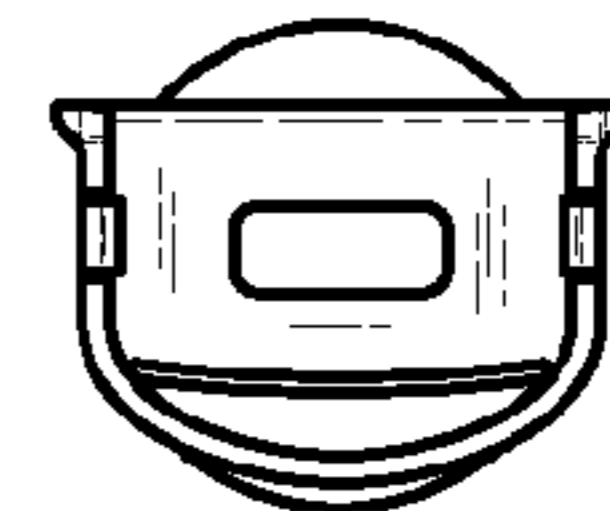


FIG. 7

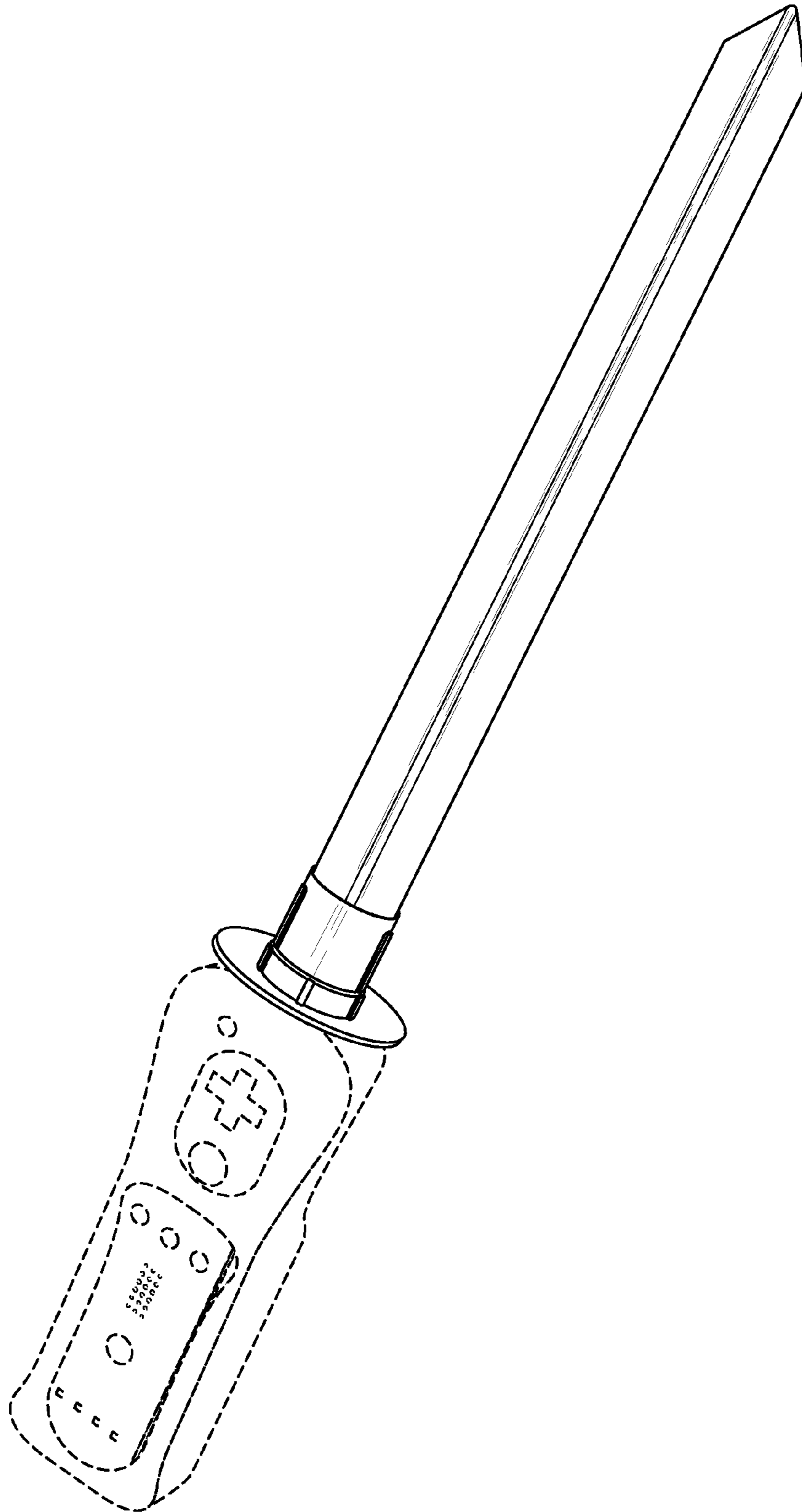


FIG. 8