



US00D686283S

(12) **United States Design Patent**
Block

(10) **Patent No.:** **US D686,283 S**

(45) **Date of Patent:** **** *Jul. 16, 2013**

(54) **VIDEO GAME CONTROLLER BAT ACCESSORY**

(75) Inventor: **Gerard Lambert Block**, West Hollywood, CA (US)

(73) Assignee: **Performance Designed Products LLC**, Sherman Oaks, CA (US)

(*) Notice: This patent is subject to a terminal disclaimer.

(**) Term: **14 Years**

(21) Appl. No.: **29/342,914**

(22) Filed: **Sep. 2, 2009**

(51) **LOC (9) Cl.** **21-01**

(52) **U.S. Cl.**
USPC **D21/333; D21/324**

(58) **Field of Classification Search**
USPC D21/324-333, 725; D14/496, 440, D14/401, 454; 273/148 B; 463/1, 2, 29-35, 463/46; 345/156, 905
See application file for complete search history.

(56) **References Cited**

U.S. PATENT DOCUMENTS

5,232,223	A *	8/1993	Dornbusch	463/37
D423,599	S *	4/2000	Au Yeung	D21/324
6,086,478	A *	7/2000	Klitsner et al.	463/35
D450,766	S *	11/2001	Rosenbaum	D19/36
D453,030	S *	1/2002	Lutchen et al.	D21/329

D461,214	S *	8/2002	Luciano	D21/725
D463,501	S *	9/2002	Isetani et al.	D21/324
D476,377	S *	6/2003	Klitsner et al.	D21/329
6,811,491	B1 *	11/2004	Levenberg et al.	463/47
D583,875	S *	12/2008	Roberts	D21/324
D589,567	S *	3/2009	Roberts	D21/324
D590,893	S *	4/2009	Roberts	D21/324

* cited by examiner

Primary Examiner — Prabhakar Deshmukh

(74) *Attorney, Agent, or Firm* — Sheppard Mullin Richter & Hampton LLP

(57) **CLAIM**

The ornamental design for a video game controller bat accessory, as shown and described.

DESCRIPTION

FIG. 1 is a perspective view of a video game controller bat accessory showing my new design, shown with a game controller inserted;

FIG. 2 is a perspective view thereof, with a game controller removed;

FIG. 3 is a side elevational view thereof;

FIG. 4 is a side elevational view, opposite to FIG. 3;

FIG. 5 is a front elevational view thereof;

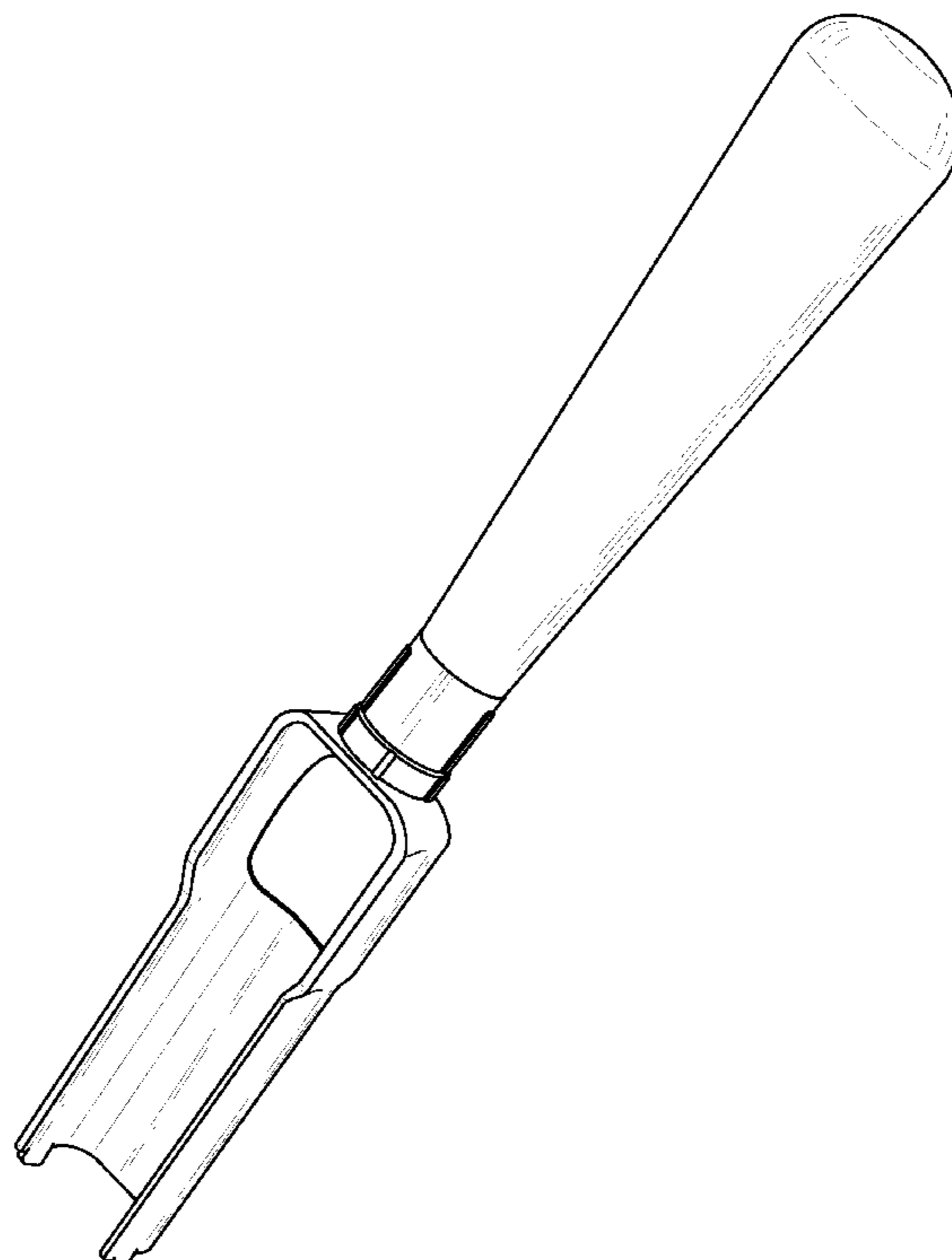
FIG. 6 is a rear elevational view thereof;

FIG. 7 is atop plan view thereof; and,

FIG. 8 is a bottom plan view thereof.

The broken lines environment is for illustrative purpose only and forms no part of the claimed design.

1 Claim, 4 Drawing Sheets



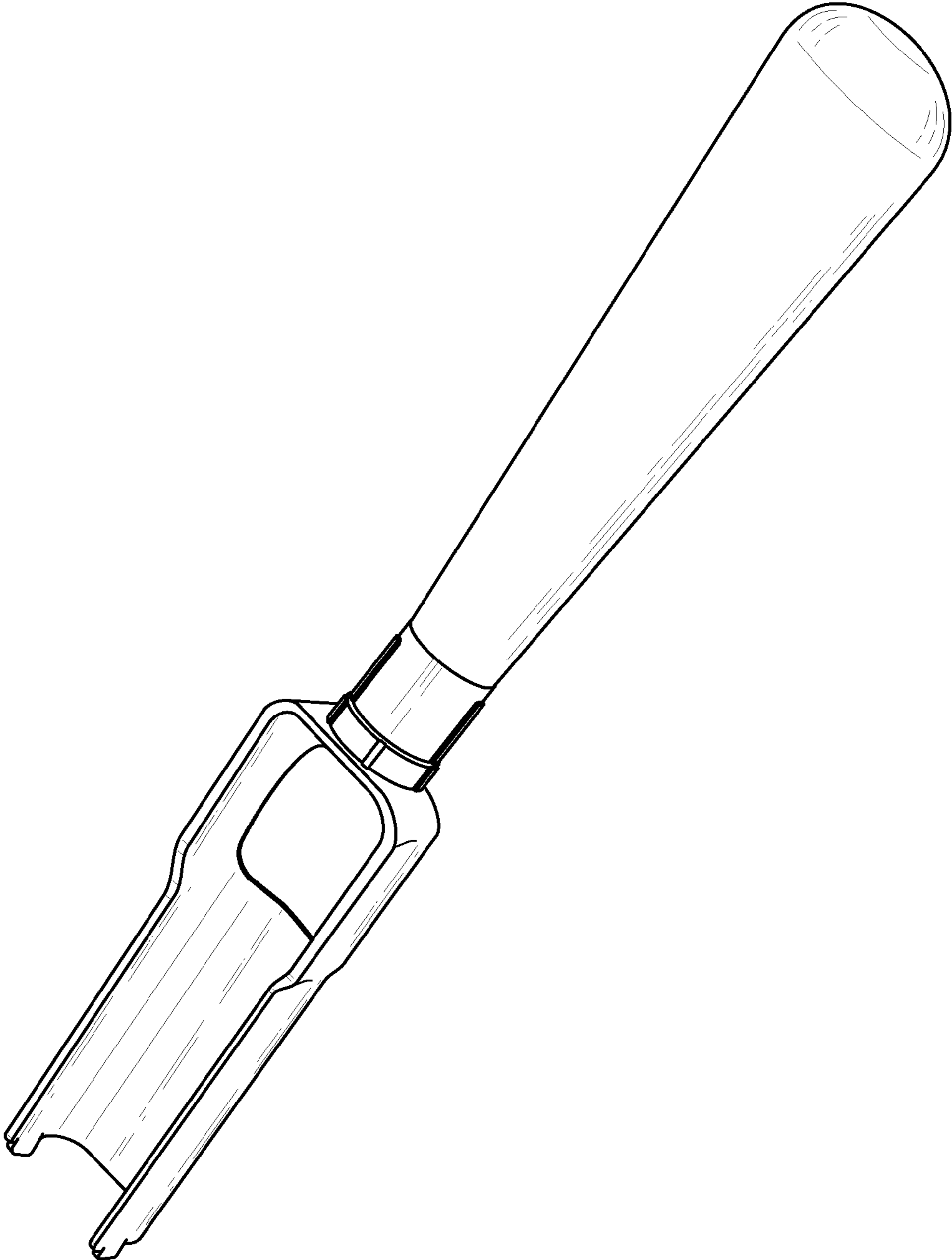


FIG. 1

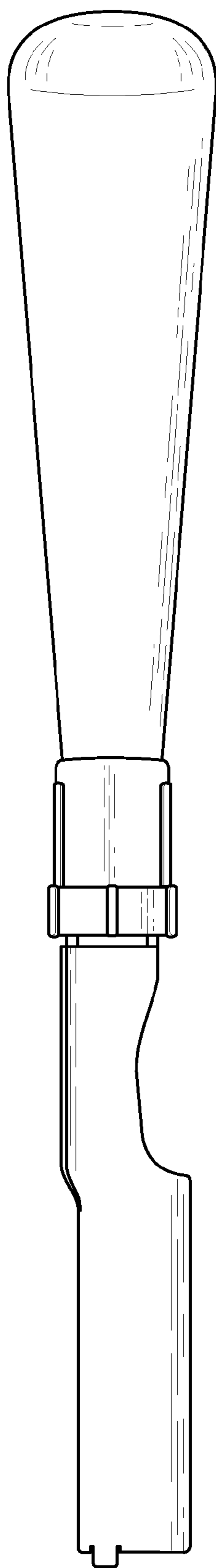


FIG. 2

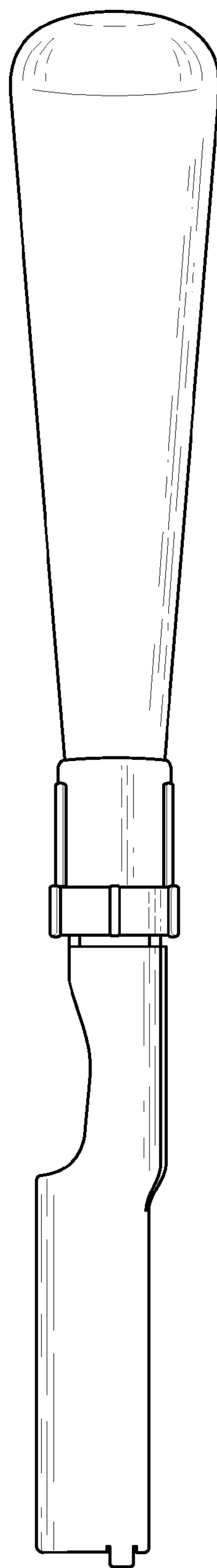


FIG. 3

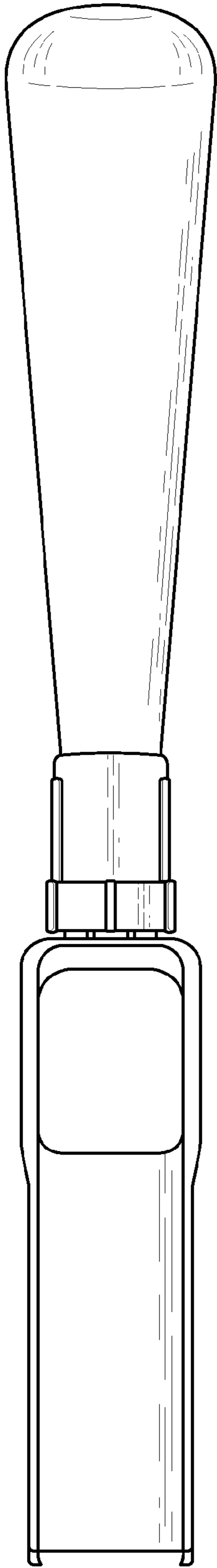


FIG. 4

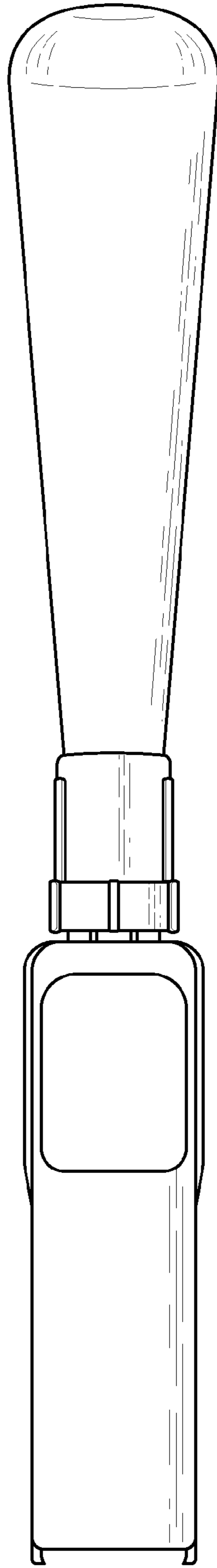


FIG. 5




FIG. 6

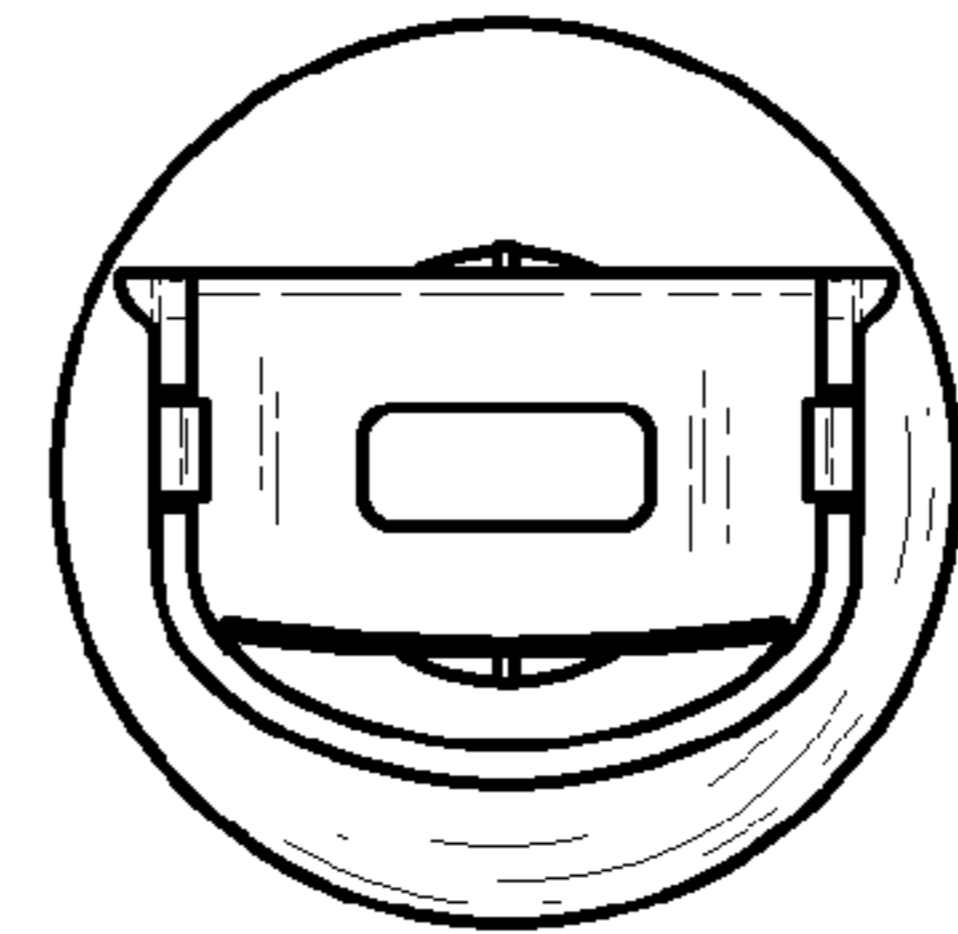


FIG. 7

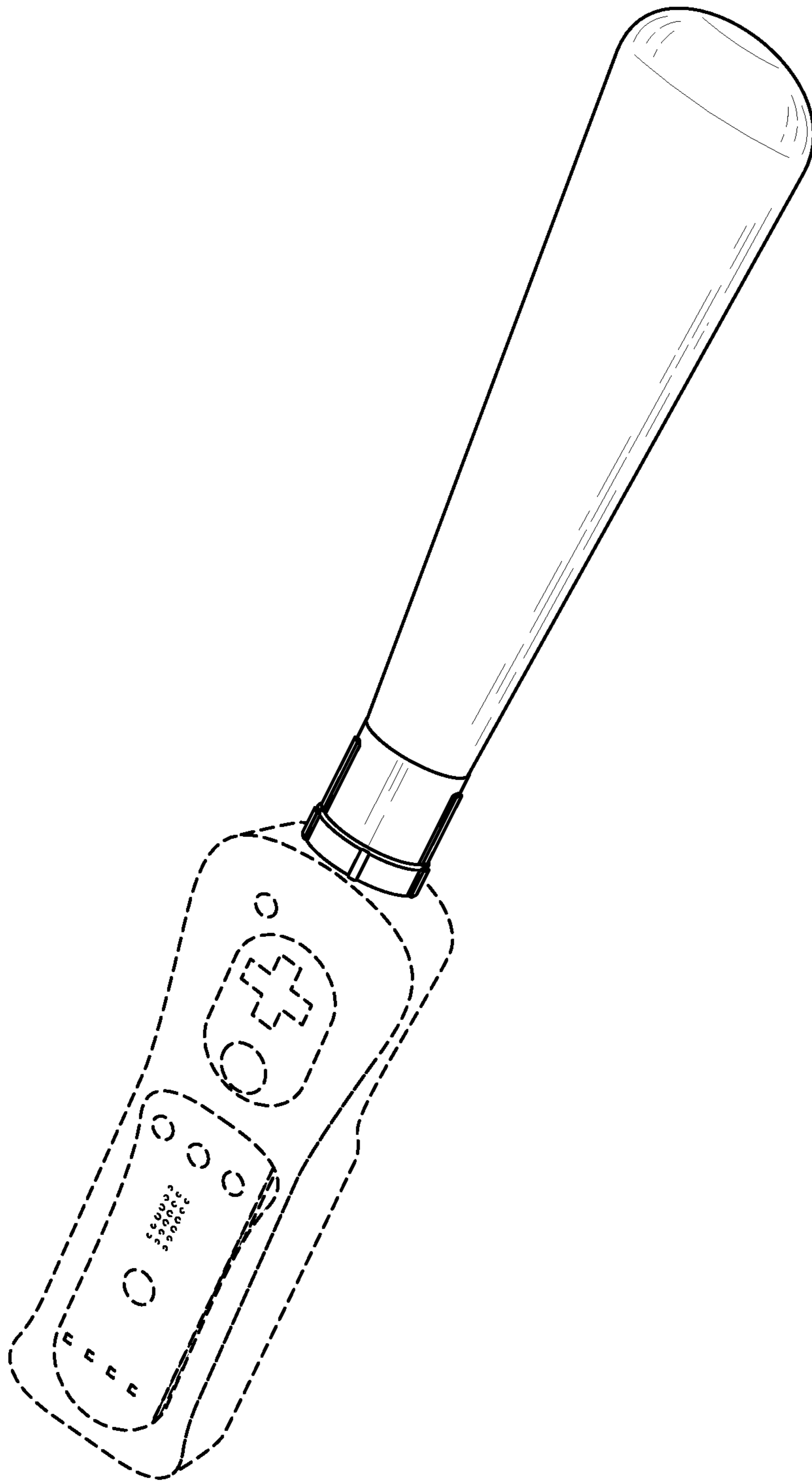


FIG. 8