



US00D686254S

(12) **United States Design Patent**
Wang et al.

(10) **Patent No.:** **US D686,254 S**
(45) **Date of Patent:** **** Jul. 16, 2013**

(54) **REFRIGERATOR**

(75) Inventors: **Dongning Wang**, Qingdao (CN);
Xiaofeng Li, Qingdao (CN); **Lei Zou**,
Qingdao (CN); **Falin Yang**, Qingdao
(CN); **Jianru Liu**, Qingdao (CN); **Jian**
Wang, Qingdao (CN)

(73) Assignee: **Haier America Refrigerators**
Company, Ltd., Camden, SC (US)

(**) Term: **14 Years**

(21) Appl. No.: **29/387,583**

(22) Filed: **Mar. 15, 2011**

Related U.S. Application Data

(63) Continuation of application No. 29/276,560, filed on
Jan. 29, 2007, now abandoned, which is a
continuation-in-part of application No. 29/247,538,
filed on Jun. 26, 2006, now Pat. No. Des. 540,833.

(30) **Foreign Application Priority Data**

Dec. 26, 2005 (CN) 2005 3 0169686

(51) **LOC (9) Cl.** **15-07**

(52) **U.S. Cl.**
USPC **D15/91**

(58) **Field of Classification Search**
USPC D15/79-81, 85-88, 91; 312/236,
312/352, 400-408; 62/3.1, 3.6, 3.63, 3.64,
62/45.1, 293, 331, 371, 440, 467, 529, 531
See application file for complete search history.

(56) **References Cited**

U.S. PATENT DOCUMENTS

3,070,852 A * 1/1963 Hilliker 49/366
D210,560 S * 3/1968 Kennedy D15/86
D299,145 S 12/1988 Kuwabara et al.

D415,504 S 10/1999 Han
D452,255 S * 12/2001 Chai et al. D15/85
D495,719 S * 9/2004 Kirchner et al. D15/86
D508,059 S * 8/2005 Seok et al. D15/86
D508,925 S * 8/2005 Seok et al. D15/86
D508,926 S * 8/2005 Seok et al. D15/86
7,008,032 B2 * 3/2006 Chekal et al. 312/405
7,032,407 B2 4/2006 Chastine
D522,540 S * 6/2006 Cho et al. D15/86
D522,541 S 6/2006 Kim et al.
D523,033 S 6/2006 Kim et al.
D525,993 S 8/2006 Kim et al.
D527,396 S 8/2006 Kim et al.

(Continued)

OTHER PUBLICATIONS

File history of U.S. Appl. No. 29/247,491, filed Jun. 22, 2006 and
issued as U.S. Patent No. D540,832 on Apr. 17, 2007.

(Continued)

Primary Examiner — Mitchell Siegel

(74) *Attorney, Agent, or Firm* — Nelson Mullins Riley &
Scarborough LLP

(57) **CLAIM**

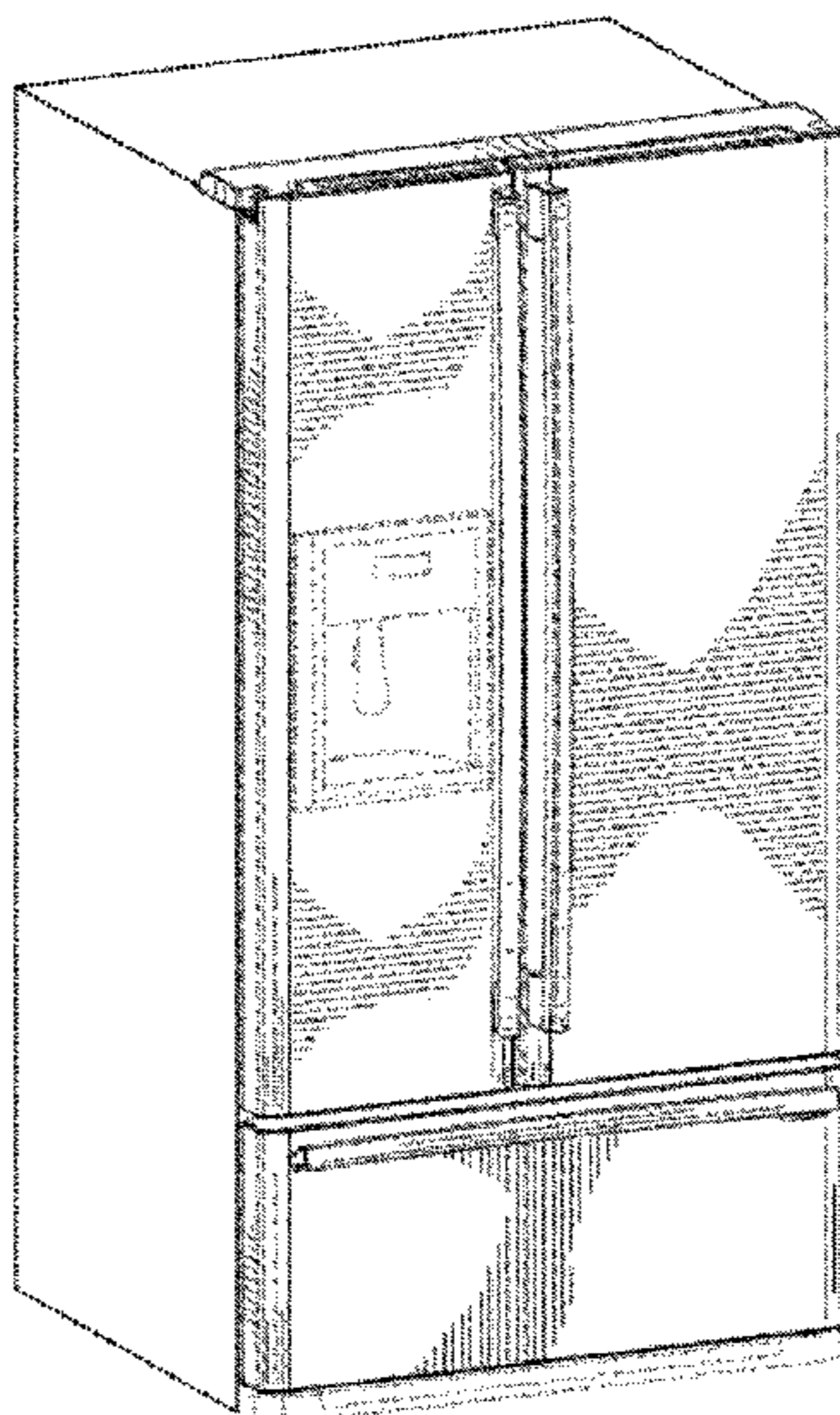
The ornamental design for a refrigerator, as shown and
described.

DESCRIPTION

FIG. 1 is a front isometric view of a new, original, and orna-
mental design of a refrigerator;
FIG. 2 is a front elevation view thereof;
FIG. 3 is a rear elevation view thereof;
FIG. 4 is a left side elevation view thereof;
FIG. 5 is a right side elevation view thereof;
FIG. 6 is a top plan view thereof; and,
FIG. 7 is a bottom plan view thereof.

The broken lines shown in the drawing disclosure are for
illustrative purposes only and form no part of the claimed
design.

1 Claim, 6 Drawing Sheets



US D686,254 S

Page 2

U.S. PATENT DOCUMENTS

D527,398 S 8/2006 Kim et al.
D540,832 S 4/2007 Wang et al.
D540,833 S * 4/2007 Wang et al. D15/86
D553,167 S * 10/2007 Busalt et al. D15/91
D556,223 S * 11/2007 Wang et al. D15/86
D557,292 S * 12/2007 Lee et al. D15/86
D567,262 S * 4/2008 Crookshanks D15/91
D570,884 S * 6/2008 Yang et al. D15/86
D577,373 S * 9/2008 Crookshanks D15/91
D594,886 S 6/2009 Wang et al.
D630,232 S * 1/2011 Seo et al. D15/85
D632,314 S * 2/2011 Kristiansen et al. D15/86
D639,316 S * 6/2011 Roberson et al. D15/86
D639,317 S * 6/2011 Yang et al. D15/86
D639,828 S * 6/2011 Yang et al. D15/86
D642,600 S * 8/2011 Kristiansen et al. D15/86
D665,827 S 8/2012 Wuesthoff et al.
2004/0261444 A1 * 12/2004 Chastine 62/441
2005/0126207 A1 6/2005 Lee et al.

2005/0127804 A1 6/2005 Kim et al.
2006/0013677 A1 * 1/2006 Oh et al. 414/288
2006/0042299 A1 * 3/2006 Oh et al. 62/348
2006/0042304 A1 * 3/2006 Oh et al. 62/407
2006/0049731 A1 * 3/2006 Choi et al. 312/330.1

OTHER PUBLICATIONS

File history of U.S. Appl. No. 29/276,560, filed Jan. 1, 2007, now abandoned.

File history of U.S. Appl. No. 29/276,786, filed Feb. 6, 2007, now abandoned.

File history of U.S. Appl. No. 29/294,872, filed Jan. 24, 2008 and issued as U.S. Patent D594,886 on Jun. 23, 2009.

General Electric; <http://www.geconsumerproducts.com>; Refrigerators, GE Profile french-door double-drawer bottom-freezer refrigerator (downloaded Jul. 6, 2007).

* cited by examiner

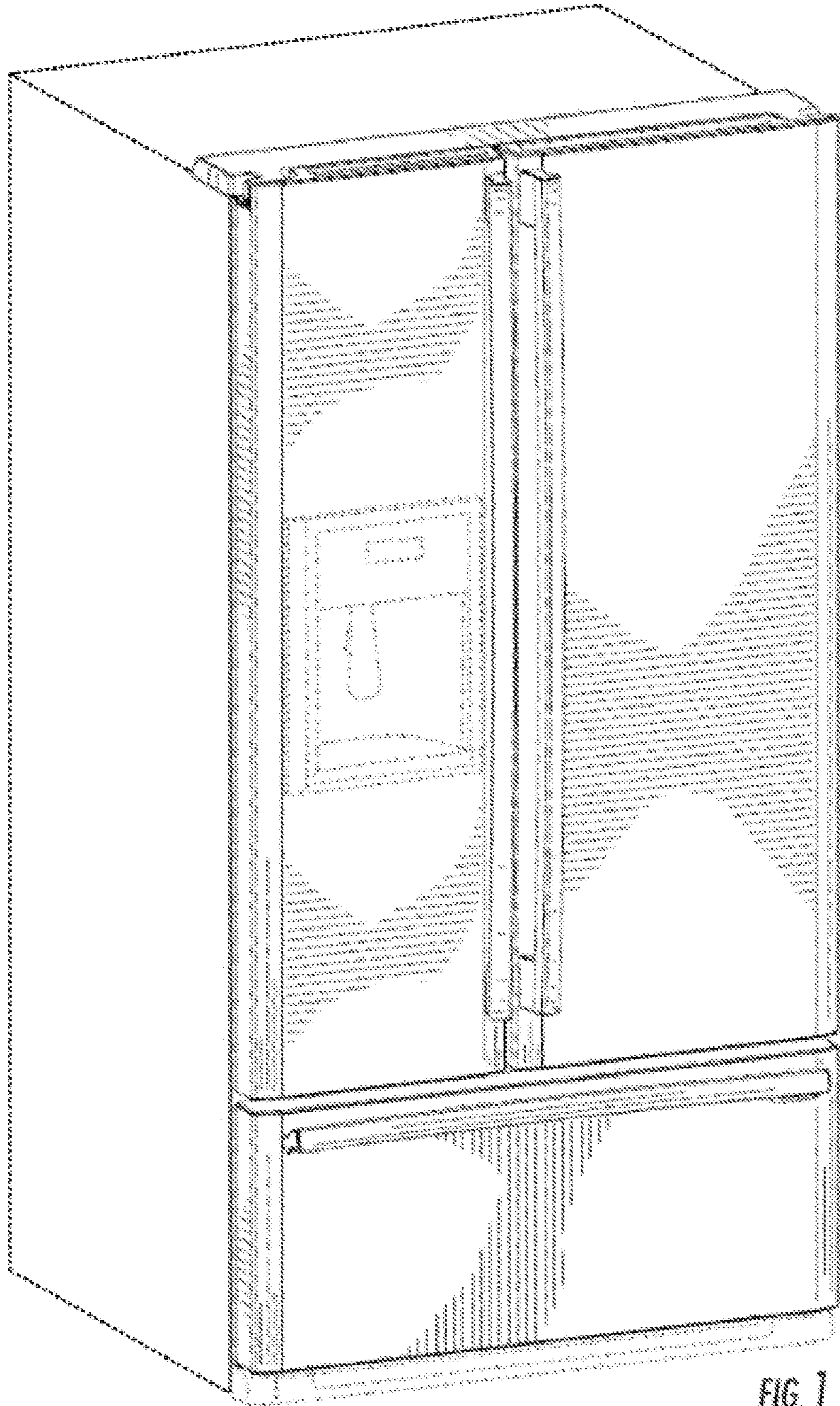


FIG. 1

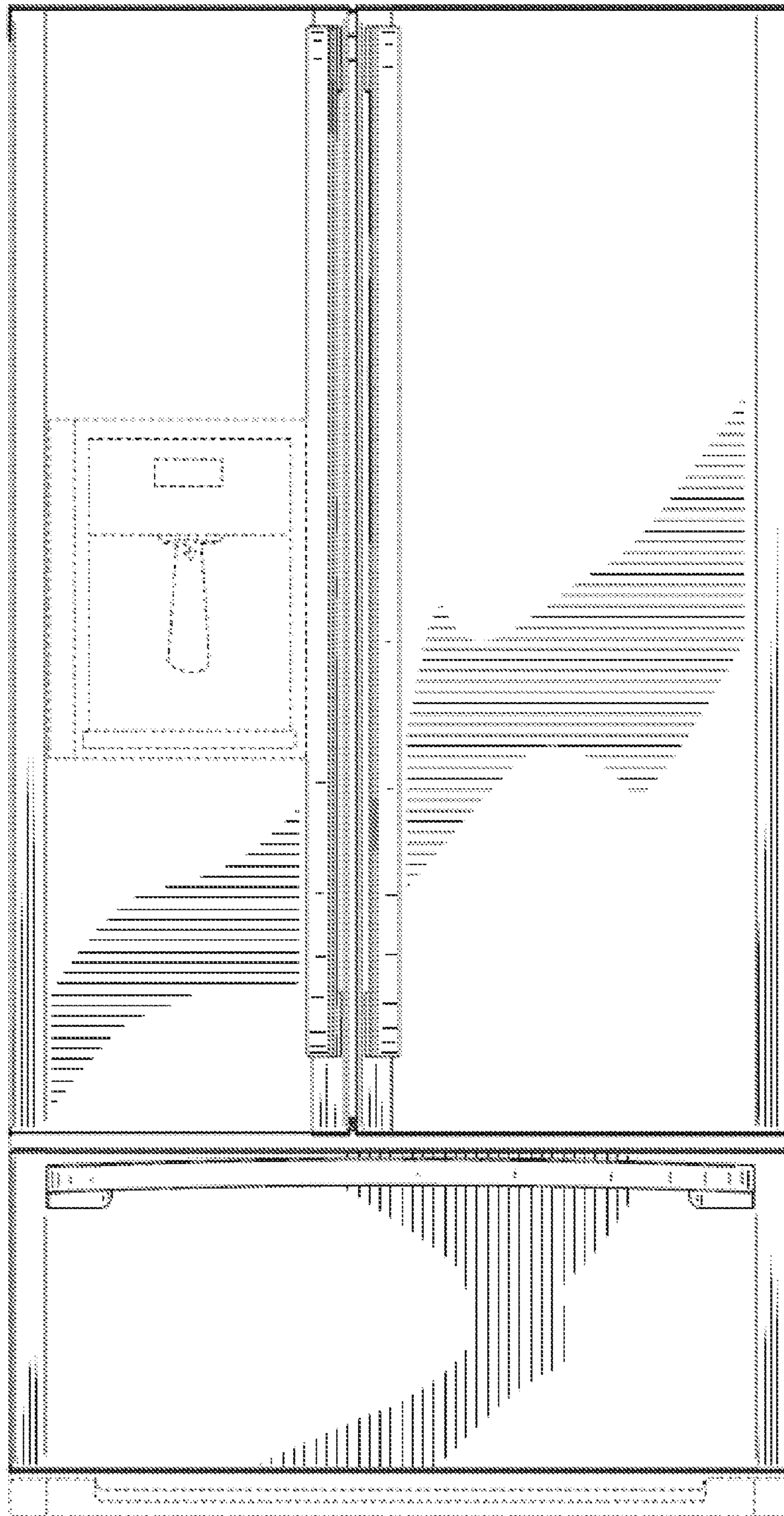


FIG. 2




FIG. 3

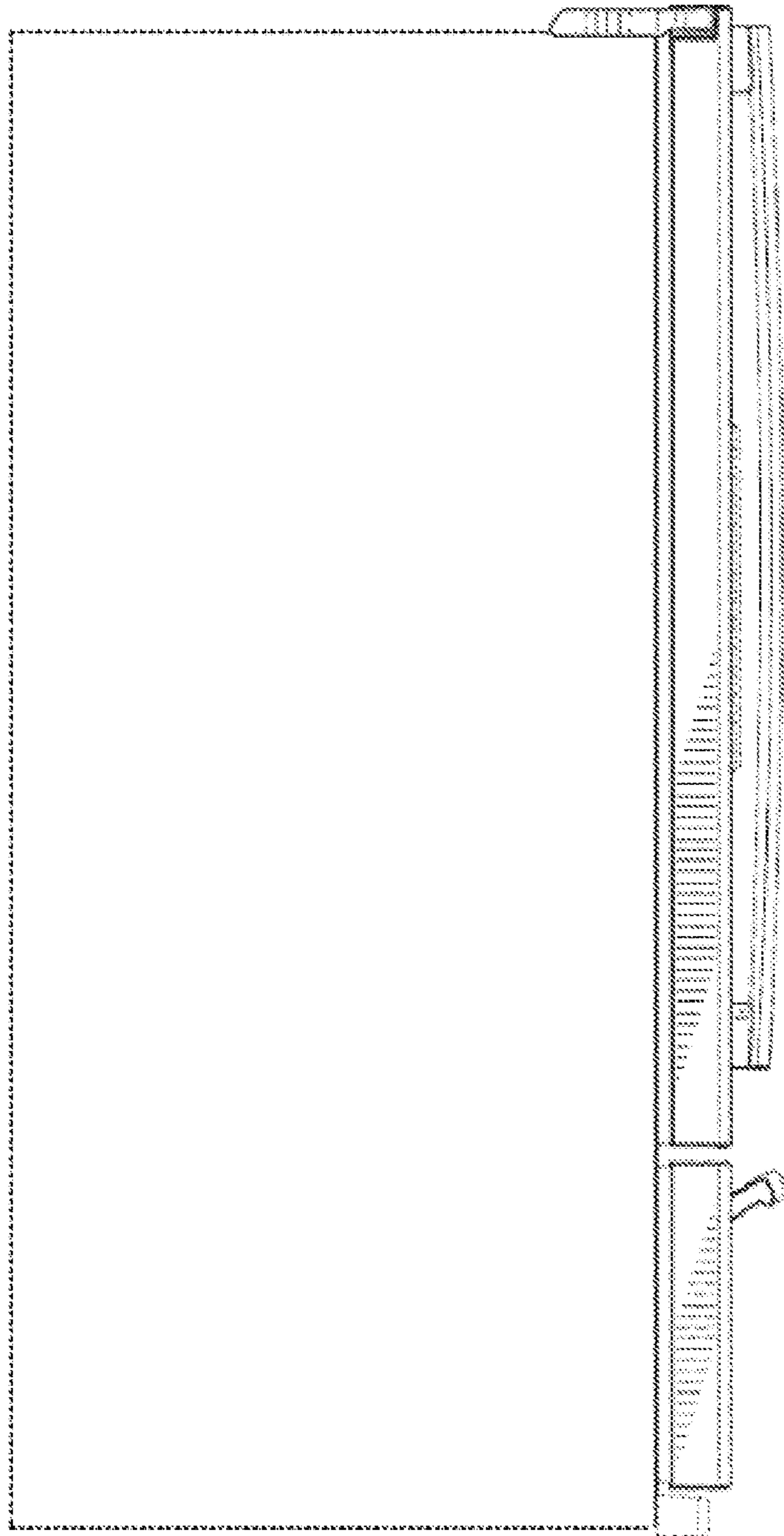


FIG. 4

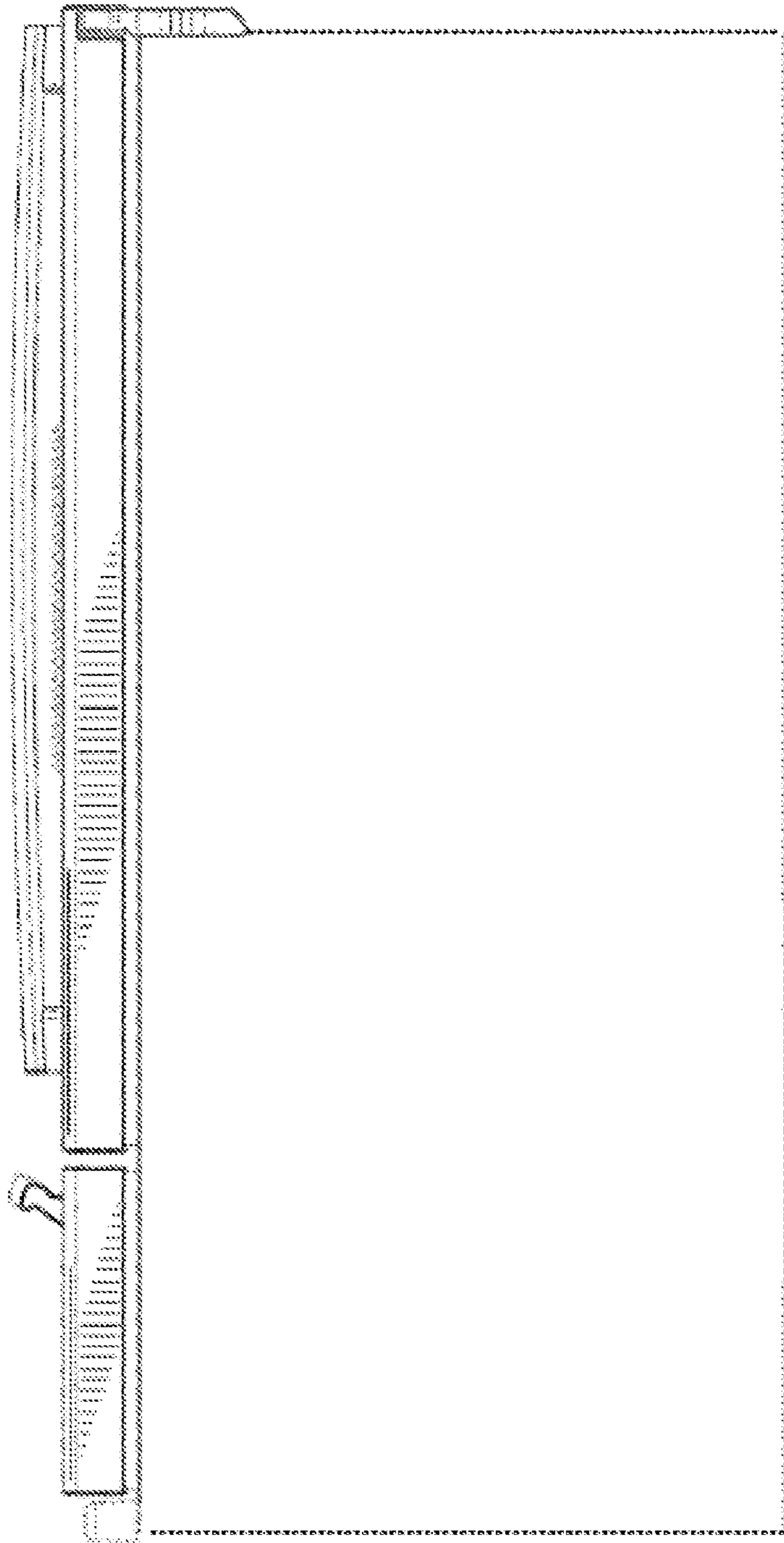


FIG. 5




FIG. 6

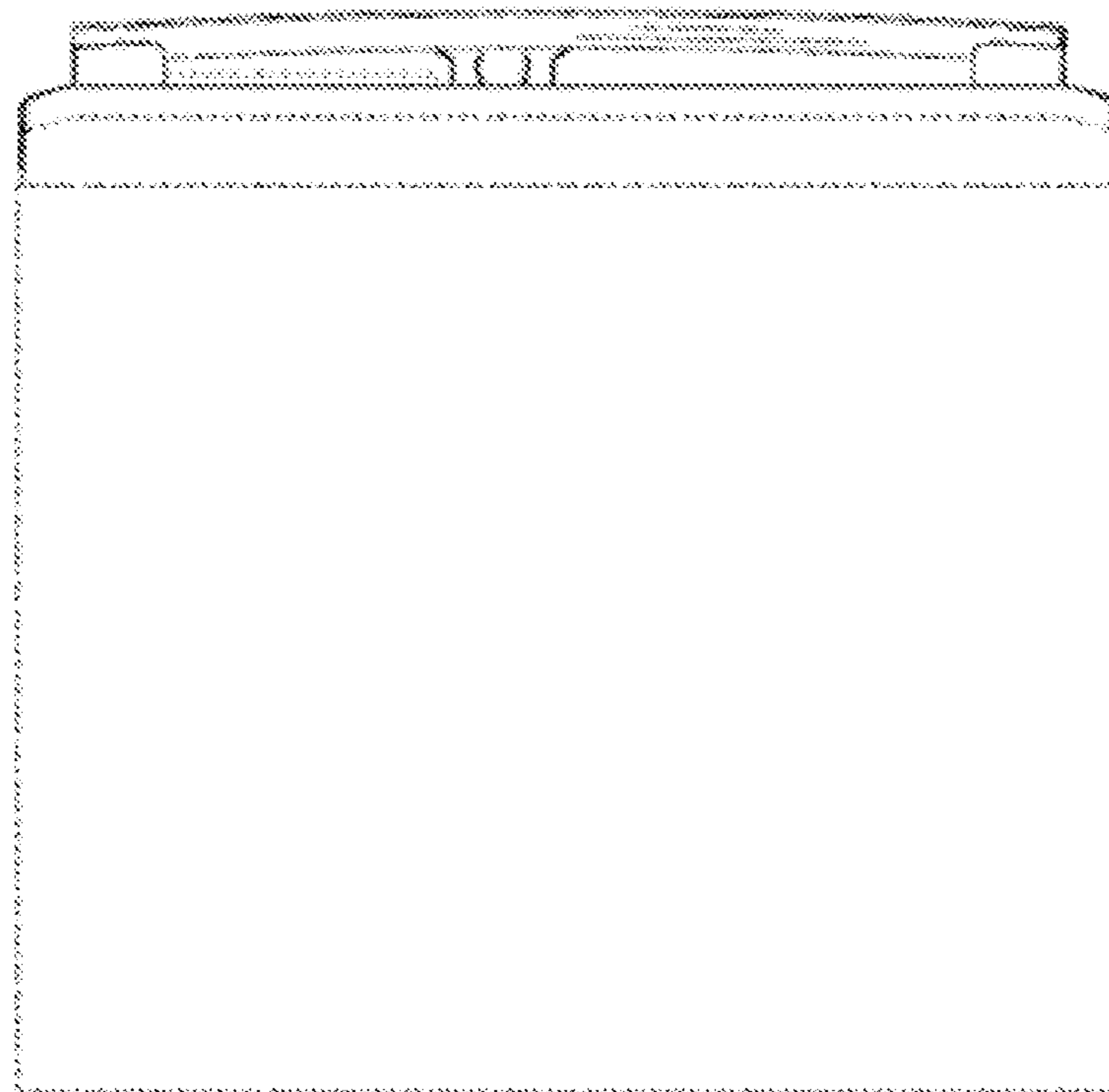


FIG. 7