



US00D686204S

(12) **United States Design Patent**
Hsu

(10) **Patent No.:** **US D686,204 S**
(45) **Date of Patent:** **** Jul. 16, 2013**

(54) **NOTEBOOK COMPUTER**

(75) Inventor: **Chung-Hao Hsu**, New Taipei (TW)

(73) Assignee: **Acer Incorporated**, New Taipei (TW)

(**) Term: **14 Years**

(21) Appl. No.: **29/424,900**

(22) Filed: **Jun. 17, 2012**

(51) **LOC (9) Cl.** **14-02**

(52) **U.S. Cl.**
USPC **D14/315**

(58) **Field of Classification Search**
USPC D14/315–327, 455; D18/1, 2, 7,
D18/11; 235/145 A, 145 R; 341/22, 23;
345/104, 156, 168, 169, 173; 361/679.08,
361/679.09, 679.11, 679.26, 679.27
See application file for complete search history.

(56) **References Cited**

U.S. PATENT DOCUMENTS

D516,079 S * 2/2006 Solomon et al. D14/455
D607,460 S * 1/2010 Morishita et al. D14/455

* cited by examiner

Primary Examiner — Freda S Nunn

(74) *Attorney, Agent, or Firm* — Jianq Chyun IP Office


(57) **CLAIM**

The ornamental design for a notebook computer, as shown and described.

DESCRIPTION

FIG. 1 is a perspective view of a notebook computer showing my new design;
FIG. 2 is a front view thereof;
FIG. 3 is a rear view thereof;
FIG. 4 is a left side view thereof;
FIG. 5 is a right side view thereof;
FIG. 6 is a top view thereof;
FIG. 7 is a bottom view thereof; and,
FIG. 8 is an enlarged view of an indicated portion of FIG. 1.
The broken line portions of the notebook computer in all views represent unclaimed portions of the claimed design and form no part thereof.

1 Claim, 6 Drawing Sheets



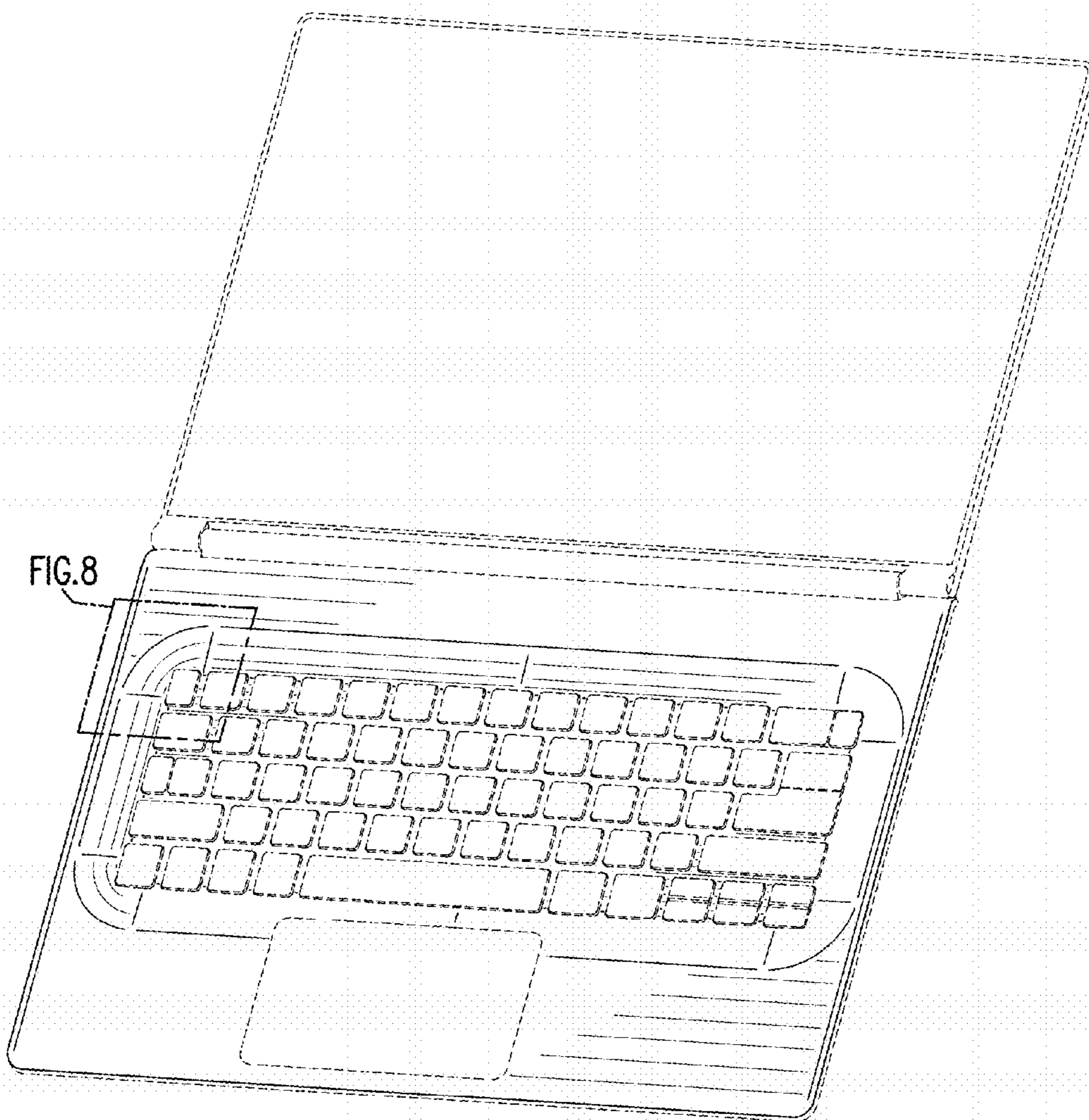


FIG. 8

FIG. 1




FIG. 2




FIG. 3




FIG. 4



FIG. 5




FIG. 6




FIG. 7

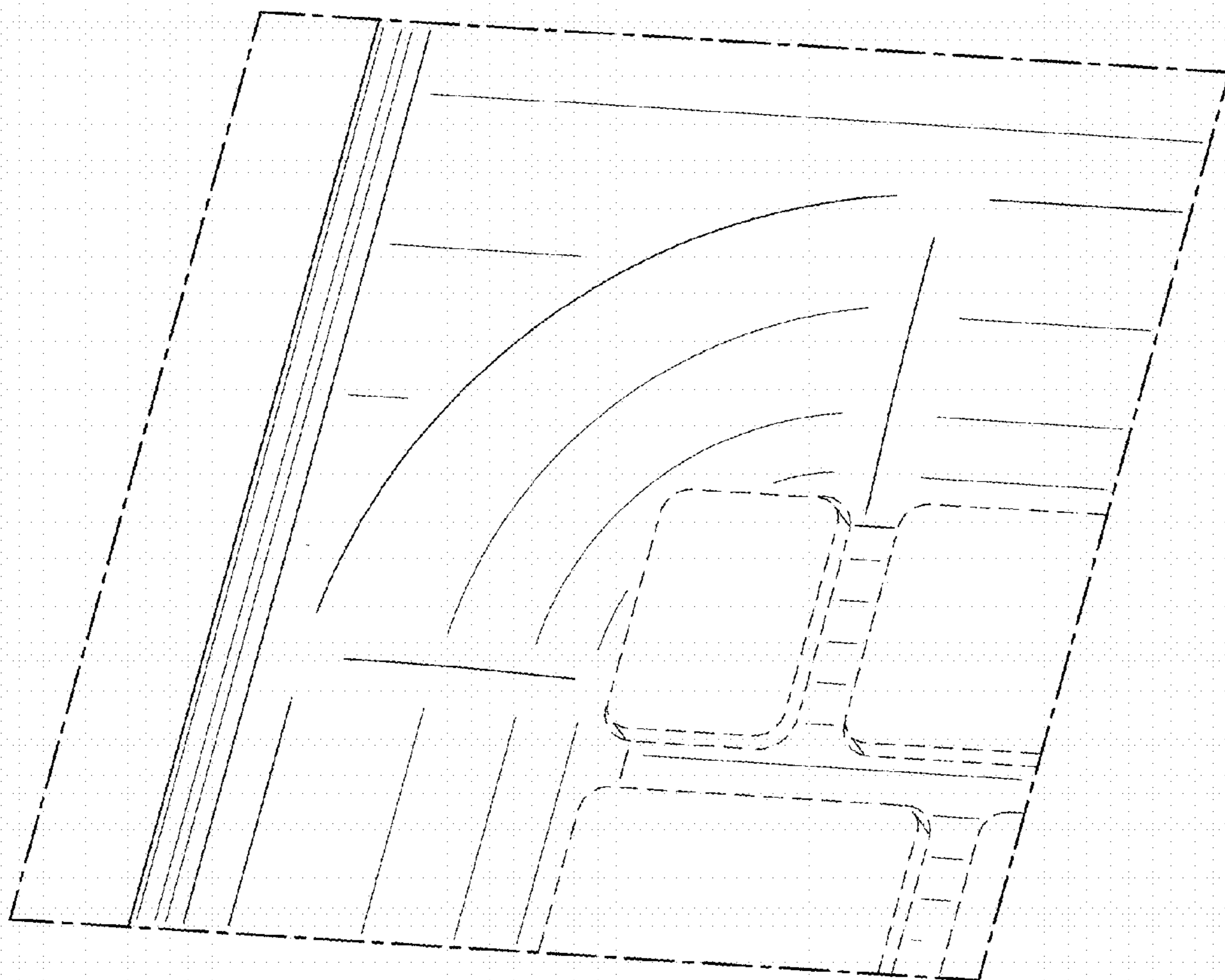


FIG. 8