



US00D686182S

(12) **United States Design Patent**
Ashiwa et al.

(10) **Patent No.:** **US D686,182 S**
(45) **Date of Patent:** **** Jul. 16, 2013**

(54) **AUDIO EQUIPMENT FOR AUDIO
TELECONFERENCES**

381/332, 333, 345, 361–363, 386–387, 336;
D13/108

See application file for complete search history.

(75) Inventors: **Naoki Ashiwa**, Takasaki (JP); **Amane Takahashi**, Maebashi (JP); **Kazunori Kobayashi**, Kodaira (JP); **Takeshi Konno**, Akishima (JP); **Masao Minokawa**, Setagaya-ku (JP); **Yumi Yoshie**, Yokohama (JP); **Sonomi Kobune**, Fujisawa (JP); **Yoshiaki Kozaki**, Musashino (JP); **Minato Kanazawa**, Nishitokyo (JP); **Yuta Kawaguchi**, Funabashi (JP); **Atsushi Ishibashi**, Tokorozawa (JP); **Yoshihiro Iwama**, Kokubunji (JP)

(56) **References Cited**

U.S. PATENT DOCUMENTS

D483,739	S	*	12/2003	Olson et al.	D14/214
D526,643	S	*	8/2006	Ishizaki	D14/214
D542,272	S	*	5/2007	Shiono	D14/214
D545,300	S	*	6/2007	Hong et al.	D14/214
D584,287	S	*	1/2009	Pauschitz et al.	D14/214
D612,868	S	*	3/2010	Morabito	D14/496
D663,723	S	*	7/2012	Ashiwa et al.	D14/227

FOREIGN PATENT DOCUMENTS

JP	574899	S	2/1982
JP	574901	S	2/1982
JP	671009	S	10/1985
JP	739826	S	4/1988
JP	805266	S	10/1990

(Continued)

Primary Examiner — Sheryl Lane

(74) *Attorney, Agent, or Firm* — Westerman, Hattori, Daniels & Adrian, LLP

(57) **CLAIM**

The ornamental design for an audio equipment for audio teleconferences, as shown and described.

DESCRIPTION

FIG. 1 is a right front perspective view of an audio equipment for audio teleconferences showing our new design;

FIG. 2 is a front elevational view thereof;

FIG. 3 is a rear elevational view thereof;

FIG. 4 is a left side elevational view thereof;

FIG. 5 is a right side elevational view thereof;

FIG. 6 is a top plan view thereof; and,

FIG. 7 is a bottom plan view thereof.

The broken lines represent portions of the article and form no part of the claimed design.

1 Claim, 7 Drawing Sheets

(73) Assignees: **Nakayo Telecommunications, Inc.**, Maebashi-shi, Gunma (JP); **NTT Advanced Technology Corporation**, Tokyo (JP)

(**) Term: **14 Years**

(21) Appl. No.: **29/408,775**

(22) Filed: **Dec. 16, 2011**

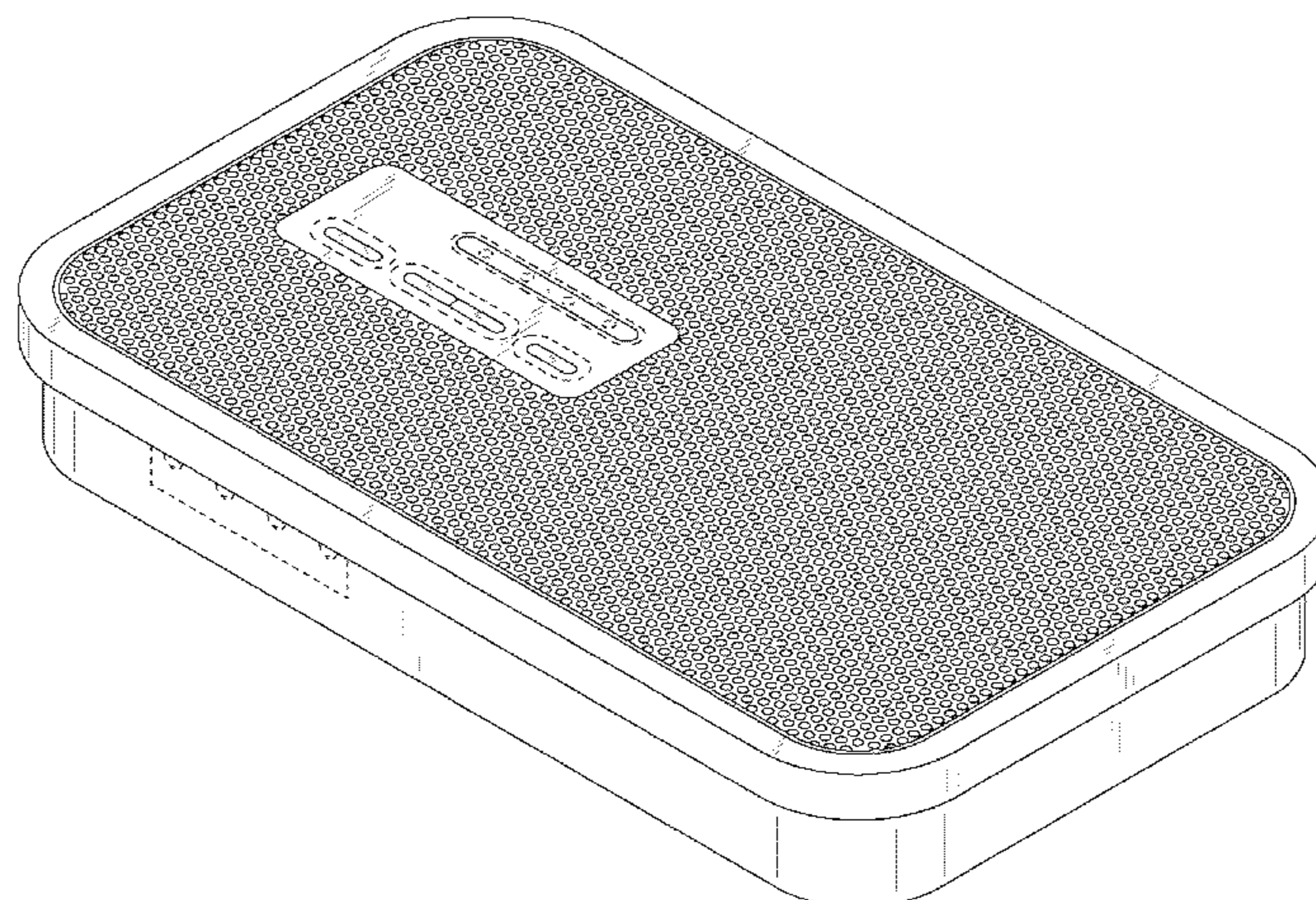
(30) **Foreign Application Priority Data**

Sep. 26, 2011 (JP) 2011-021839

(51) **LOC (9) Cl.** **14-05**

(52) **U.S. Cl.**
USPC **D14/149**

(58) **Field of Classification Search**
USPC D14/149, 496, 37, 140, 141.1, 154, D14/158, 159, 160, 167, 185, 204, 211, 214–216, 171, 225, 242–243, 434, 150, 217, D14/125, 130–132; 455/550.1; 379/449, 379/419, 440, 420.01–420.04, 202.01, 203.01, 379/204.01, 205.01, 206.01; D16/202; 381/300,



US D686,182 S

Page 2

FOREIGN PATENT DOCUMENTS					
JP	815289 S	4/1991	JP	1028945 S	10/1998
JP	873025 S	4/1993	JP	1182564 S	8/2003
JP	1014320 S	4/1998	JP	1183120 S	8/2005
			* cited by examiner		

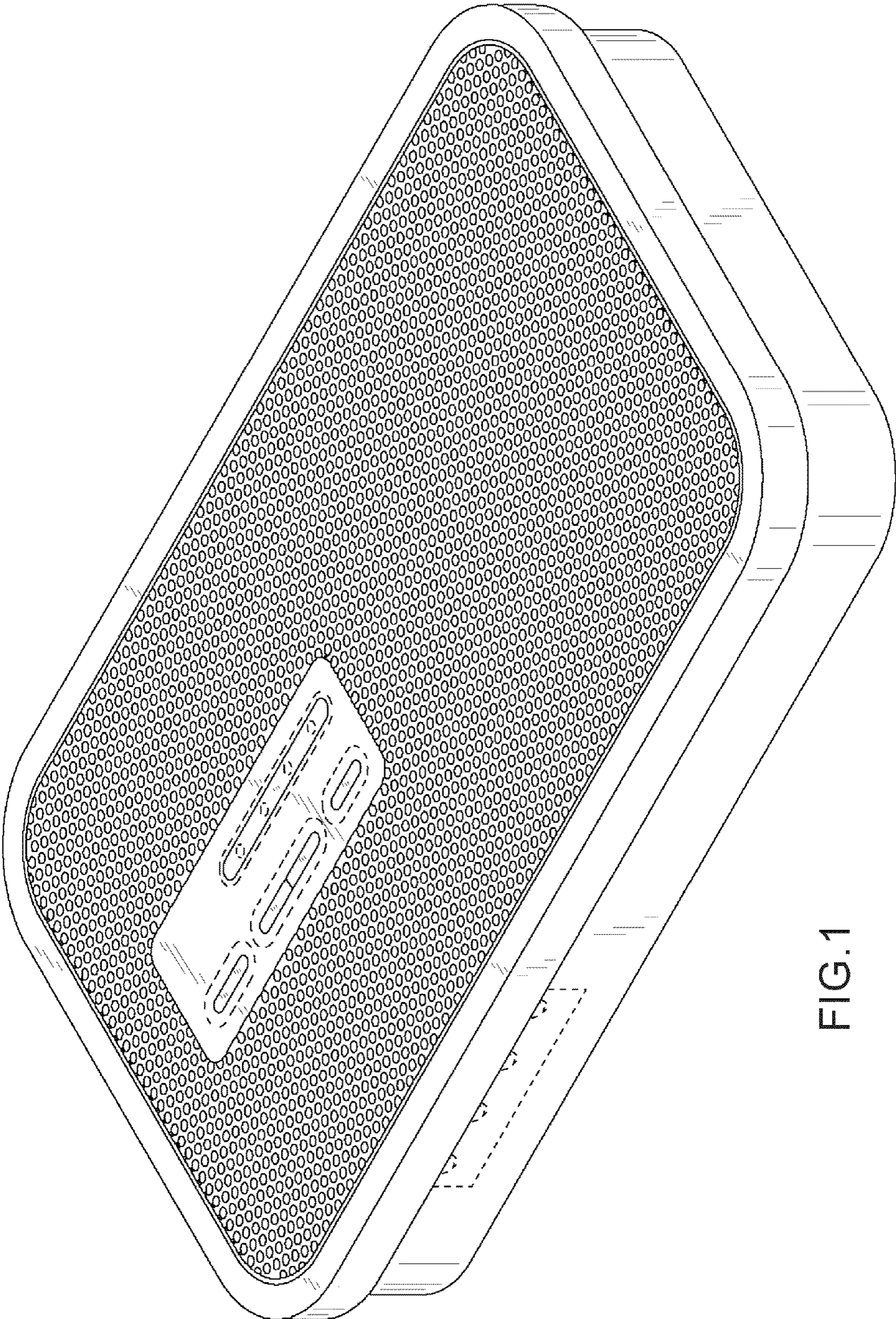


FIG.1




FIG.2

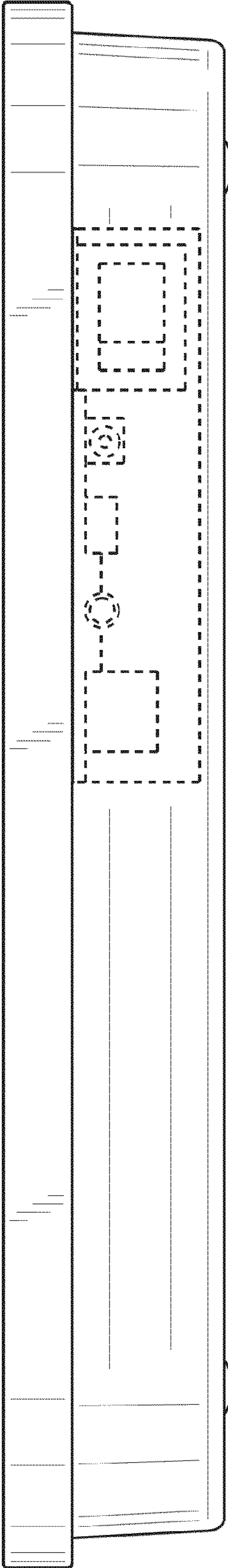


FIG.3




FIG.4




FIG. 5

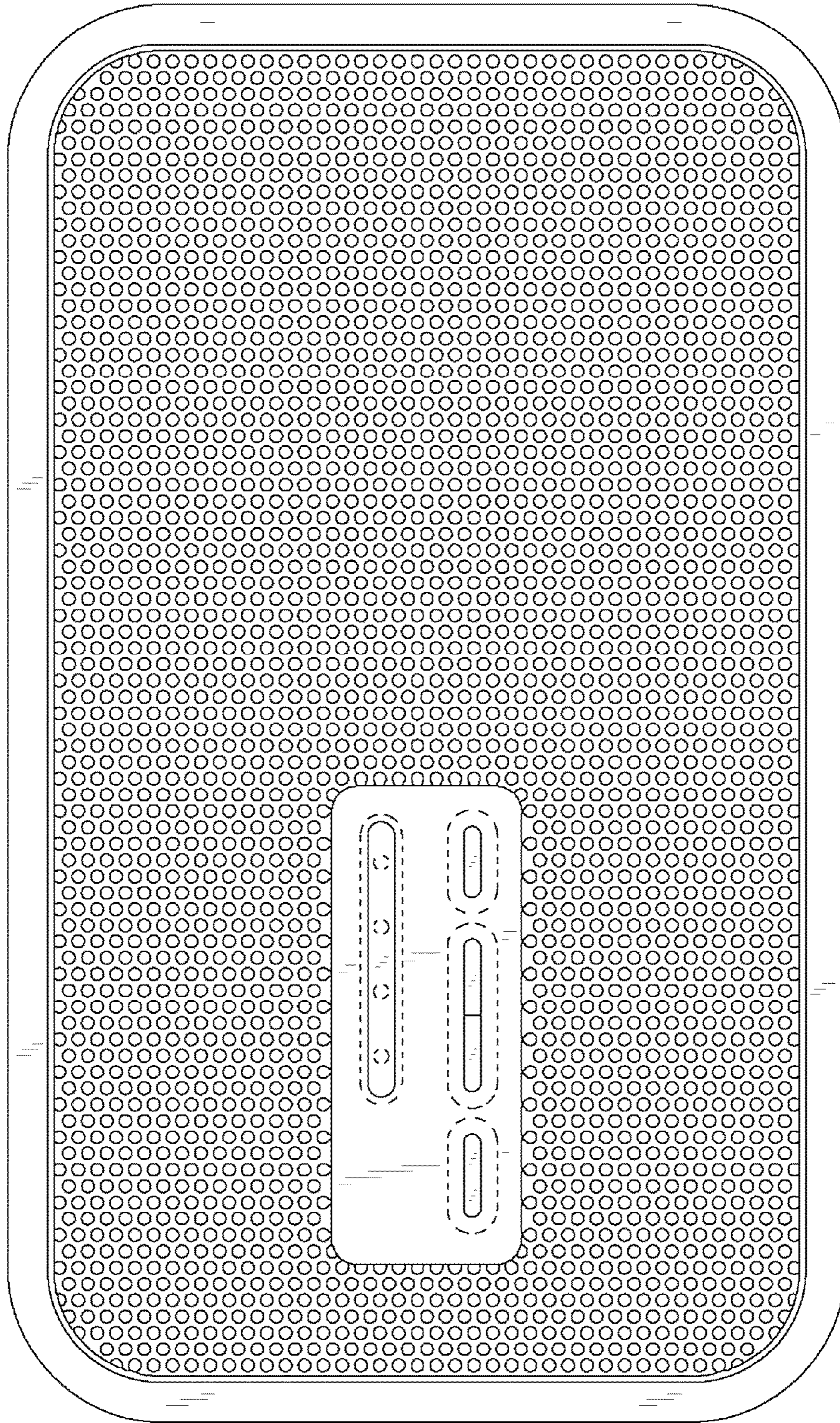


FIG. 6




FIG.7