



US00D686146S

(12) **United States Design Patent**
Ishikawa

(10) **Patent No.:** **US D686,146 S**
(45) **Date of Patent:** **** Jul. 16, 2013**

(54) **SOLAR CELL**

(71) Applicant: **Fuji Electric Co., Ltd.**, Kanagawa (JP)

(72) Inventor: **Takamasa Ishikawa**, Kanagawa (JP)

(73) Assignee: **Fuji Electric Co., Ltd.**, Kanagawa (JP)

(**) Term: **14 Years**

(21) Appl. No.: **29/436,855**

(22) Filed: **Nov. 9, 2012**

(30) **Foreign Application Priority Data**

May 9, 2012 (JP) 2012-010757

(51) **LOC (9) Cl.** **13-02**

(52) **U.S. Cl.**
USPC **D13/102**

(58) **Field of Classification Search**
USPC D13/102, 101, 107, 118, 199; 126/561,
126/566, 569; 136/243-247, 251, 252, 254,
136/256; D10/71

See application file for complete search history.

(56) **References Cited**

U.S. PATENT DOCUMENTS

D303,244	S	*	9/1989	Hanak	D13/102
5,421,908	A	*	6/1995	Yoshida et al.	136/244
5,733,381	A	*	3/1998	Ota et al.	136/244
D442,139	S	*	5/2001	Sasaoka	D13/102
D469,057	S	*	1/2003	Shugar	D13/102
D588,534	S	*	3/2009	Sharma et al.	D13/102
D601,087	S	*	9/2009	Feng et al.	D13/102

D601,491	S	*	10/2009	Burt	D13/102
D612,273	S	*	3/2010	Eras et al.	D10/71
D614,515	S	*	4/2010	Templin et al.	D10/71
7,732,232	B2	*	6/2010	Sheats et al.	438/24

* cited by examiner

Primary Examiner — Derrick Holland

(74) *Attorney, Agent, or Firm* — Young & Thompson

(57) **CLAIM**

The ornamental design for a solar cell, as shown and described.

DESCRIPTION

FIG. 1 is a perspective view of front, top and right side of a solar cell showing my new design;
 FIG. 2 is a front view thereof;
 FIG. 3 is a rear view thereof;
 FIG. 4 is a left side view, a right side view being a mirror image thereof;
 FIG. 5 is a top view, a bottom view being a mirror image thereof;
 FIG. 6 is an enlarged left side view thereof, taken along line 6-6 of FIG. 4;
 FIG. 7 is an enlarged top view thereof, taken along line 7-7 of FIG. 5; and,
 FIG. 8 is a front view thereof, shown in environmental use.
 The broken lines show unclaimed subject matter and form no part of the claimed design.

1 Claim, 5 Drawing Sheets

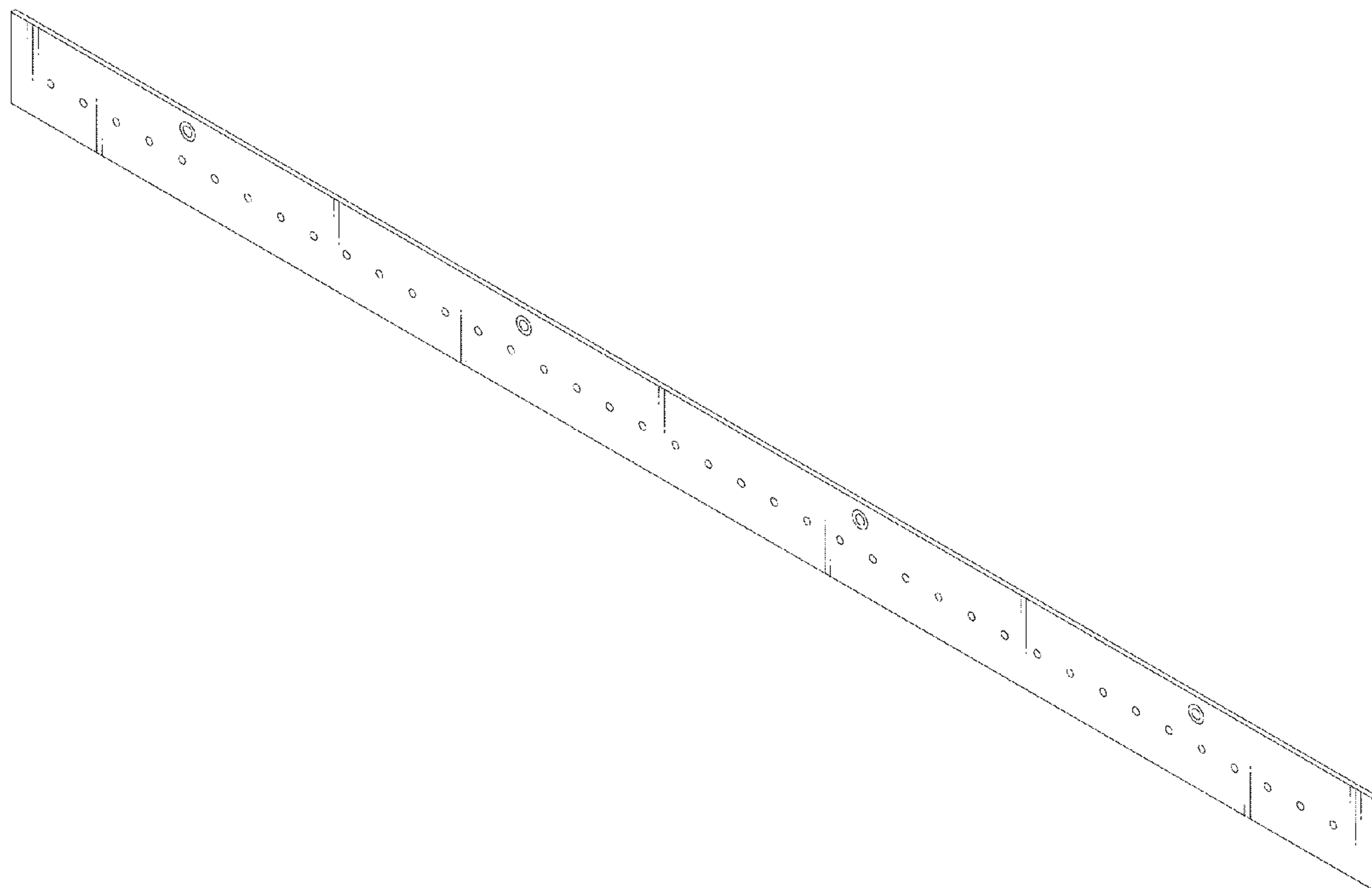


Fig. 1




Fig. 2

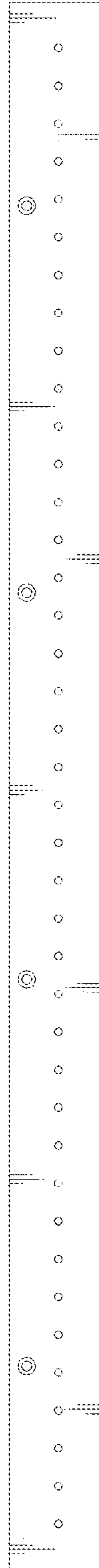


Fig. 3

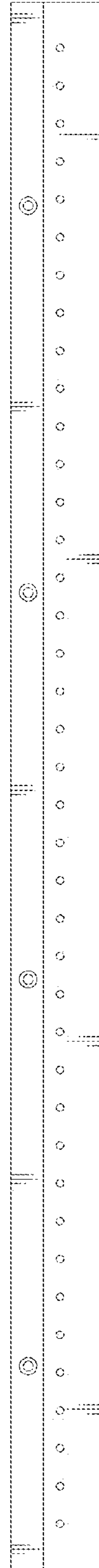


Fig. 4

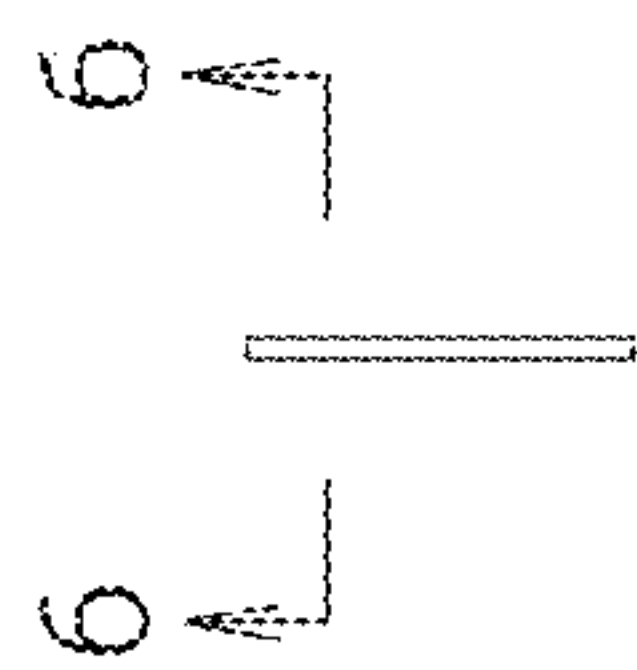


Fig. 5

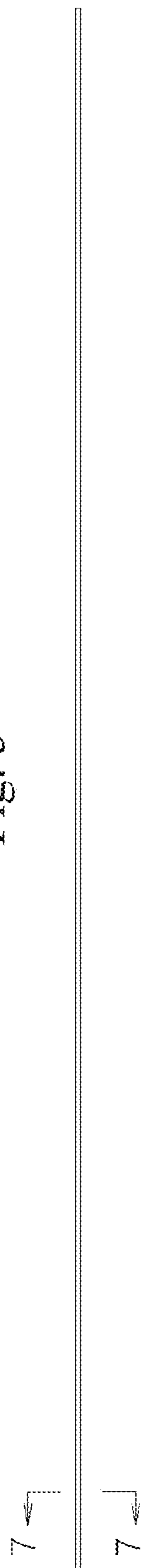


Fig. 7




Fig. 6




Fig. 8

