



US00D686145S

(12) **United States Design Patent**  
**Godin et al.**

(10) **Patent No.:** **US D686,145 S**  
(45) **Date of Patent:** **\*\* Jul. 16, 2013**

(54) **PORTION OF A PNEUMATIC TIRE**

(75) Inventors: **Pierre Godin**, Charbonnieres les Vieilles (FR); **Didier Michel Martin**, Chanat la Mouteyre (FR)

(73) Assignees: **Compagnie Generale des Etablissements Michelin**, Clermont-Ferrand (FR); **Michelin Recherche et Technique S.A.**, Granges-Paccot (CH)

(\*\*) Term: **14 Years**

(21) Appl. No.: **29/407,151**

(22) Filed: **Nov. 23, 2011**

(30) **Foreign Application Priority Data**

May 23, 2011 (FR) ..... 11/2614

(51) **LOC (9) Cl.** ..... **12-15**

(52) **U.S. Cl.**  
USPC ..... **D12/600**

(58) **Field of Classification Search**  
USPC ..... D12/568-603; 152/209.1-209.28  
See application file for complete search history.

(56) **References Cited**

**U.S. PATENT DOCUMENTS**

D609,165 S \* 2/2010 Fujioka ..... D12/579  
D609,172 S \* 2/2010 Buchinger-Barnstorf ... D12/592

D637,150 S \* 5/2011 Koshio ..... D12/600  
D638,351 S \* 5/2011 Fujioka ..... D12/579  
D645,395 S \* 9/2011 Martin ..... D12/587  
D645,396 S \* 9/2011 Jacobs et al. .... D12/600  
D647,468 S \* 10/2011 Weaver et al. .... D12/588  
D675,981 S \* 2/2013 Kuwahara ..... D12/600  
2012/0216931 A1 \* 8/2012 Shiono ..... 152/209.18

\* cited by examiner

*Primary Examiner* — George D Kirschbaum

(74) *Attorney, Agent, or Firm* — Buchanan Ingersoll & Rooney PC

(57) **CLAIM**

The ornamental design for a portion of a pneumatic tire, as shown and described.

**DESCRIPTION**

FIG. 1 is a front perspective view of a portion of a pneumatic tire showing our new design.

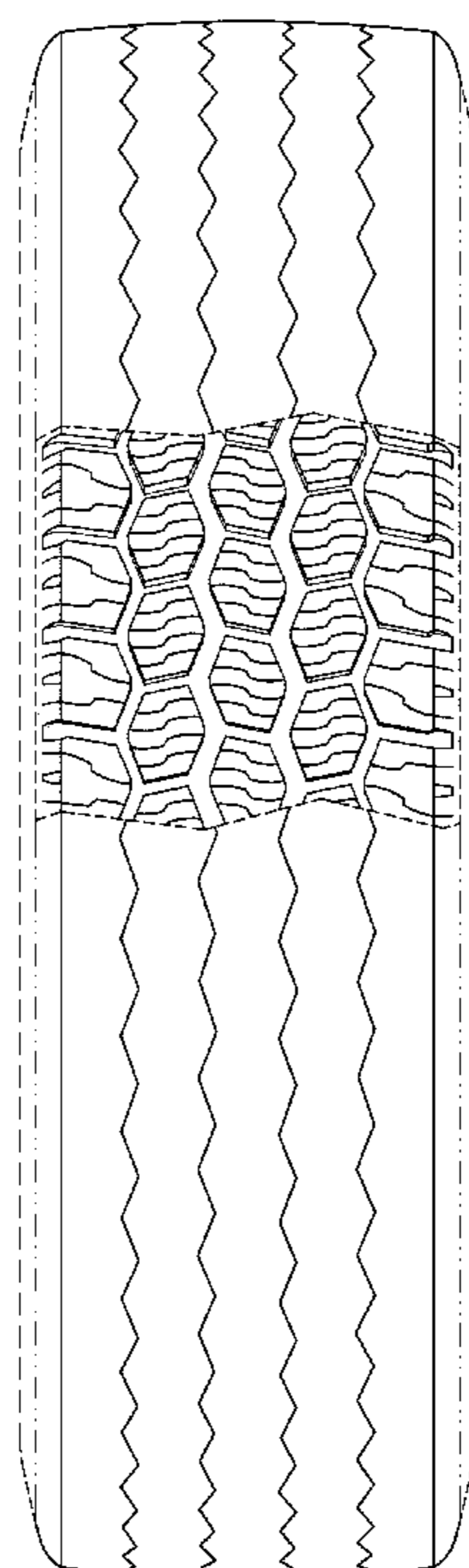
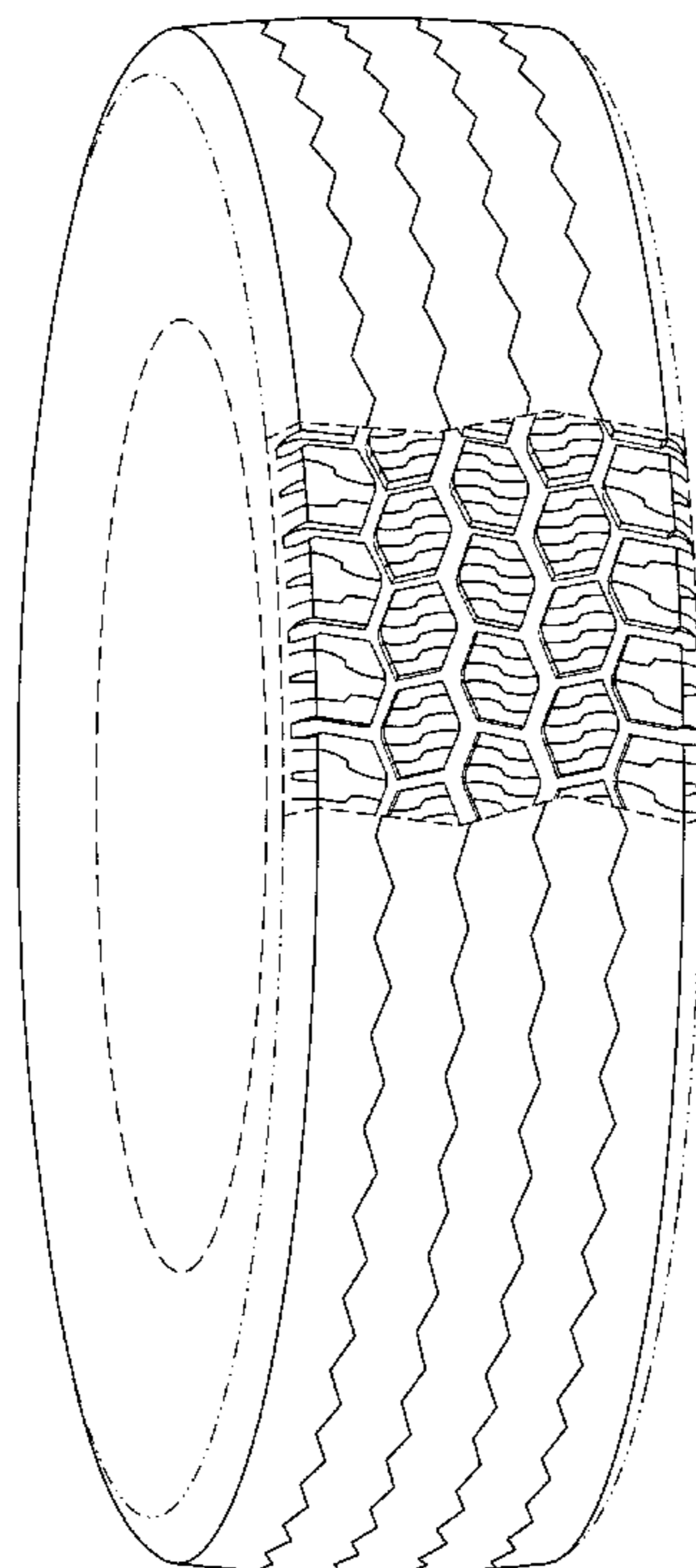
FIG. 2 is a front elevational view thereof; and,

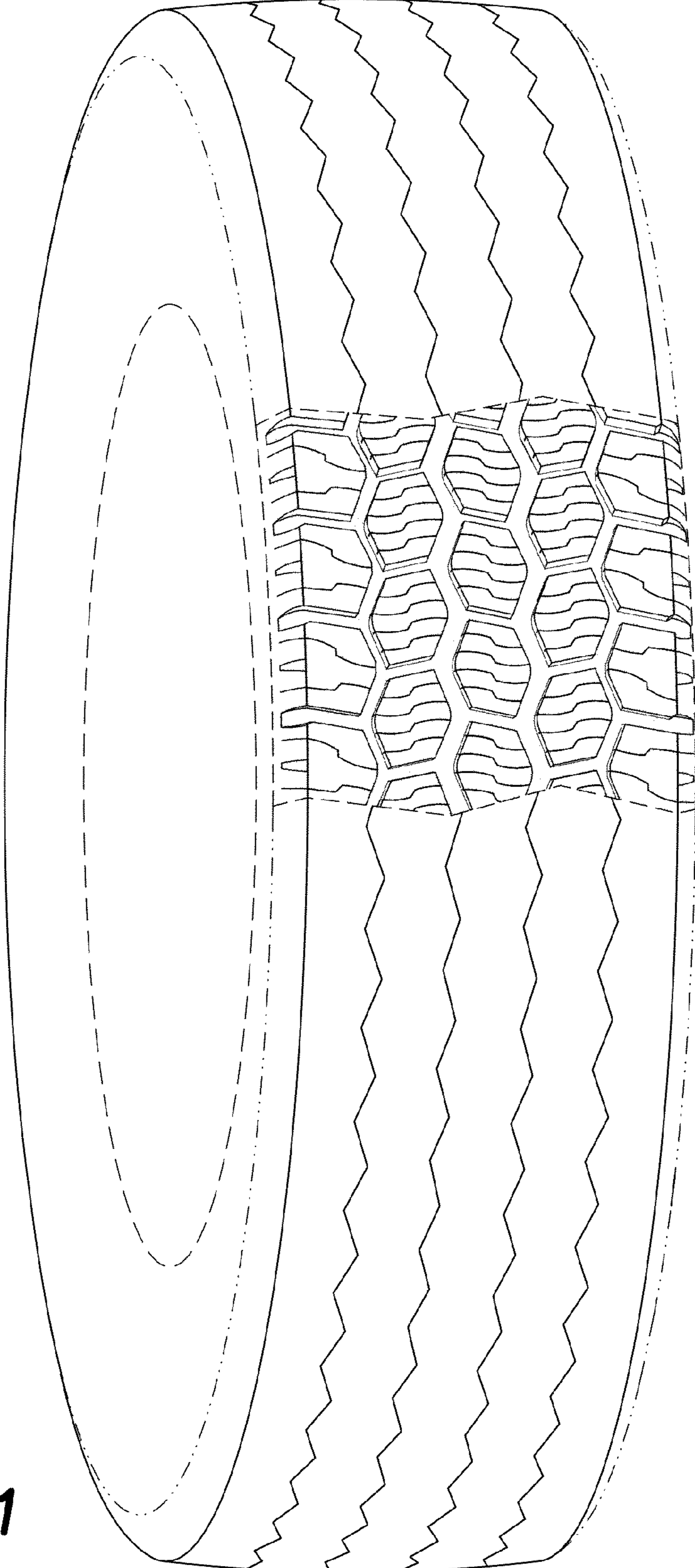
FIG. 3 is a side elevational view thereof, the other side being a mirror image.

In the drawings, the broken lines defining the sidewall, inner bead and the unclaimed sidewall depict environmental subject matter that forms no part of the claimed design. The dash-dot lines represent the peripheral boundary between the claimed tire tread and unclaimed sidewall.

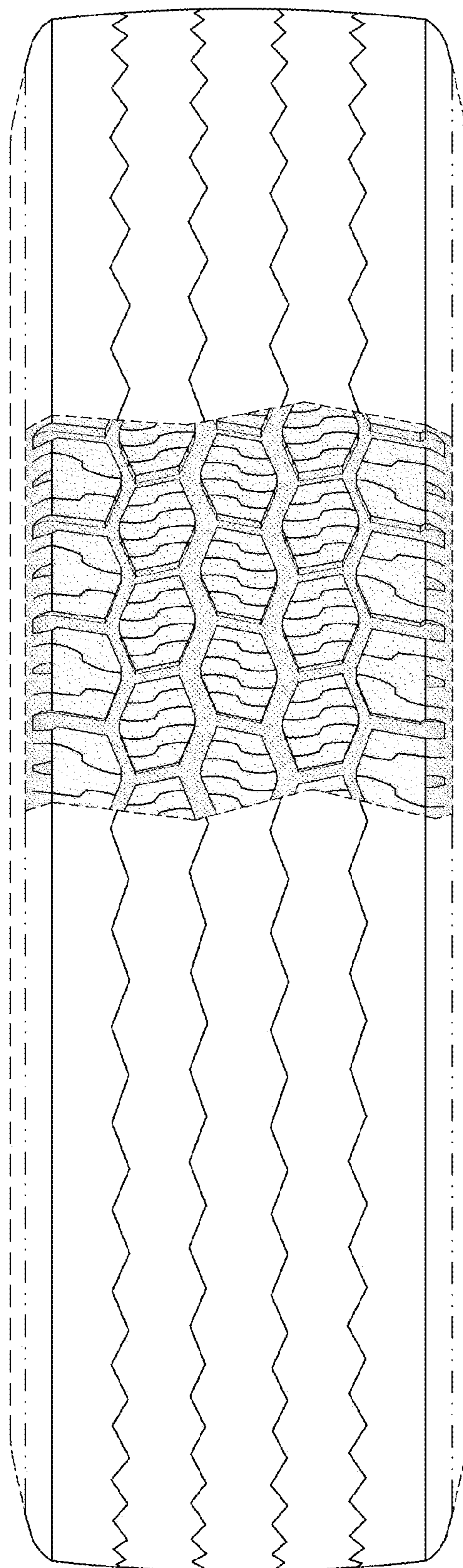
The tread pattern is understood to repeat uniformly throughout the circumference of the tire, as shown schematically in solid lines.

**1 Claim, 3 Drawing Sheets**

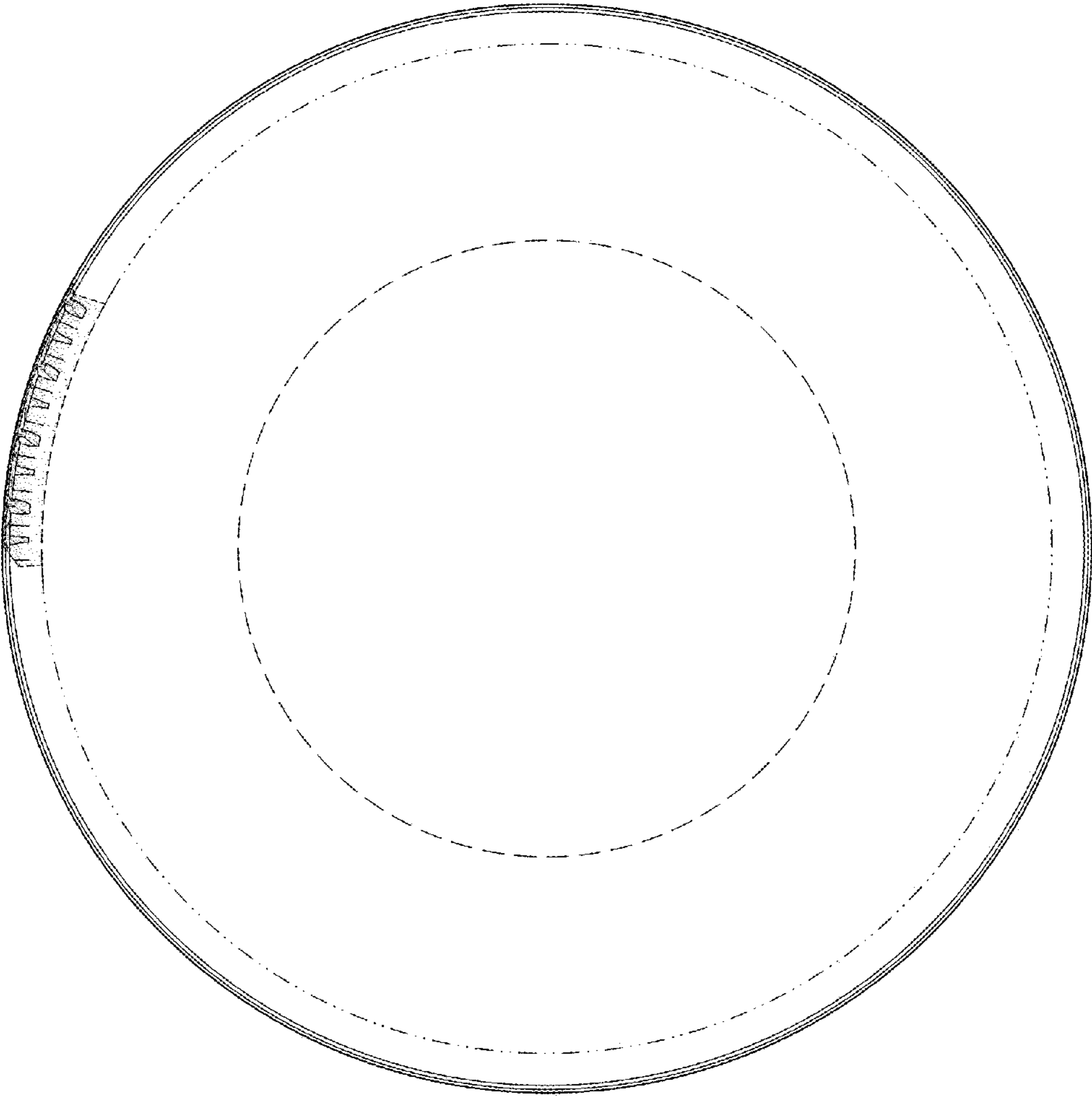




**FIG. 1**



**FIG. 2**



**FIG. 3**