



US00D686144S

(12) **United States Design Patent**  
**Larregain**

(10) **Patent No.:** **US D686,144 S**  
(45) **Date of Patent:** **\*\* Jul. 16, 2013**

(54) **PORTION OF A PNEUMATIC TIRE**

(75) Inventor: **Arnaud Larregain**, Thiers (FR)

(73) Assignees: **Compagnie Generale des  
Etablissements Michelin,**  
Clermont-Ferrand (FR); **Michelin  
Recherche et Technique S.A.,**  
Granges-Paccot (CH)

(\*\*) Term: **14 Years**

(21) Appl. No.: **29/399,596**

(22) Filed: **Aug. 16, 2011**

(30) **Foreign Application Priority Data**

Feb. 18, 2011 (FR) ..... 11 0932

(51) **LOC (9) Cl.** ..... **12-15**

(52) **U.S. Cl.**  
USPC ..... **D12/600**

(58) **Field of Classification Search**  
USPC ..... D12/568-603; 152/209.1-209.28  
See application file for complete search history.

(56) **References Cited**

U.S. PATENT DOCUMENTS

6,697,772 B2 \* 2/2004 Mancosu et al. .... 703/2  
D610,073 S \* 2/2010 Laroche ..... D12/579  
D662,876 S \* 7/2012 Larregain ..... D12/602

\* cited by examiner

*Primary Examiner* — George D Kirschbaum  
(74) *Attorney, Agent, or Firm* — Buchanan Ingersoll & Rooney

(57) **CLAIM**

The ornamental design for a portion of a pneumatic tire, as shown and described.

**DESCRIPTION**

FIG. 1 is a front perspective view of a portion of a pneumatic tire showing my new design.

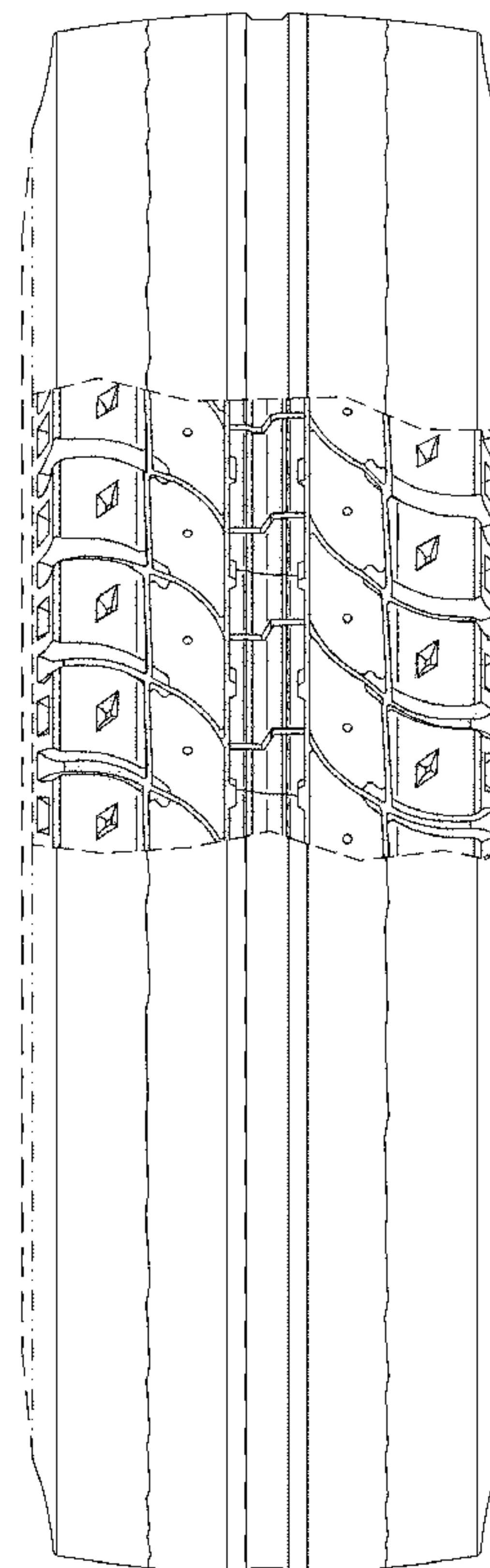
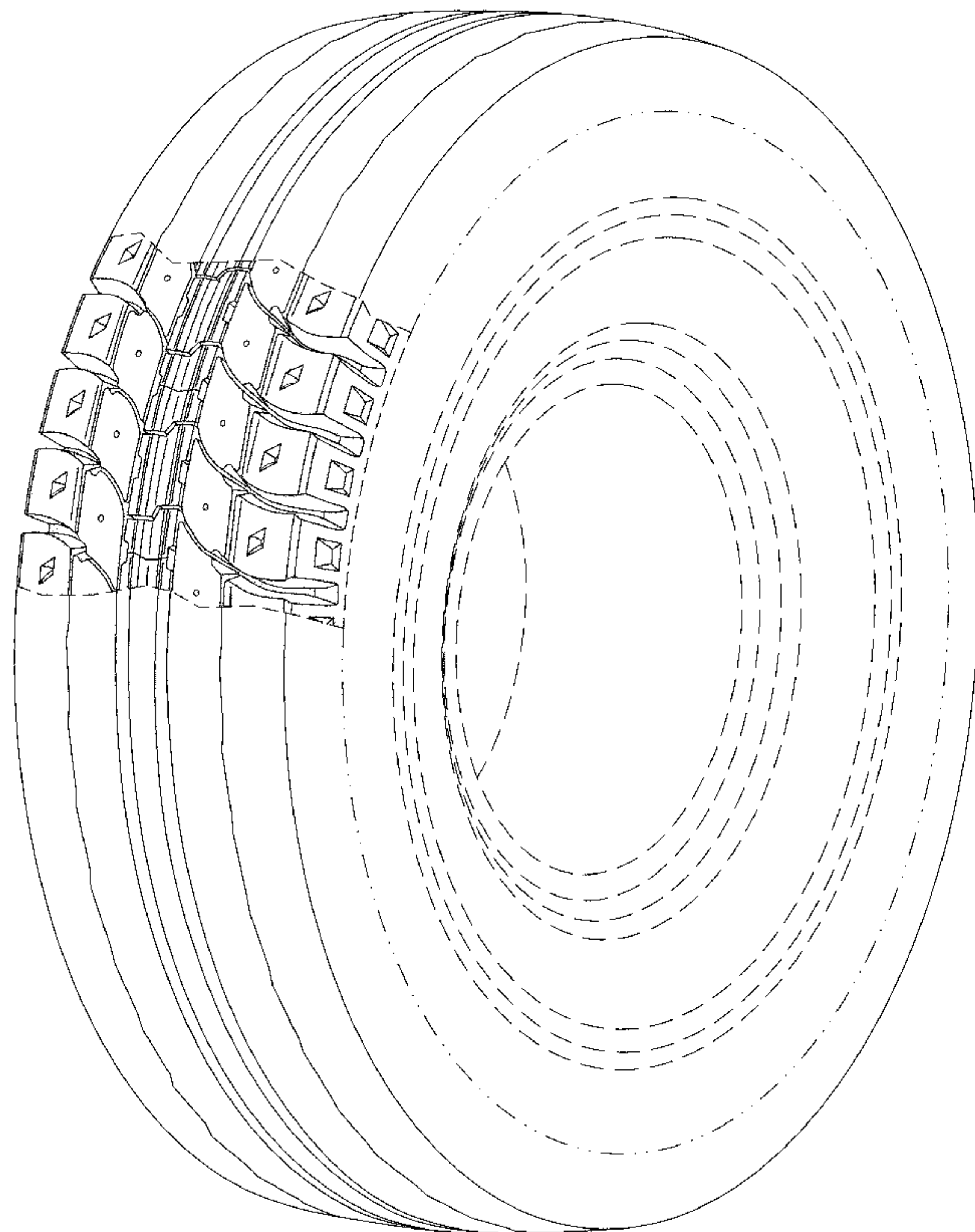
FIG. 2 is a front view thereof; and,

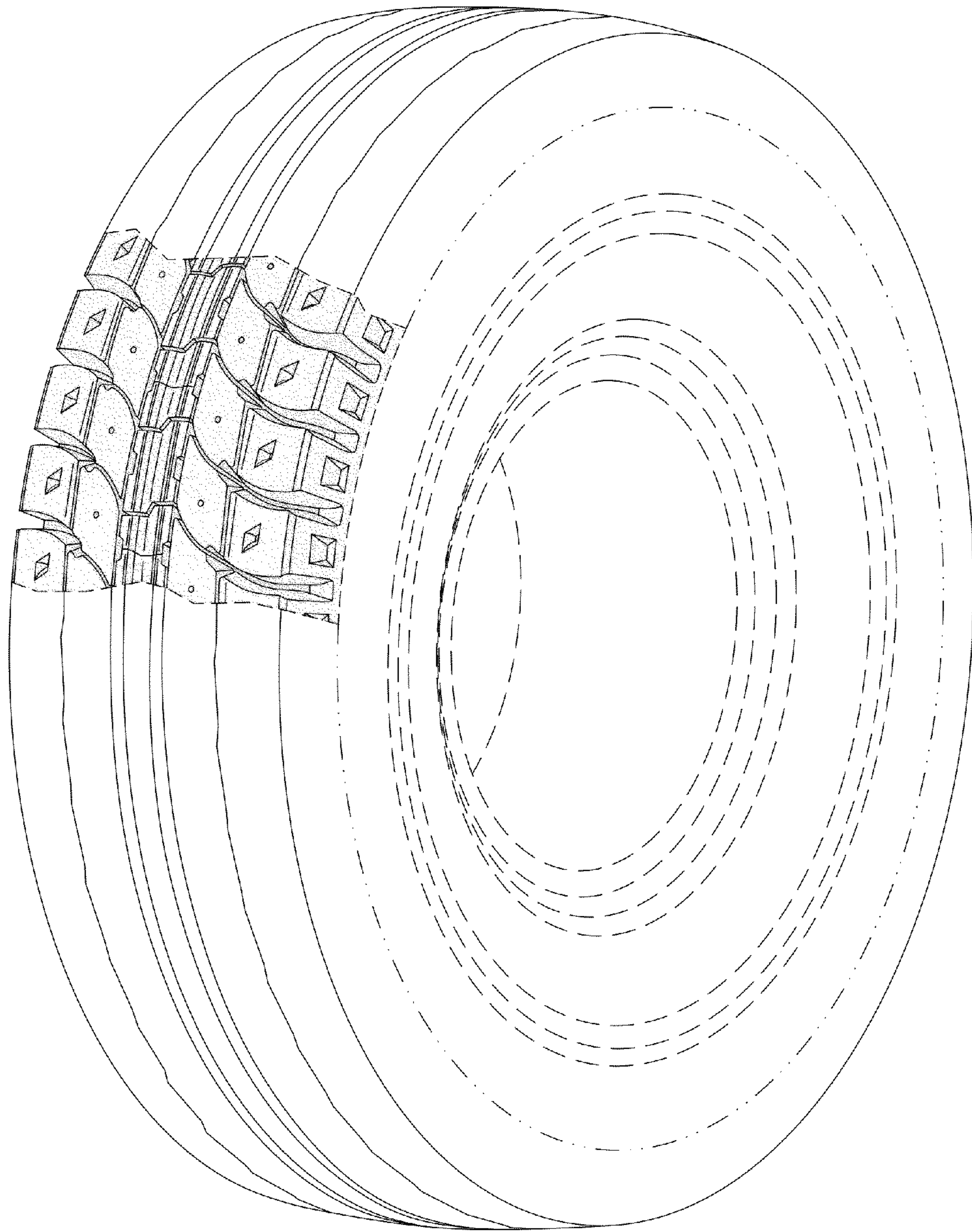
FIG. 3 is a side view thereof.

In the drawings, the broken lines defining the sidewall, inner bead and the unclaimed sidewall depict environmental subject matter that forms no part of the claimed design. The dash-dot lines represent the peripheral boundary between the claimed tire tread and unclaimed sidewall.

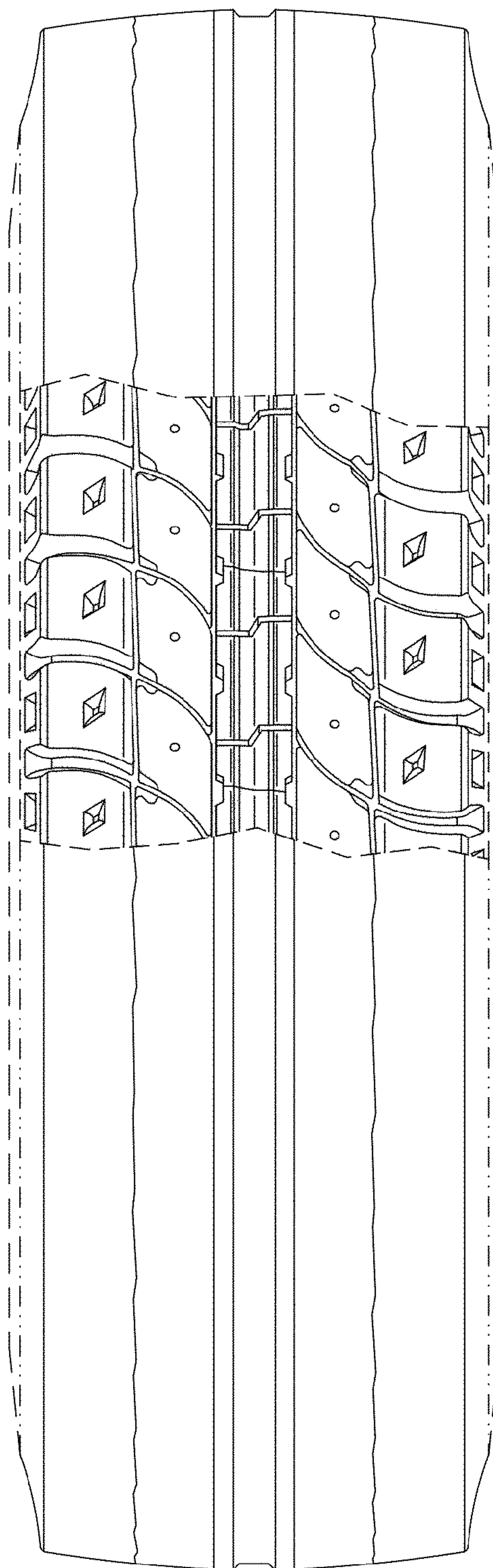
The tread pattern is understood to repeat uniformly throughout the circumference of the tire, as shown schematically in solid lines.

**1 Claim, 3 Drawing Sheets**



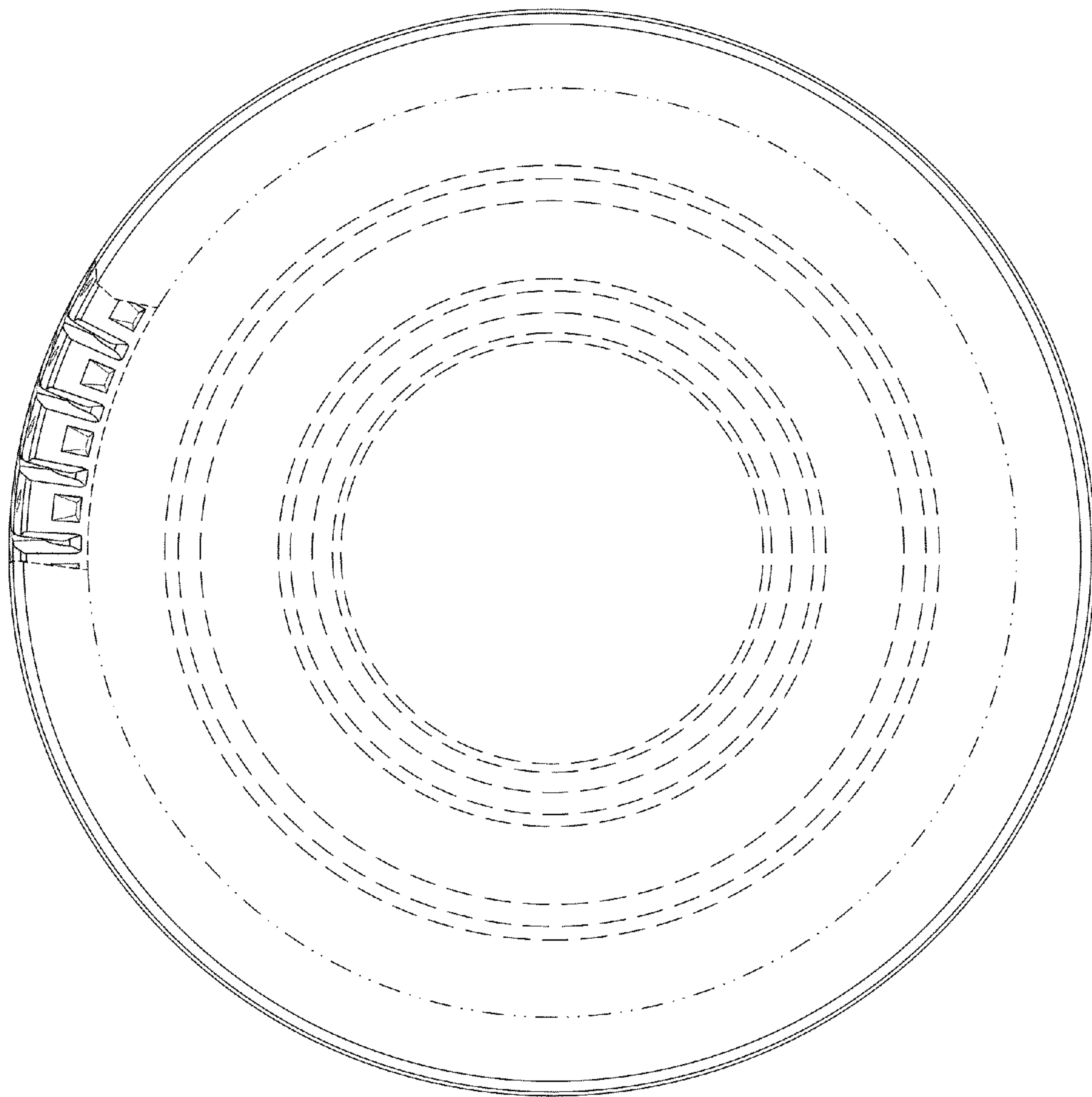


**FIG. 1**



**FIG. 2**





**FIG. 3**