



US00D686111S

(12) **United States Design Patent**  
**Kido et al.**

(10) **Patent No.:** **US D686,111 S**  
(45) **Date of Patent:** **\*\* Jul. 16, 2013**

(54) **MOTOR VEHICLE AND/OR TOY REPLICA THEREOF**

(75) Inventors: **Kenji Kido**, Okazaki (JP); **Tatsuya Sonoda**, Valbonne (FR); **Kosuke Kubo**, Okazaki (JP); **Takanori Ito**, Miyoshi (JP); **Ryota Nakai**, Toyota (JP); **Hiroyuki Kobayashi**, Tokyo (JP); **Kouhei Kobayashi**, Tokyo (JP); **Troy Shuji Sumitomo**, Huntington Beach, CA (US)

(73) Assignees: **Toyota Jidosha Kabushiki Kaisha** (JP); **Fuji Jukogyo Kabushiki Kaisha** (JP)

(\*\*) Term: **14 Years**

(21) Appl. No.: **29/400,073**

(22) Filed: **Aug. 23, 2011**

(51) **LOC (9) Cl.** ..... **12-08**

(52) **U.S. Cl.**  
USPC ..... **D12/92**

(58) **Field of Classification Search**  
USPC ..... D12/86, 90-92; D21/424, 433, 434;  
296/181.1, 181.5  
See application file for complete search history.

(56) **References Cited**

**U.S. PATENT DOCUMENTS**

D551,126 S *	9/2007	Manfredini	.....	D12/92
D575,678 S *	8/2008	Matsumoto et al.	.....	D12/92
D592,554 S *	5/2009	Larson et al.	.....	D12/92
D607,782 S *	1/2010	Yamazaki et al.	.....	D12/92
D609,608 S *	2/2010	Boniface et al.	.....	D12/92
D618,594 S *	6/2010	Sonoda et al.	.....	D12/92

D619,503 S *	7/2010	Ishibashi et al.	.....	D12/92
D628,124 S *	11/2010	Stephenson	.....	D12/92
D629,720 S *	12/2010	Manzoni	.....	D12/92
D664,474 S *	7/2012	Stoschek et al.	.....	D12/92

\* cited by examiner

*Primary Examiner* — Melody Brown

(74) *Attorney, Agent, or Firm* — SAIDMAN DesignLaw Group

(57) **CLAIM**

The ornamental design for a motor vehicle and/or toy replica thereof, as shown and described.

**DESCRIPTION**

FIG. 1 is a front perspective view of a first embodiment of a motor vehicle and/or toy replica thereof showing our new design;

FIG. 2 is a rear perspective view thereof;

FIG. 3 is a right side view thereof, the left side view being a mirror image;

FIG. 4 is a front view thereof;

FIG. 5 is a rear view thereof;

FIG. 6 is a top view thereof;

FIG. 7 is a front perspective view of a second embodiment thereof;

FIG. 8 is a rear perspective view thereof;

FIG. 9 is a left side view thereof, the right side view being a mirror image;


FIG. 10 is a front view thereof;

FIG. 11 is a rear view thereof; and,

FIG. 12 is a top view thereof.

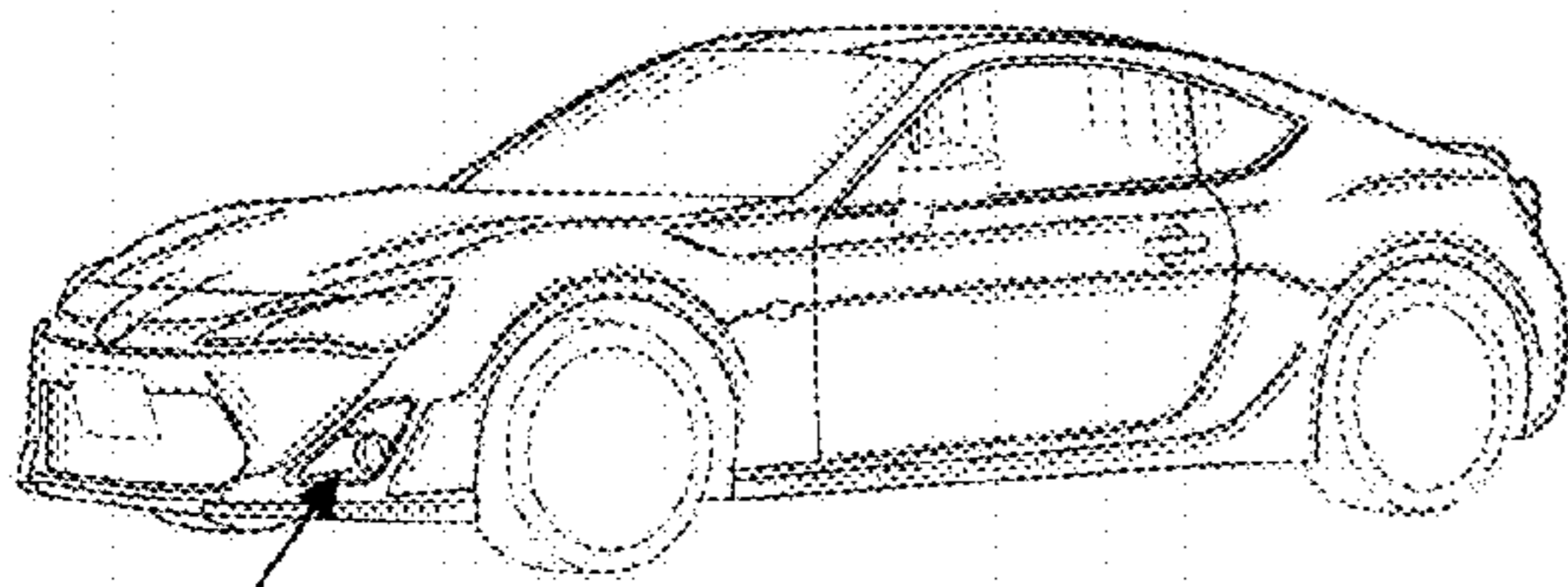
The broken lines illustrate portions of the motor vehicle and/or toy replica thereof and form no part of the claimed design.

**1 Claim, 2 Drawing Sheets**



Embodiment 1

Embodiment 2



A FIG. 1

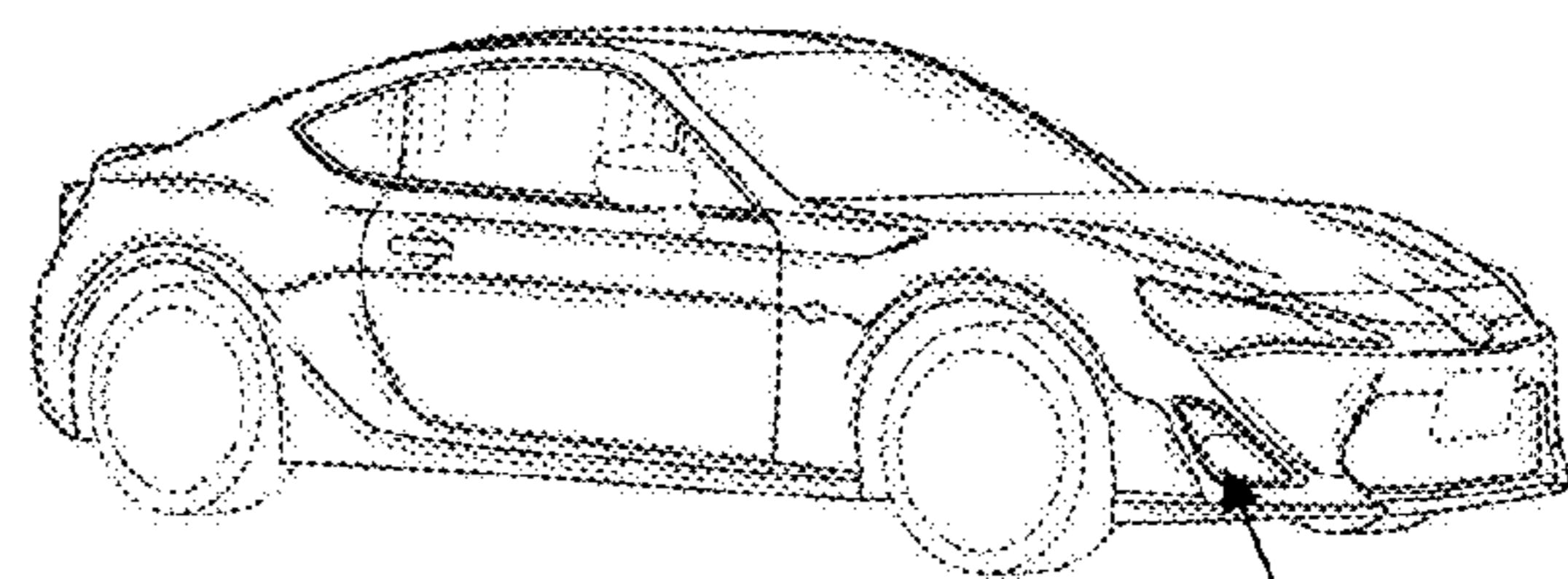


FIG. 7 A

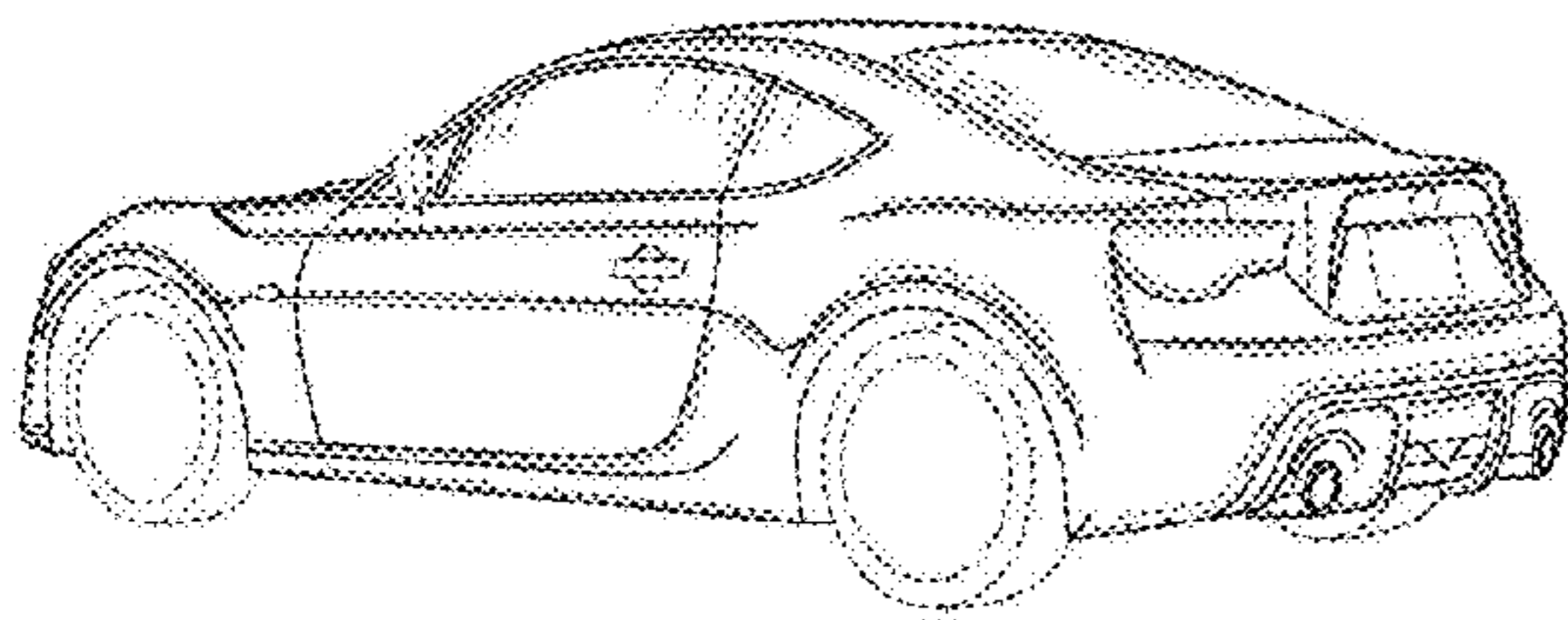


FIG. 2

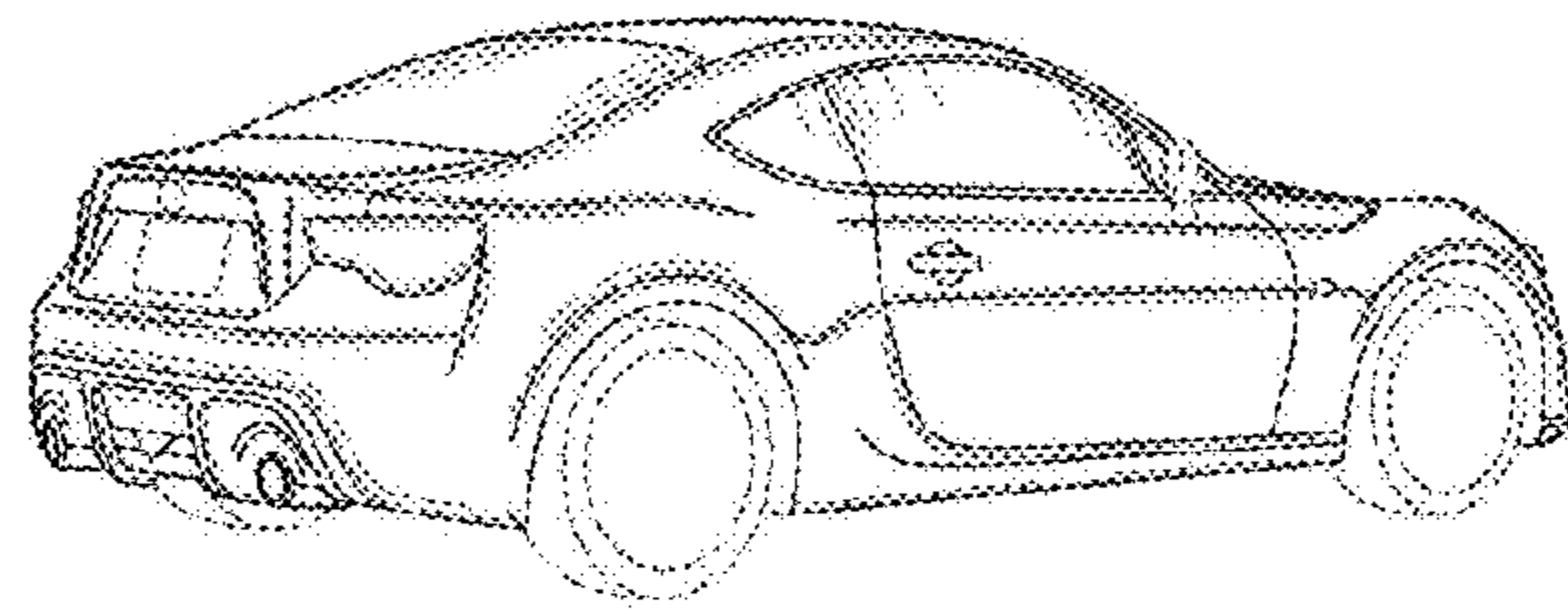


FIG. 8

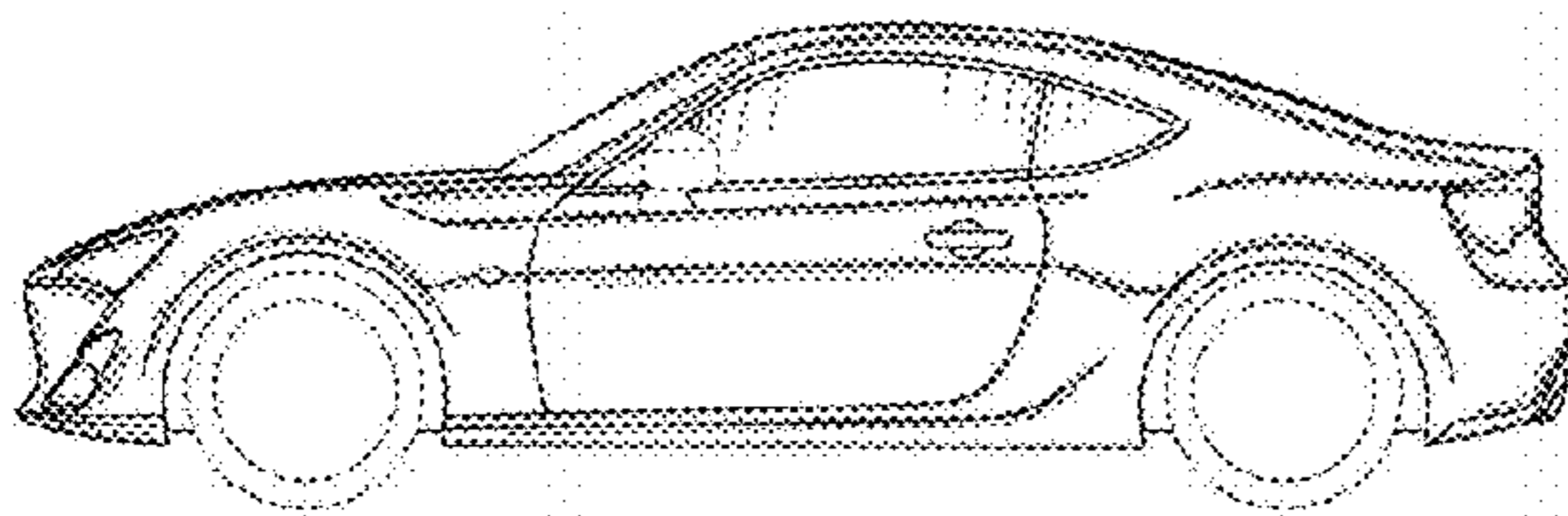


FIG. 3

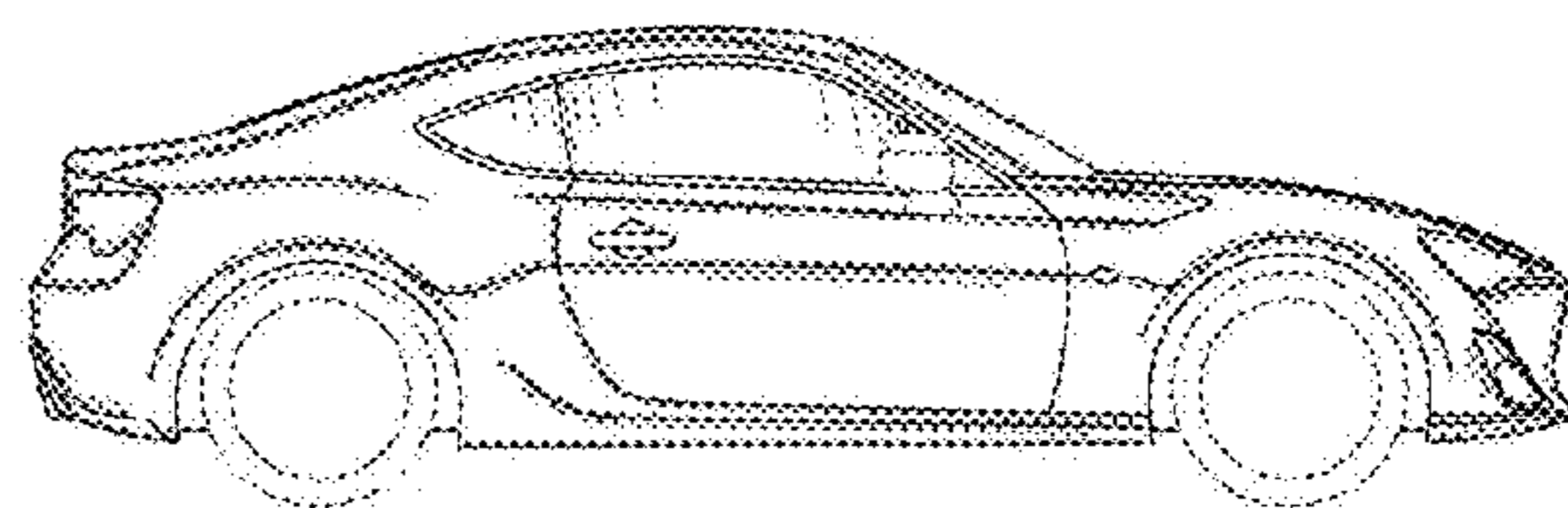


FIG. 9

