



US00D686106S

(12) **United States Design Patent**
Jordan et al.

(10) **Patent No.:** **US D686,106 S**
(45) **Date of Patent:** **** Jul. 16, 2013**

(54) **STICK FIGURE**

(75) Inventors: **John Jordan**, Canal Winchester, OH (US); **Scott Jordan**, Canal Winchester, OH (US); **Jeff Jordan**, Canal Winchester, OH (US)

(73) Assignee: **Dysart Corporation**, Canal Winchester, OH (US)

(**) Term: **14 Years**

(21) Appl. No.: **29/380,602**

(22) Filed: **Dec. 8, 2010**

(51) **LOC (9) Cl.** **11-02**

(52) **U.S. Cl.**
USPC **D11/160**

(58) **Field of Classification Search**
USPC D11/128, 131, 150, 157, 158, 160; D21/576, D21/578, 621-649; D20/31; 446/97-100, 446/268, 321, 385; 428/15, 16, 39, 542.2, 428/542.4

See application file for complete search history.

(56) **References Cited**

U.S. PATENT DOCUMENTS

D164,853	S	*	10/1951	Gross et al.	D6/412
D193,670	S	*	9/1962	Goldmans	D6/412
D194,267	S	*	12/1962	Goldmans	D6/412
3,672,675	A	*	6/1972	Morris, Jr.	473/514

D285,912	S	*	9/1986	Joffe	D11/160
D329,549	S	*	9/1992	Begley et al.	D6/412
D340,149	S	*	10/1993	Granoff	D6/412
5,300,933	A	*	4/1994	Discenza et al.	342/36
D402,715	S	*	12/1998	Ford	D21/623
6,530,491	B2	*	3/2003	Brehmer et al.	211/205
D604,781	S	*	11/2009	Maalouf	D21/630
D605,974	S	*	12/2009	Williams	D11/157
D645,524	S	*	9/2011	Maalouf	D21/623

* cited by examiner

Primary Examiner — T. Chase Nelson

Assistant Examiner — Michelle E Wilson

(74) *Attorney, Agent, or Firm* — Baker & Hostetler LLP

(57) **CLAIM**

The ornamental design for a stick figure, as shown and described.

DESCRIPTION

FIG. 1 is a front perspective view of a stick figure of the present invention;

FIG. 2 is a front view thereof;

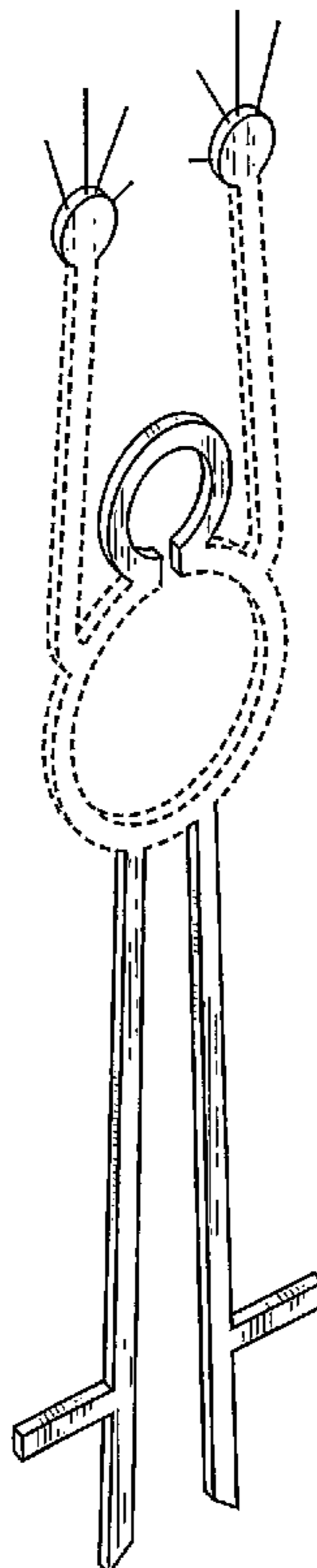
FIG. 3 is a right side view thereof;

FIG. 4 is a top view thereof; and,

FIG. 5 is a bottom view thereof.

The broken line showing of body and arm portions of the stick figure in FIGS. 1-5 is for the purpose of illustrating portions of the stick figure that form no part of the claimed design. The broken lines form no part of the claimed design.

1 Claim, 2 Drawing Sheets



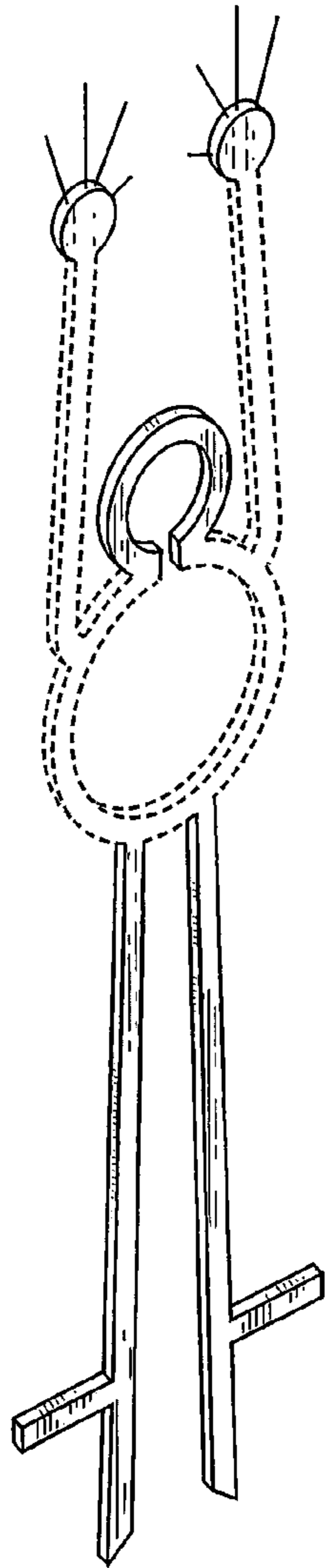


FIG. 1

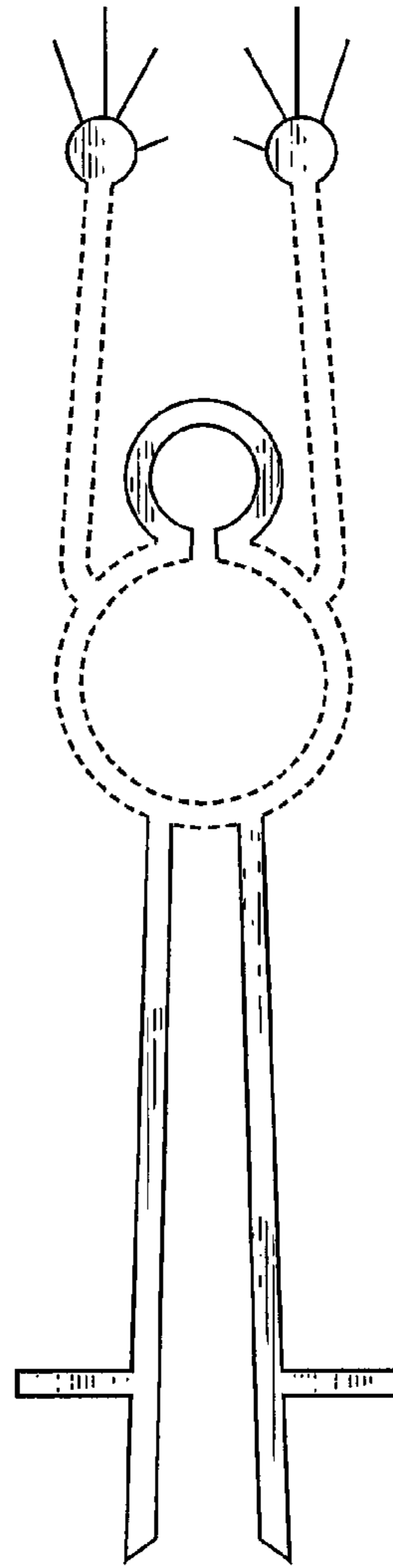


FIG. 2

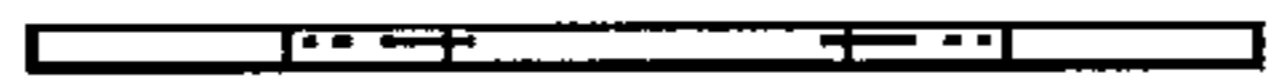


FIG. 4



FIG. 5



FIG. 3