



US00D686103S

(12) **United States Design Patent**
Mitsui

(10) **Patent No.:** **US D686,103 S**
(45) **Date of Patent:** **** Jul. 16, 2013**

(54) **FINGER RING**

(75) Inventor: **Nao Mitsui**, Sapporo (JP)

(73) Assignee: **Nao Mitsui**, Sapporo (JP)

(**) Term: **14 Years**

(21) Appl. No.: **29/423,804**

(22) Filed: **Jun. 5, 2012**

(30) **Foreign Application Priority Data**

Feb. 10, 2012 (JP) 2012-002792

(51) **LOC (9) Cl.** **11-01**

(52) **U.S. Cl.**
USPC **D11/26**

(58) **Field of Classification Search**
USPC D11/2-6, 26-39; 63/3, 3.1, 3.2, 15,
63/15.1-15.4, 15.45, 15.5, 15.6, 15.65; D7/631,
D7/633; D8/354, 356
See application file for complete search history.

(56) **References Cited**

U.S. PATENT DOCUMENTS

D15,984 S *	3/1885	Bunker	D8/354
1,724,129 A *	8/1929	Cramer	63/15.1
D140,177 S *	1/1945	Kalina et al.	D11/26
D143,590 S *	1/1946	Grun	D11/26

D305,214 S *	12/1989	Campbell	D11/26
D387,652 S *	12/1997	Carlson, Jr.	D8/356
D427,105 S *	6/2000	Ferreira	D11/26
D488,738 S *	4/2004	Figueroa	D11/26
D537,008 S *	2/2007	Novoa	D11/26
D592,092 S *	5/2009	Flynn	D11/26

* cited by examiner

Primary Examiner — Cathron Brooks

Assistant Examiner — Melanie Pellegrini

(74) *Attorney, Agent, or Firm* — Cermak Nakajima LLP;
Tomoko Nakajima

(57) **CLAIM**

The ornamental design for a finger ring, as shown and described.

DESCRIPTION

FIG. 1 is a front elevational view of a finger ring showing my new design, a rear elevational view thereof being a mirror image;


FIG. 2 is a top plan view thereof;

FIG. 3 is a bottom plan view thereof; and,

FIG. 4 is a right side elevational view thereof, a left side elevational view thereof being a mirror image.

The broken lines shown in the drawings represent portions of the finger ring that form no part of the claimed design.

1 Claim, 4 Drawing Sheets



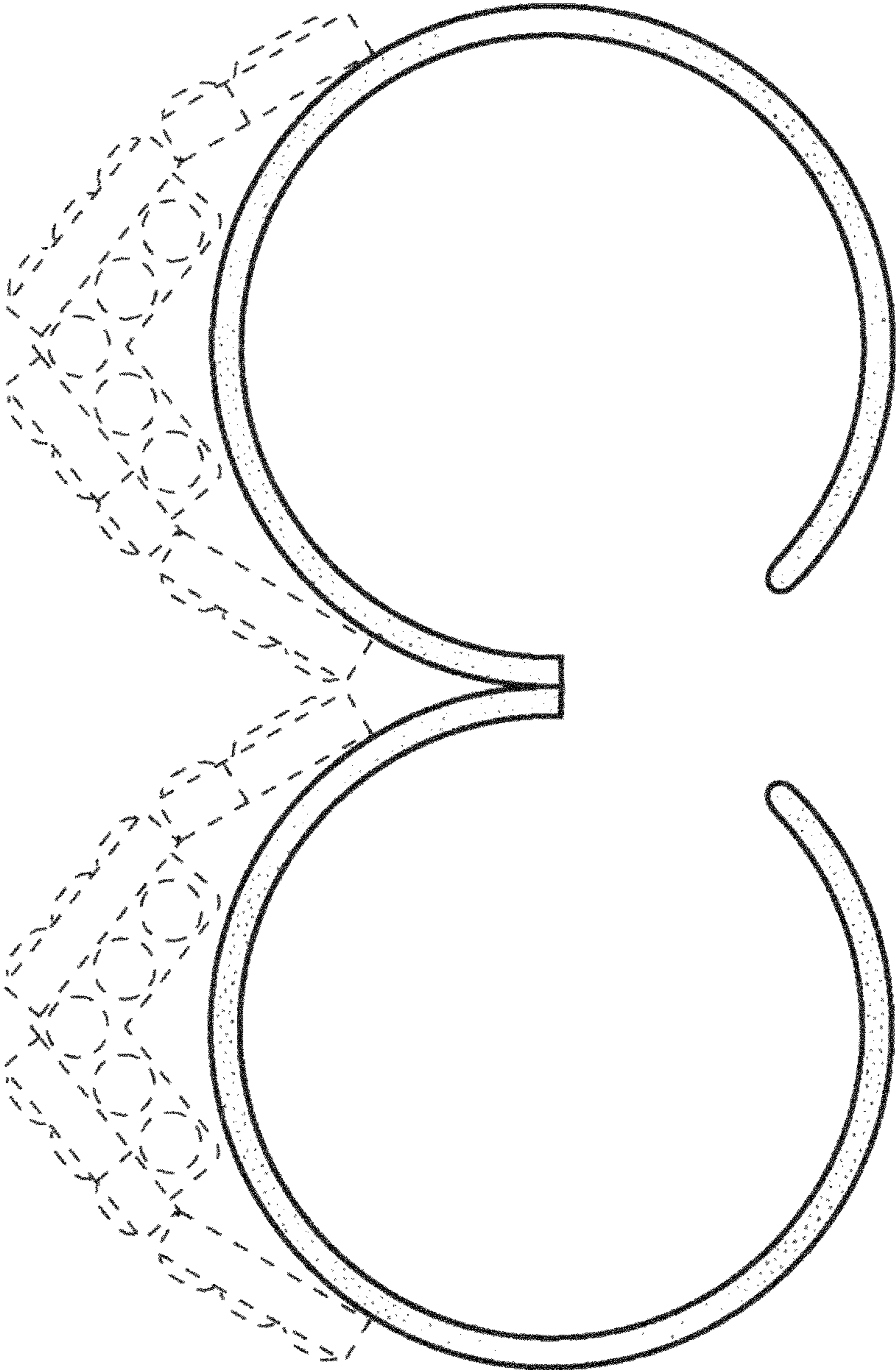


FIG. 1

FIG. 2


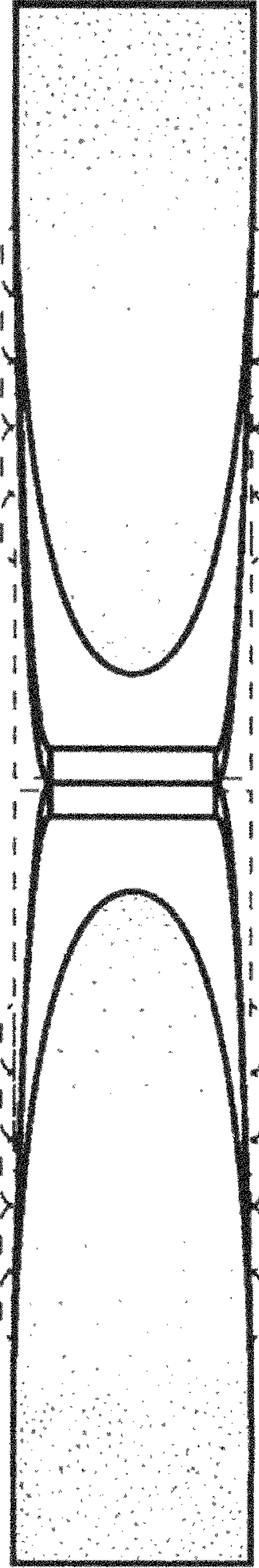


FIG. 3






FIG. 4