



US00D686101S

(12) **United States Design Patent**
Dailey

(10) **Patent No.:** **US D686,101 S**
(45) **Date of Patent:** **** Jul. 16, 2013**

(54) **RING**
(76) Inventor: **Ralph Dailey**, Williamville, NY (US)
(**) Term: **14 Years**
(21) Appl. No.: **29/396,488**
(22) Filed: **Jun. 30, 2011**
(51) **LOC (9) Cl.** **11-01**
(52) **U.S. Cl.**
USPC **D11/26**
(58) **Field of Classification Search**
USPC D11/1, 2, 26-3, 79, 86; 63/1.11,
63/15, 15.1-15.4, 15.45, 15.5, 15.6, 15.65,
63/15.7
See application file for complete search history.

4,199,962 A 4/1980 Ambrose
D412,458 S 8/1999 Hollander
D434,340 S 11/2000 Beber et al.
D464,900 S 10/2002 Reposs
D504,635 S 5/2005 Jones
D560,537 S * 1/2008 McKenzie D11/26
2003/0221450 A1 12/2003 Selinger

* cited by examiner

Primary Examiner — Jennifer Rivard
Assistant Examiner — Melanie Pellegrini
(74) *Attorney, Agent, or Firm* — Vincent G. LoTempio;
Kloss, Stenger & LoTempio

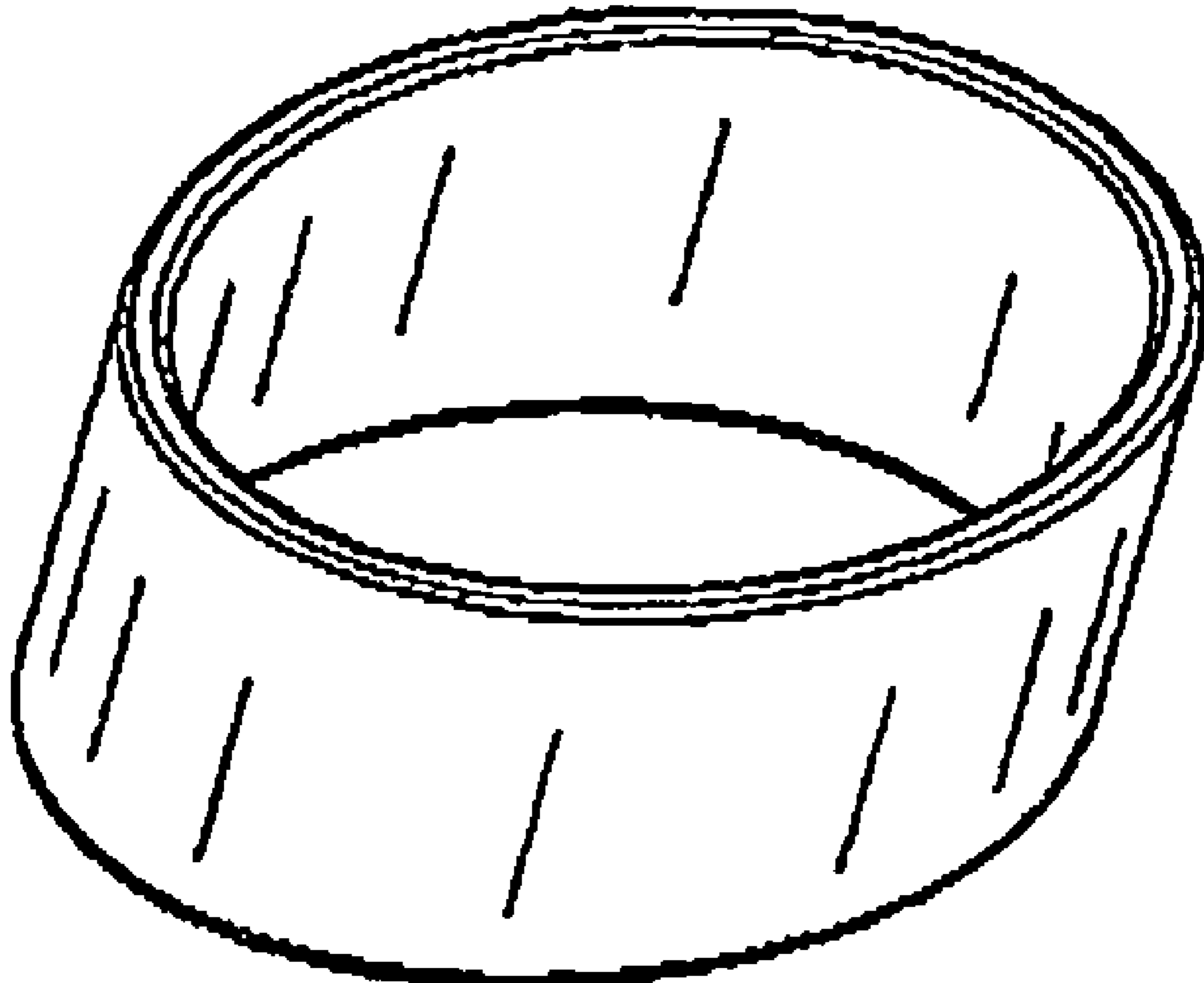
(57) **CLAIM**
The ornamental design for a ring, as shown and described.

DESCRIPTION

FIG. 1 is a front and top perspective view of a ring showing my new design;
FIG. 2 is a top plan view thereof, the bottom plan view being a mirror image thereof;
FIG. 3 is a front elevational view thereof, the rear elevational view being a mirror image thereof; and,
FIG. 4 is a side perspective view thereof, shown in use.
The broken lines shown in FIG. 4 represent environment and form no part of the claimed design.

1 Claim, 2 Drawing Sheets

(56) **References Cited**
U.S. PATENT DOCUMENTS
D49,974 S * 11/1916 Straus D11/28
D71,600 S * 12/1926 Levine D11/28
D83,144 S * 1/1931 Broom D11/28
1,950,526 A * 3/1934 Stetter 63/15.5
D137,403 S * 3/1944 Barnique D11/28
D237,815 S * 11/1975 Bulgari et al. D11/5
4,043,145 A 8/1977 Chervin



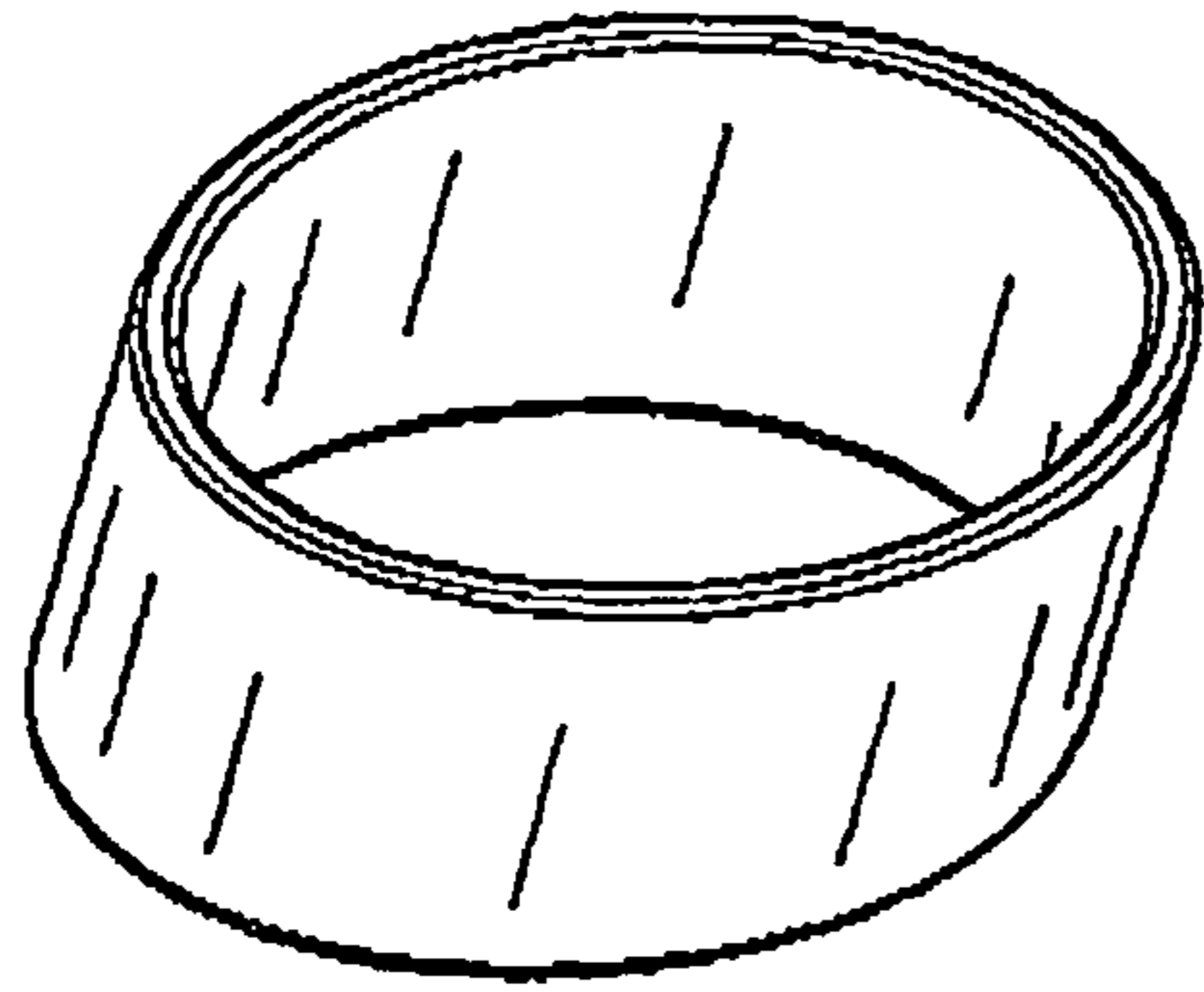


FIG. 1

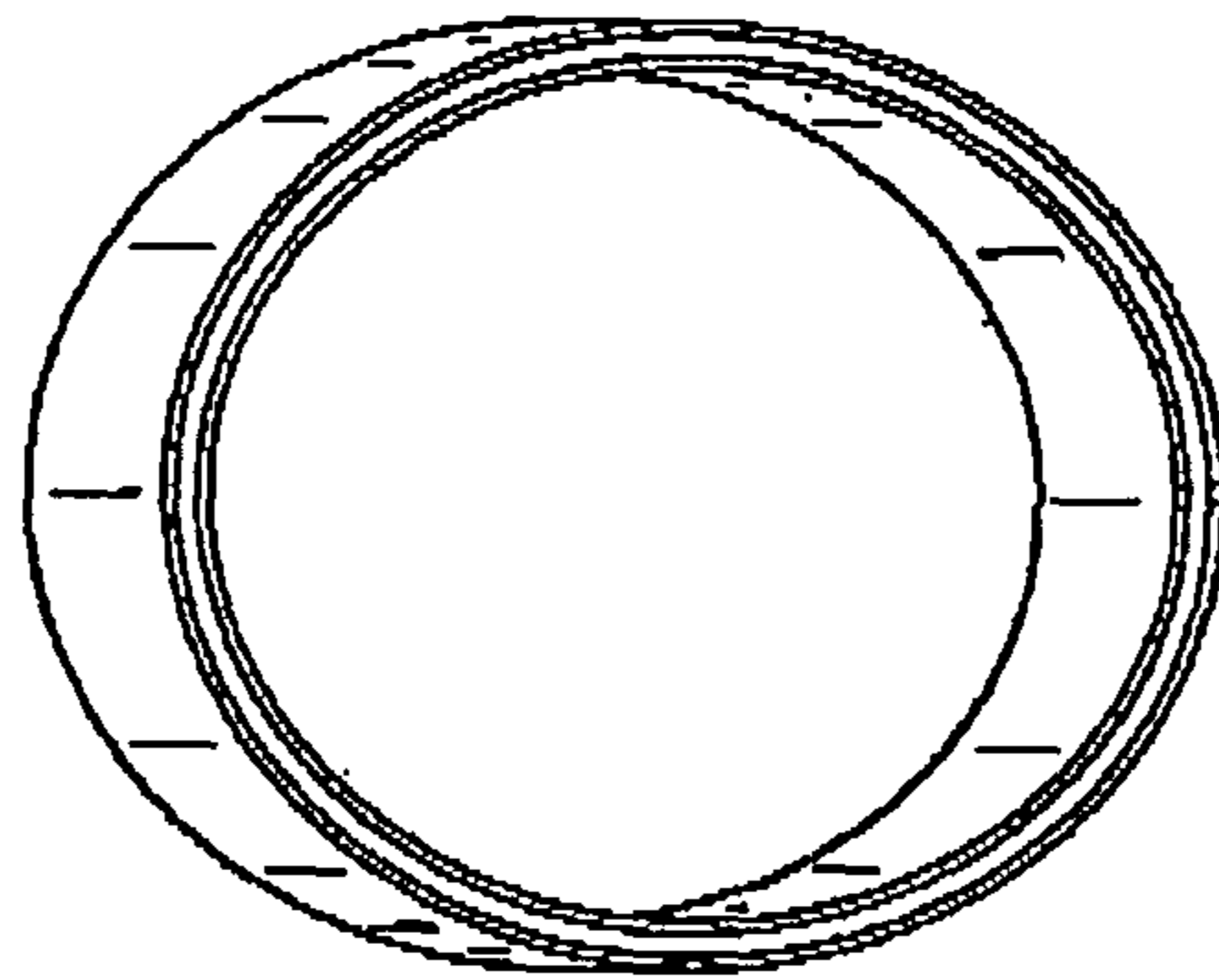


FIG. 2

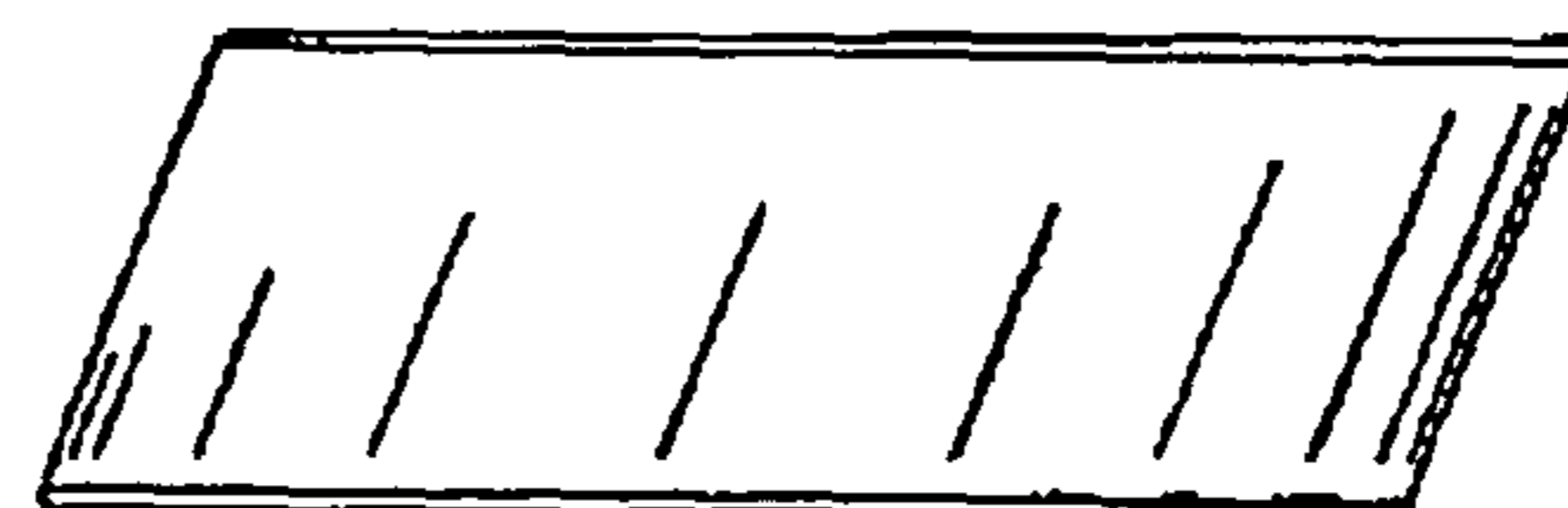


FIG. 3

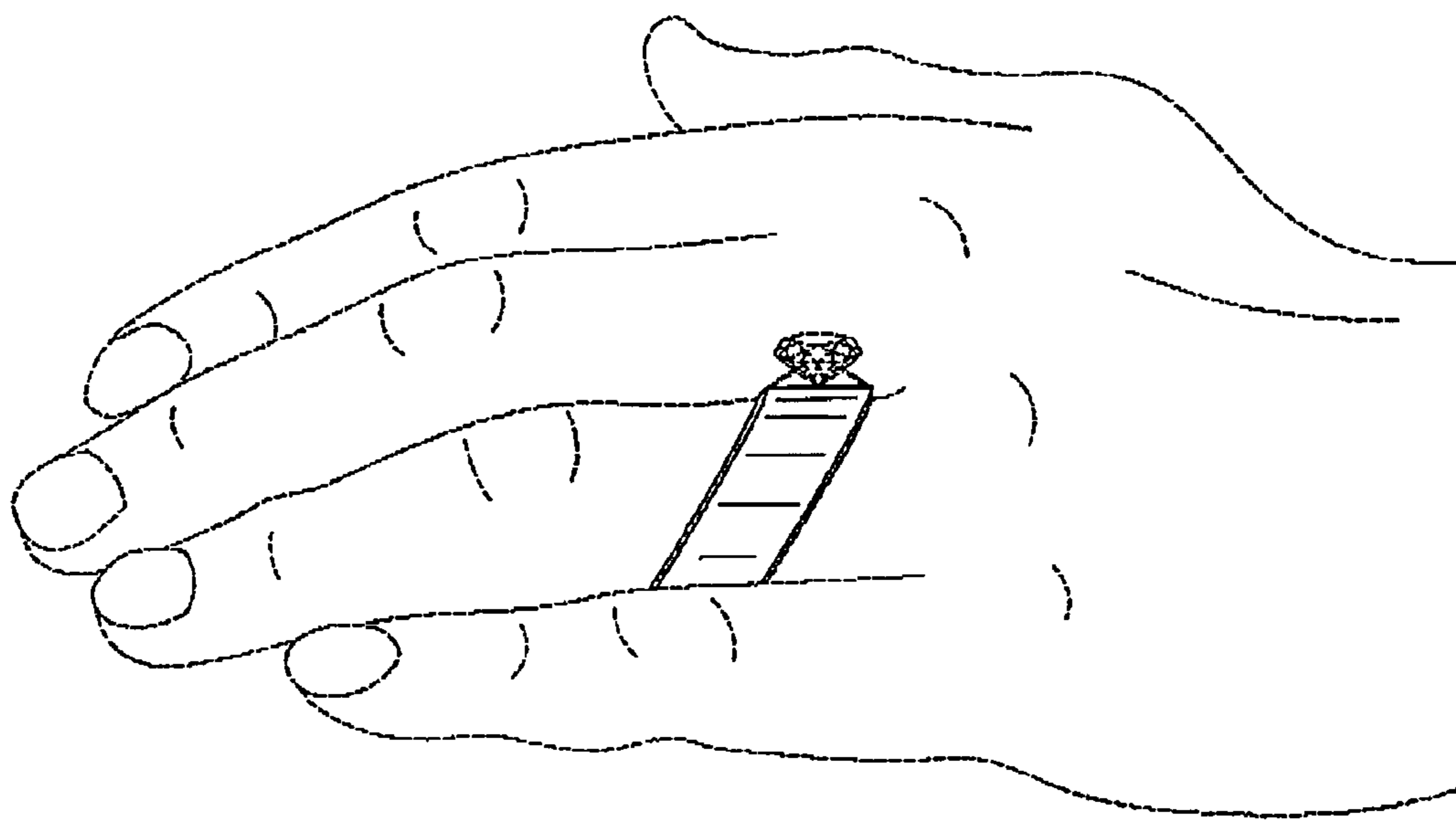


FIG. 4